

CLEVELAND PUBLIC LIBRARY

Board Meeting

REPORT ON INVESTMENTS – May 2021

1. INTERIM DEPOSITS

In accordance with *Ohio Revised Code* Section 135.14, funds that become available periodically throughout the fiscal year are invested in short-term investments known as interim deposits. The investments are in securities that provide the highest interest rate consistent with the highest degree of safety. Other balances are invested in US Treasury issues, agency issues, municipal bonds, commercial paper, and negotiable certificates of deposit as managed by UACC (a Meeder Investment Management Company), STAR Ohio, STAR Plus, and a federal money market fund.

Following is a description of interim deposit earnings for the period May 1, 2021 through May 31, 2021.

OPERATING FUND:

<u>Investment Period</u>	<u>No. of Days</u>	<u>Amount</u>	<u>Bank</u>	<u>Interest Rate</u>	<u>Investment Income</u>	<u>Investment Form</u>
05/01/21 - 05/31/21	31	Various	STAR Ohio	Various	681.33	Investment Pool
05/01/21 - 05/31/21	31	Various	STAR Plus	Various	0.00	Bank Deposit Program
05/01/21 - 05/31/21	31	Various	U.S. Bank	Various	41.33	Sweep Money Market
08/28/20 - 05/24/21	270	500,000	MUFG Bank LTD/NY	0.240%	896.67	Commercial Paper
11/06/20 - 05/06/21	182	1,000,000	Federal National Mortgage Assn.	1.250%	28,830.00	Federal Agency
11/08/20 - 05/08/21	182	500,000	Federal Farm Credit Bank	1.625%	4,062.50	Federal Agency
11/13/20 - 05/13/21	182	500,000	Federal Home Loan Mortgage Corp.	0.300%	750.00	Federal Agency
11/17/20 - 05/17/21	182	525,000	Federal National Mortgage Assn.	0.560%	1,470.00	Federal Agency
11/22/20 - 05/22/21	182	425,000	Federal Home Loan Bank	1.250%	4,250.00	Federal Agency
11/24/20 - 05/24/21	182	1,425,000	Federal Farm Credit Bank	1.670%	14,255.70	Federal Agency
11/28/20 - 05/28/21	182	125,000	Federal Home Loan Mortgage Corp.	1.950%	2,312.50	Federal Agency
04/01/21 - 05/01/21	31	100,000	Live Oak Banking Co.	1.800%	147.95	Negotiable CD
11/07/20 - 05/07/21	182	248,000	HSBC Bank USA NA	1.300%	1,598.75	Negotiable CD
11/07/20 - 05/07/21	182	248,000	Pinnacle Bank	0.900%	1,106.83	Negotiable CD
04/11/21 - 05/11/21	31	249,000	UBS Bank USA	1.000%	204.66	Negotiable CD
04/11/21 - 05/11/21	31	249,000	First Internet Bank of Indiana	0.850%	173.96	Negotiable CD
04/13/21 - 05/13/21	31	249,000	Enerbank USA	1.800%	368.38	Negotiable CD
04/17/21 - 05/17/21	31	249,000	Wells Fargo National Bank West	1.900%	388.85	Negotiable CD
04/18/21 - 05/18/21	31	225,000	Wells Fargo Bank NA	1.950%	360.62	Negotiable CD
04/18/21 - 05/18/21	31	249,000	Congressional Bank	0.200%	40.93	Negotiable CD
04/20/21 - 05/20/21	31	249,000	Texas Exchange Bank SSB	0.850%	173.96	Negotiable CD

04/20/21 - 05/20/21	31	210,000	Merrick Bank	2.350%	405.62	Negotiable CD
11/21/20 - 05/21/21	182	249,000	Third Federal Savings and Loan	0.750%	926.08	Negotiable CD
04/21/21 - 05/21/21	31	249,000	SeviFirst Bank	1.600%	327.45	Negotiable CD
11/22/20 - 05/22/21	182	246,000	Capital One Bank USA NA	2.650%	3,232.71	Negotiable CD
11/22/20 - 05/22/21	182	246,000	Capital One NA	2.650%	3,232.71	Negotiable CD
04/26/21 - 05/26/21	31	249,000	Axos Bank	1.650%	337.68	Negotiable CD
04/27/21 - 05/27/21	31	249,000	Comenity Capital Bank	2.500%	511.64	Negotiable CD

Earned Interest May 2021 \$ 71,088.81
 Earned Interest Year To Date \$ 177,777.41

SERIES 2019A TAX-EXEMPT NOTES:

<u>Investment Period</u>	<u>No. of Days</u>	<u>Amount</u>	<u>Bank</u>	<u>Interest Rate</u>	<u>Investment Income</u>	<u>Investment Form</u>
05/01/21 - 05/31/21	31	Various	U.S. Bank	Various	113.73	Sweep Money Market
08/28/20 - 05/24/21	270	2,000,000	MUFG Bank LTD/NY	0.240%	3,586.68	Commercial Paper
11/18/20 - 05/18/21	182	2,685,000	Federal Farm Credit Bank	0.160%	2,148.00	Federal Agency
11/24/20 - 05/24/21	182	3,000,000	Federal Farm Credit Bank	1.670%	25,800.00	Federal Agency

Earned Interest May 2021 \$ 31,648.41
 Earned Interest Year To Date \$ 229,184.85

SERIES 2019B TAXABLE NOTES:

<u>Investment Period</u>	<u>No. of Days</u>	<u>Amount</u>	<u>Bank</u>	<u>Interest Rate</u>	<u>Investment Income</u>	<u>Investment Form</u>
05/01/21 - 05/31/21	31	Various	U.S. Bank	Various	4.55	Sweep Money Market

Earned Interest May 2021 \$ 4.55
 Earned Interest Year To Date \$ 43,028.57

NOTE RETIREMENT FUND:

<u>Investment Period</u>	<u>No. of Days</u>	<u>Amount</u>	<u>Bank</u>	<u>Interest Rate</u>	<u>Investment Income</u>	<u>Investment Form</u>
05/01/21 - 05/31/21	31	Various	Huntington National Bank	Various	42.00	Sweep Money Market

Earned Interest May 2021 \$ 42.00
 Earned Interest Year To Date \$ 98.05

ESCROW ACCOUNT:

<u>Investment Period</u>	<u>No. of Days</u>	<u>Amount</u>	<u>Bank</u>	<u>Interest Rate</u>	<u>Investment Income</u>	<u>Investment Form</u>
05/01/21 - 05/31/21	31	Various	Huntington National Bank	Various	0.95	Money Market
				Earned Interest May 2021	\$ 0.95	
				Earned Interest Year To Date	\$ 4.67	
				Earned Interest May 2021--All Funds	\$ 102,784.72	
				Earned Interest Year To Date--All Funds	\$ 450,093.55	



Cleveland Public Library Operating Account

Monthly Investment Report
May 31, 2021

Your Investment Representative:

Jim McCourt

(614) 923-1151

jmccourt@meederinvestment.com

For questions about your account please contact your investment representative or contact publicfundsoperations@meederinvestment.com

Dublin, Ohio | Lansing, Michigan | Long Beach, California | 866-633-3371 | www.meederpublicfunds.com

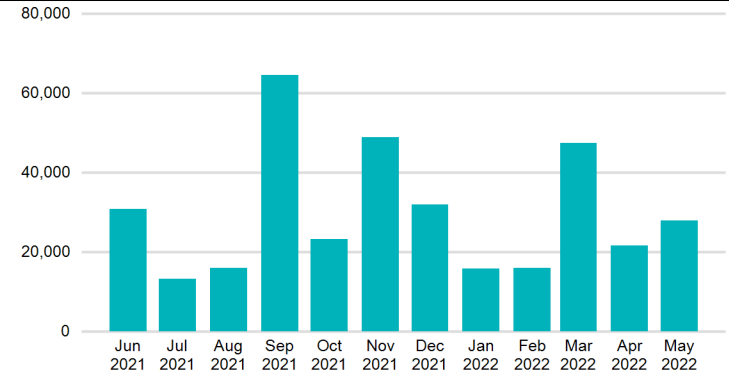
MONTHLY RECONCILIATION

Beginning Book Value	45,228,383.99
Contributions	
Withdrawals	
Prior Month Custodian Fees	(379.98)
Realized Gains/Losses	26,927.37
Purchased Interest	(57.49)
Gross Interest Earnings	43,480.11
Ending Book Value	45,298,354.00

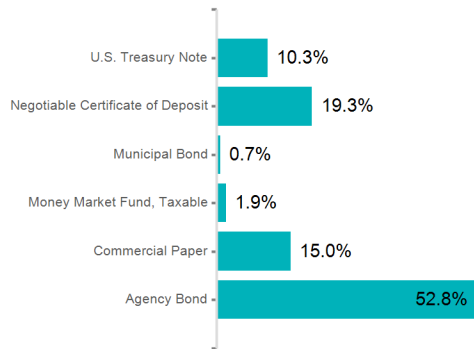
PORTFOLIO CHARACTERISTICS

Portfolio Yield to Maturity	0.83%
Portfolio Effective Duration	1.88 yrs
Weighted Average Maturity	2.64 yrs

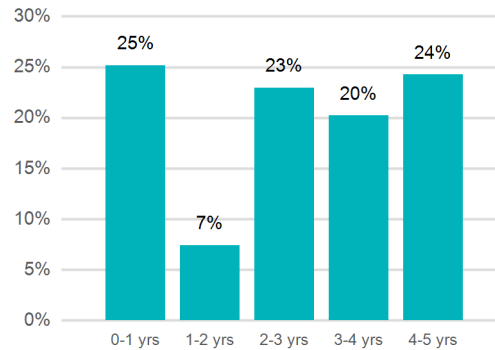
PROJECTED MONTHLY INCOME SCHEDULE



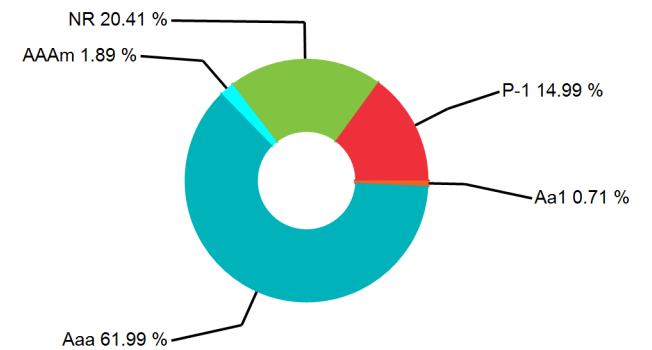
SECTOR ALLOCATION



MATURITY DISTRIBUTION



CREDIT QUALITY



Cleveland Public Library Operating Account
PROJECTED INCOME SCHEDULE
 As of May 31, 2021



CUSIP	SECURITY DESCRIPTION	Jun 2021	Jul 2021	Aug 2021	Sep 2021	Oct 2021	Nov 2021	Dec 2021	Jan 2022	Feb 2022	Mar 2022	Apr 2022	May 2022
02007GKC6	Ally Bank 2.500% 06/06/2022	3,067						3,083					
02589AB50	American Express National Bank 1.450% 03/31/2023				1,813						1,783		
05465DAK4	Axos Bank 1.650% 03/26/2024	349	338	349	349	338	349	338	349	349	315	349	338
05580ATH7	BMW Bank of North America 1.800% 11/29/2022						2,241						2,205
06251A2E9	Bank Hapoalim B.M. 0.300% 09/14/2023				377						370		
06366GT41	Bank of Montreal 06/04/2021	1,144											
12556LBU9	CIT Bank, National Association 1.050% 03/28/2022				1,313						1,306		
14042RLP4	Capital One, National Association 2.650% 05/22/2024						3,286						3,233
14042TAP2	Capital One Bank (Usa), National Association 2.650% 05/22/2024						3,286						3,233
15118RRH2	Celtic Bank Corporation 1.850% 08/30/2024	391	379	391	391	379	391	379	391	366	379	391	379
15201QCD7	Centerstate Bank Corporation 1.000% 03/21/2022				1,250						1,237		
20033AZ58	Comenity Capital Bank 2.500% 06/27/2024	529	512	529	529	512	529	512	529	529	478	529	512
20726ACE6	Congressional Bank 0.200% 09/19/2022	42	41	42	42	41	42	41	42	42	38	42	41
22533UAR4	Credit Agricole Corporate and Investment Bank 01/25/2022								3,375				
2254EAVA8	Credit Suisse Securities (USA) LLC 08/10/2021			998									
2254EAX16	Credit Suisse Holdings (USA), Inc. 10/01/2021					897							
29278TLF5	EnerBank USA 1.800% 09/13/2023	381	368	381	381	368	381	368	381	381	344	381	368
3130A9VM0	FHLB 2.000% 11/22/2021						18,148						

Cleveland Public Library Operating Account
PROJECTED INCOME SCHEDULE
 As of May 31, 2021



CUSIP	SECURITY DESCRIPTION	Jun 2021	Jul 2021	Aug 2021	Sep 2021	Oct 2021	Nov 2021	Dec 2021	Jan 2022	Feb 2022	Mar 2022	Apr 2022	May 2022
3130AB3H7	FHLB 2.375% 03/08/2024				5,938						5,938		
3130AK6G6	FHLB 0.390% 09/23/2024				1,580						1,580		
3130AKVV5	FHLB 0.500% 02/18/2026			2,500						2,500			
3130ALKA1	FHLB 1.000% 03/17/2026				2,500						2,500		
3130ALSX3	FHLB 1.020% 03/30/2026				2,550						2,550		
3130ALZ23	FHLB 0.800% 04/28/2025					1,100						1,100	
3130AMKH4	FHLB 0.750% 05/27/2025						3,750						3,750
3130AMNX6	FHLB 1.020% 06/10/2026							3,494					
313380GJ0	FHLB 2.000% 09/09/2022				8,000						8,000		
3133EHWM1	FFCB 1.700% 09/01/2021				4,158								
3133EK6J0	FFCB 1.625% 11/08/2024						4,063						4,063
3133ELH80	FFCB 0.680% 06/10/2025	2,550						2,550					
3133ELTZ7	FFCB 0.625% 03/18/2022				3,125						5,205		
3133EMBD3	FFCB 0.360% 09/24/2024				1,800						1,800		
3133EMNG3	FFCB 0.230% 01/19/2024		661						661				
3133EMQX3	FFCB 0.590% 02/17/2026			1,475						1,475			
3133EMWV0	FFCB 0.350% 04/22/2024					2,625						2,625	
3133EMXS6	FFCB 0.720% 04/28/2025					6,300						6,300	
3133EMZW5	FFCB 0.730% 05/19/2025						1,150						1,150
3134G45T1	FMCC 2.000% 12/10/2021	5,000						7,130					
3134GV7E2	FMCC 0.500% 01/27/2025		1,250						1,250				
3134GW4B9	FMCC 0.500% 10/29/2025					1,250						1,250	
3134GWAK2	FMCC 0.410% 07/20/2023		1,538						1,538				
3134GWH33	FMCC 0.320% 09/01/2023				1,360						1,360		
3134GWH90	FMCC 0.400% 03/08/2024				1,000						1,000		

Cleveland Public Library Operating Account
PROJECTED INCOME SCHEDULE
 As of May 31, 2021



CUSIP	SECURITY DESCRIPTION	Jun 2021	Jul 2021	Aug 2021	Sep 2021	Oct 2021	Nov 2021	Dec 2021	Jan 2022	Feb 2022	Mar 2022	Apr 2022	May 2022
3134GWUS3	FMCC 0.400% 09/24/2024				2,000						2,000		
3134GWXC5	FMCC 0.350% 03/29/2024				1,750						1,750		
3134GWZG4	FMCC 0.600% 10/20/2025					1,950						1,950	
3134GXAY0	FMCC 0.300% 11/13/2023						750						750
3134GXFV1	FMCC 0.625% 12/17/2025	1,563						1,563					
3135GA2Z3	FNMA 0.560% 11/17/2025						1,470						1,470
3136G45C3	FNMA 0.540% 10/27/2025					1,350						1,350	
3136G4J95	FNMA 0.550% 08/25/2025			1,375						1,375			
3137EAES4	FMCC 0.250% 06/26/2023	625						625					
3137EAEV7	FMCC 0.250% 08/24/2023			625						625			
31422XBN1	AGM 0.690% 02/25/2026			1,725						1,725			
32056GDH0	First Internet Bancorp 0.850% 05/13/2024	180	174	180	180	174	180	174	180	180	162	180	174
33847E2Q9	Flagstar Bank, FSB 2.400% 12/28/2021	2,944						3,083					
38149MAZ6	Goldman Sachs Bank USA Holdings LLC 2.700% 06/05/2024	3,312						3,330					
44329ME33	HSBC Bank USA, National Association 1.300% 05/07/2025						1,625						1,599
46640PXV0	J.P. Morgan Securities LLC 10/29/2021				635								
538036HC1	Live Oak Banking Company 1.800% 12/11/2023	153	148	153	153	148	153	148	153	153	138	153	148
59013KAS5	Merrick Bank Corporation 2.350% 06/20/2022	419	406	419	419	406	419	406	419	419	379	419	406
61690UGU8	Morgan Stanley Bank, National Association 2.550% 06/06/2022	3,128						3,145					
61760AE88	Morgan Stanley Private Bank, National Association 2.700% 06/06/2024	3,312						3,330					

Cleveland Public Library Operating Account
PROJECTED INCOME SCHEDULE
 As of May 31, 2021



CUSIP	SECURITY DESCRIPTION	Jun 2021	Jul 2021	Aug 2021	Sep 2021	Oct 2021	Nov 2021	Dec 2021	Jan 2022	Feb 2022	Mar 2022	Apr 2022	May 2022
62479LWD3	MUFG Bank, Ltd. 09/13/2021				604								
62479MB44	MUFG Bank, Ltd. 02/04/2022									975			
654062JR0	Nicolet National Bank 1.150% 03/28/2024	235	243	243	235	243	235	243	243	220	243	235	
6775228B3	Ohio, State of 0.350% 05/01/2023						708						569
70212VAA6	Partners Bank 0.350% 06/30/2023	73	70	73	73	70	73	70	73	68	70	73	70
72345SKS9	Pinnacle Bank 0.900% 05/09/2022						1,125						1,367
75472RAD3	Raymond James Bank, National Association 1.950% 08/23/2023			2,388						2,428			
7954502H7	Sallie Mae Bank 2.800% 04/17/2024					1,544						1,536	
81768PAF3	ServisFirst Bank 1.600% 02/21/2023	338	327	338	338	327	338	327	338	338	306	338	327
856285SN2	State Bank of India 1.900% 01/22/2025		2,347						2,347				
87165E2M8	Synchrony Bank 1.250% 04/24/2025					1,554						1,546	
87270LDK6	TIAA, FSB 0.200% 02/12/2024			247						251			
88224PLY3	Texas Capital Bank, National Association 0.300% 02/07/2023			370						377			
88241THF0	Texas Exchange Bank, SSB 0.850% 05/20/2024	180	174	180	180	174	180	174	180	180	162	180	174
88413QCN6	Third Federal Savings and Loan Association of Cleveland 0.750% 05/21/2024						941						926
89233GUP9	Toyota Motor Credit Corporation 07/23/2021		934										
90348JSW1	UBS Bank USA 1.000% 03/11/2022	211	205	211	211	205	211	205	211	211	689		
912828T34	UST 1.125% 09/30/2021				14,453								
912828ZT0	UST 0.250% 05/31/2025						2,188						

PROJECTED INCOME SCHEDULE

As of May 31, 2021



CUSIP	SECURITY DESCRIPTION	Jun 2021	Jul 2021	Aug 2021	Sep 2021	Oct 2021	Nov 2021	Dec 2021	Jan 2022	Feb 2022	Mar 2022	Apr 2022	May 2022
91282CBH3	UST 0.375% 01/31/2026		2,344						2,344				
91282CBT7	UST 0.750% 03/31/2026				4,688						4,688		
949495AQ8	Wells Fargo National Bank West 1.900% 01/17/2023	402	389	402	402	389	402	389	402	402	363	402	389
949763M78	Wells Fargo Bank, National Association 1.950% 10/18/2024	373	361	373	373	361	373	361	373	373	337	373	361
TOTAL		30,899	13,207	15,967	64,512	23,339	48,987	35,467	15,778	15,941	47,468	21,701	27,999

Cleveland Public Library Operating Account
POSITION STATEMENT
As of May 31, 2021



CUSIP	Security Description	Trade Date/ Settlement Date	Par Value	Principal Cost/ Purchased Interest	Total Cost	Yield at Cost	Maturity/ Duration	Market Price/ Market Value	Unrealized Gain/ (Loss)	% of Assets	Moody's/ S&P Rating
Cash and Cash Equivalents											
31846V567	First American Funds, Inc.	5/28/2021 5/28/2021	\$864,756.02	\$864,756.02	\$864,756.02	0.02%	0.003 0.003	\$1.00 \$864,756.02	\$0.00	1.57%	AAAm
STAROHIO	STAR Ohio XX688	5/28/2021 5/28/2021	\$9,242,981.31	\$9,242,981.31	\$9,242,981.31	0.08%	0.003 0.003	\$1.00 \$9,242,981.31	\$0.00	16.83%	AAAm
SubTotal			\$10,107,737.33	\$10,107,737.33	\$10,107,737.33	0.07%		\$10,107,737.33	\$0.00	18.41%	
Agency Bond											
3133EHWM1	FFCB 1.700% 09/01/2021	6/20/2018 6/21/2018	\$100,000.00	\$96,692.00	\$96,692.00	2.79%	0.263 0.266	\$100.44 \$100,435.00	\$3,743.00	0.18%	Aaa AA+
3130A9VM0	FHLB 2.000% 11/22/2021	4/5/2018 4/6/2018	\$425,000.00	\$411,102.50	\$411,102.50	2.71%	0.488 0.490	\$100.94 \$429,007.75	\$17,905.25	0.78%	Aaa AA+
3134G45T1	FMCC 2.000% 12/10/2021	3/17/2017 3/20/2017	\$500,000.00	\$497,870.00	\$497,870.00	2.09%	0.537 0.534	\$101.06 \$505,280.00	\$7,410.00	0.92%	Aaa AA+
3133ELTZ7	FFCB 0.625% 03/18/2022	3/13/2020 3/18/2020	\$1,000,000.00	\$997,920.00	\$997,920.00	0.73%	0.805 0.806	\$100.45 \$1,004,530.00	\$6,610.00	1.83%	Aaa AA+
313380GJ0	FHLB 2.000% 09/09/2022	5/22/2019 5/24/2019	\$800,000.00	\$794,032.00	\$794,032.00	2.24%	1.285 1.271	\$102.44 \$819,488.00	\$25,456.00	1.49%	Aaa AA+
3137EAES4	FMCC 0.250% 06/26/2023	8/26/2020 8/28/2020	\$500,000.00	\$499,565.00	\$499,565.00	0.28%	2.079 2.071	\$100.18 \$500,895.00	\$1,330.00	0.91%	Aaa AA+
3134GWAK2	FMCC 0.410% 07/20/2023	7/20/2020 7/21/2020	\$750,000.00	\$750,000.00	\$750,000.00	0.41%	2.145 0.546	\$100.04 \$750,322.50	\$322.50	1.37%	Aaa AA+
3137EAEV7	FMCC 0.250% 08/24/2023	8/19/2020 8/21/2020	\$500,000.00	\$499,490.00	\$499,490.00	0.28%	2.241 2.232	\$100.07 \$500,355.00	\$865.00	0.91%	Aaa AA+
3134GWH33	FMCC 0.320% 09/01/2023	9/2/2020 9/3/2020	\$850,000.00	\$849,787.50	\$849,787.50	0.33%	2.263 0.707	\$100.03 \$850,238.00	\$450.50	1.55%	Aaa AA+
3134GXAY0	FMCC 0.300% 11/13/2023	11/12/2020 11/13/2020	\$500,000.00	\$499,625.00	\$499,625.00	0.33%	2.463 1.737	\$100.01 \$500,055.00	\$430.00	0.91%	Aaa AA+
3133EMNG3	FFCB 0.230% 01/19/2024	2/18/2021 2/19/2021	\$575,000.00	\$575,316.25 \$110.21	\$575,426.46	0.21%	2.647 2.632	\$99.80 \$573,873.00	(\$1,443.25)	1.05%	Aaa AA+
3134GWH90	FMCC 0.400% 03/08/2024	9/10/2020 9/11/2020	\$500,000.00	\$499,900.00	\$499,900.00	0.41%	2.781 1.091	\$100.00 \$500,005.00	\$105.00	0.91%	Aaa AA+
3130AB3H7	FHLB 2.375% 03/08/2024	4/25/2019 4/29/2019	\$500,000.00	\$499,765.00	\$499,765.00	2.38%	2.781 2.693	\$105.96 \$529,815.00	\$30,050.00	0.96%	Aaa AA+

POSITION STATEMENT

As of May 31, 2021



CUSIP	Security Description	Trade Date/ Settlement Date	Par Value	Principal Cost/ Purchased Interest	Total Cost	Yield at Cost	Maturity/ Duration	Market Price/ Market Value	Unrealized Gain/ (Loss)	% of Assets	Moody's/ S&P Rating
3134GWXC5	FMCC 0.350% 03/29/2024	10/21/2020 10/23/2020	\$1,000,000.00	\$999,500.00	\$999,500.00	0.36%	2.838 1.292	\$100.00 \$999,950.00	\$450.00	1.82%	Aaa AA+
3133EMWV0	FFCB 0.350% 04/22/2024	4/26/2021 4/27/2021	\$1,500,000.00	\$1,500,000.00 \$72.92	\$1,500,072.92	0.35%	2.904 2.884	\$100.00 \$1,499,940.00	(\$60.00)	2.73%	Aaa AA+
3130AK6G6	FHLB 0.390% 09/23/2024	9/29/2020 9/30/2020	\$810,000.00	\$809,068.50	\$809,068.50	0.42%	3.326 1.299	\$99.98 \$809,870.40	\$801.90	1.47%	Aaa AA+
3134GWUS3	FMCC 0.400% 09/24/2024	9/17/2020 9/24/2020	\$1,000,000.00	\$999,950.00	\$999,950.00	0.40%	3.329 1.560	\$99.81 \$998,110.00	(\$1,840.00)	1.82%	Aaa AA+
3133EMBD3	FFCB 0.360% 09/24/2024	9/24/2020 9/29/2020	\$1,000,000.00	\$998,750.00	\$998,750.00	0.39%	3.329 1.450	\$99.61 \$996,100.00	(\$2,650.00)	1.81%	Aaa AA+
3133EK6J0	FFCB 1.625% 11/08/2024	11/1/2019 11/8/2019	\$500,000.00	\$499,615.00	\$499,615.00	1.64%	3.452 3.359	\$104.19 \$520,925.00	\$21,310.00	0.95%	Aaa AA+
3134GV7E2	FMCC 0.500% 01/27/2025	7/8/2020 7/27/2020	\$500,000.00	\$498,600.00	\$498,600.00	0.56%	3.671 1.555	\$99.83 \$499,170.00	\$570.00	0.91%	Aaa AA+
3130ALZ23	FHLB 0.800% 04/28/2025	4/7/2021 4/28/2021	\$275,000.00	\$275,000.00	\$275,000.00	0.80%	3.921 1.598	\$99.99 \$274,964.25	(\$35.75)	0.50%	Aaa AA+
3133EMXS6	FFCB 0.720% 04/28/2025	4/26/2021 4/28/2021	\$1,750,000.00	\$1,748,632.81	\$1,748,632.81	0.74%	3.921 1.461	\$100.01 \$1,750,122.50	\$1,489.69	3.19%	Aaa AA+
3133EMZW5	FFCB 0.730% 05/19/2025	5/25/2021 5/28/2021	\$315,000.00	\$315,000.00 \$57.49	\$315,057.49	0.73%	3.978 1.489	\$99.90 \$314,694.45	(\$305.55)	0.57%	Aaa AA+
3130AMKH4	FHLB 0.750% 05/27/2025	5/13/2021 5/27/2021	\$1,000,000.00	\$1,000,000.00	\$1,000,000.00	0.75%	4.000 1.666	\$99.88 \$998,780.00	(\$1,220.00)	1.82%	Aaa AA+
3133ELH80	FFCB 0.680% 06/10/2025	6/24/2020 6/26/2020	\$750,000.00	\$750,000.00	\$750,000.00	0.68%	4.038 2.422	\$99.78 \$748,312.50	(\$1,687.50)	1.36%	Aaa AA+
3136G4J95	FNMA 0.550% 08/25/2025	8/19/2020 8/25/2020	\$500,000.00	\$499,375.00	\$499,375.00	0.58%	4.247 2.242	\$99.44 \$497,175.00	(\$2,200.00)	0.91%	Aaa AA+
3134GWZG4	FMCC 0.600% 10/20/2025	10/6/2020 10/20/2020	\$650,000.00	\$650,000.00	\$650,000.00	0.60%	4.400 1.931	\$99.60 \$647,426.00	(\$2,574.00)	1.18%	Aaa AA+
3136G45C3	FNMA 0.540% 10/27/2025	10/21/2020 10/27/2020	\$500,000.00	\$499,500.00	\$499,500.00	0.56%	4.419 3.314	\$99.04 \$495,220.00	(\$4,280.00)	0.90%	Aaa AA+
3134GW4B9	FMCC 0.500% 10/29/2025	10/9/2020 10/29/2020	\$500,000.00	\$499,000.00	\$499,000.00	0.54%	4.425 3.158	\$98.44 \$492,190.00	(\$6,810.00)	0.90%	Aaa AA+
3135GA2Z3	FNMA 0.560% 11/17/2025	11/12/2020 11/17/2020	\$525,000.00	\$523,818.75	\$523,818.75	0.61%	4.477 3.360	\$99.03 \$519,918.00	(\$3,900.75)	0.95%	Aaa AA+
3134GXFV1	FMCC 0.625% 12/17/2025	12/3/2020 12/17/2020	\$500,000.00	\$499,750.00	\$499,750.00	0.64%	4.559 2.144	\$99.50 \$497,520.00	(\$2,230.00)	0.91%	Aaa AA+

POSITION STATEMENT

As of May 31, 2021



CUSIP	Security Description	Trade Date/ Settlement Date	Par Value	Principal Cost/ Purchased Interest	Total Cost	Yield at Cost	Maturity/ Duration	Market Price/ Market Value	Unrealized Gain/ (Loss)	% of Assets	Moody's/ S&P Rating
3133EMQX3	FFCB 0.590% 02/17/2026	2/18/2021 2/25/2021	\$500,000.00	\$498,045.00 \$65.56	\$498,110.56	0.67%	4.729 2.719	\$99.07 \$495,360.00	(\$2,685.00)	0.90%	Aaa AA+
3130AKVV5	FHLB 0.500% 02/18/2026	1/28/2021 2/18/2021	\$1,000,000.00	\$1,000,000.00	\$1,000,000.00	0.50%	4.732 3.263	\$98.61 \$986,110.00	(\$13,890.00)	1.80%	Aaa AA+
31422XBN1	AGM 0.690% 02/25/2026	2/18/2021 2/25/2021	\$500,000.00	\$499,850.00	\$499,850.00	0.70%	4.751 3.095	\$98.93 \$494,665.00	(\$5,185.00)	0.90%	
3130ALKA1	FHLB 1.000% 03/17/2026	3/1/2021 3/17/2021	\$500,000.00	\$500,000.00	\$500,000.00	1.00%	4.805 1.914	\$99.72 \$498,605.00	(\$1,395.00)	0.91%	Aaa AA+
3130ALSX3	FHLB 1.020% 03/30/2026	3/22/2021 3/30/2021	\$500,000.00	\$500,000.00	\$500,000.00	1.02%	4.841 1.906	\$100.01 \$500,040.00	\$40.00	0.91%	Aaa AA+
SubTotal			\$24,075,000.00	\$24,034,520.31 \$306.18	\$24,034,826.49	0.74%		\$24,099,467.35	\$64,947.04	43.89%	
Commercial Paper											
06366GT41	Bank of Montreal 06/04/2021	12/4/2020 12/7/2020	\$1,000,000.00	\$998,856.39	\$998,856.39	0.23%	0.019 0.022	\$100.00 \$999,990.00	\$1,133.61	1.82%	P-1 A-1
89233GUP9	Toyota Motor Credit Corporation 07/23/2021	10/26/2020 10/27/2020	\$500,000.00	\$499,065.97	\$499,065.97	0.25%	0.153 0.156	\$99.99 \$499,945.00	\$879.03	0.91%	P-1 A-1+
2254EAVA8	Credit Suisse Securities (USA) LLC 08/10/2021	11/13/2020 11/17/2020	\$500,000.00	\$499,002.50	\$499,002.50	0.27%	0.203 0.205	\$99.98 \$499,920.00	\$917.50	0.91%	P-1 A-1
62479LWD3	MUFG Bank, Ltd. 09/13/2021	12/16/2020 12/17/2020	\$350,000.00	\$349,396.25	\$349,396.25	0.23%	0.296 0.298	\$99.97 \$349,905.50	\$509.25	0.64%	P-1 A-1
2254EAX16	Credit Suisse Holdings (USA), Inc. 10/01/2021	1/4/2021 1/5/2021	\$500,000.00	\$499,103.33	\$499,103.33	0.24%	0.345 0.348	\$99.97 \$499,825.00	\$721.67	0.91%	P-1 A-1
46640PXV0	J.P. Morgan Securities LLC 10/29/2021	2/1/2021 2/2/2021	\$500,000.00	\$499,364.86	\$499,364.86	0.17%	0.422 0.424	\$99.95 \$499,745.00	\$380.14	0.91%	P-1 A-1
22533UAR4	Credit Agricole Corporate and Investment Bank 01/25/2022	4/30/2021 4/30/2021	\$2,500,000.00	\$2,496,625.00	\$2,496,625.00	0.18%	0.663 0.665	\$99.90 \$2,497,475.00	\$850.00	4.55%	P-1 A-1
62479MB44	MUFG Bank, Ltd. 02/04/2022	5/10/2021 5/10/2021	\$1,000,000.00	\$999,025.00	\$999,025.00	0.13%	0.690 0.692	\$99.90 \$998,950.00	(\$75.00)	1.82%	P-1 A-1
SubTotal			\$6,850,000.00	\$6,840,439.30	\$6,840,439.30	0.20%		\$6,845,755.50	\$5,316.20	12.47%	

POSITION STATEMENT

As of May 31, 2021



CUSIP	Security Description	Trade Date/ Settlement Date	Par Value	Principal Cost/ Purchased Interest	Total Cost	Yield at Cost	Maturity/ Duration	Market Price/ Market Value	Unrealized Gain/ (Loss)	% of Assets	Moody's/ S&P Rating
Municipal Bond											
6775228B3	Ohio, State of 0.350% 05/01/2023	3/8/2021 3/17/2021	\$325,000.00	\$325,000.00	\$325,000.00	0.35%	1.926 1.918	\$100.25 \$325,796.25	\$796.25	0.59%	Aa1 AA+
SubTotal			\$325,000.00	\$325,000.00	\$325,000.00	0.35%		\$325,796.25	\$796.25	0.59%	
Negotiable Certificate of Deposit											
33847E2Q9	Flagstar Bank, FSB 2.400% 12/28/2021	6/19/2019 6/28/2019	\$246,000.00	\$245,877.00	\$245,877.00	2.42%	0.586 0.583	\$101.39 \$249,409.56	\$3,532.56	0.45%	
90348JSW1	UBS Bank USA 1.000% 03/11/2022	3/3/2020 3/11/2020	\$249,000.00	\$248,502.00	\$248,502.00	1.10%	0.786 0.785	\$100.75 \$250,872.48	\$2,370.48	0.46%	
15201QCD7	Centerstate Bank Corporation 1.000% 03/21/2022	3/9/2020 3/20/2020	\$248,000.00	\$248,000.00	\$248,000.00	1.00%	0.814 0.813	\$100.78 \$249,934.40	\$1,934.40	0.46%	
12556LBU9	CIT Bank, National Association 1.050% 03/28/2022	3/9/2020 3/26/2020	\$248,000.00	\$248,000.00	\$248,000.00	1.05%	0.833 0.832	\$100.84 \$250,075.76	\$2,075.76	0.46%	
72345SKS9	Pinnacle Bank 0.900% 05/09/2022	4/24/2020 5/7/2020	\$248,000.00	\$247,752.00	\$247,752.00	0.95%	0.948 0.947	\$100.79 \$249,951.76	\$2,199.76	0.46%	
02007GKC6	Ally Bank 2.500% 06/06/2022	6/3/2019 6/6/2019	\$246,000.00	\$245,262.00	\$245,262.00	2.61%	1.025 1.008	\$102.47 \$252,086.04	\$6,824.04	0.46%	
61690UGU8	Morgan Stanley Bank, National Association 2.550% 06/06/2022	6/3/2019 6/6/2019	\$246,000.00	\$245,139.00	\$245,139.00	2.67%	1.025 1.008	\$102.53 \$252,211.50	\$7,072.50	0.46%	
59013KAS5	Merrick Bank Corporation 2.350% 06/20/2022	6/11/2019 6/20/2019	\$210,000.00	\$209,559.00	\$209,559.00	2.42%	1.063 1.052	\$102.41 \$215,050.50	\$5,491.50	0.39%	
20726ACE6	Congressional Bank 0.200% 09/19/2022	9/11/2020 9/18/2020	\$249,000.00	\$248,875.50	\$248,875.50	0.22%	1.312 1.311	\$100.12 \$249,298.80	\$423.30	0.45%	
05580ATH7	BMW Bank of North America 1.800% 11/29/2022	12/17/2019 12/19/2019	\$247,000.00	\$246,644.32	\$246,644.32	1.85%	1.507 1.481	\$102.53 \$253,236.75	\$6,592.43	0.46%	
949495AQ8	Wells Fargo National Bank West 1.900% 01/17/2023	1/8/2020 1/17/2020	\$249,000.00	\$248,564.25	\$248,564.25	1.96%	1.641 1.617	\$102.91 \$256,233.45	\$7,669.20	0.47%	

POSITION STATEMENT

As of May 31, 2021



CUSIP	Security Description	Trade Date/ Settlement Date	Par Value	Principal Cost/ Purchased Interest	Total Cost	Yield at Cost	Maturity/ Duration	Market Price/ Market Value	Unrealized Gain/ (Loss)	% of Assets	Moody's/ S&P Rating
88224PLY3	Texas Capital Bank, National Association 0.300% 02/07/2023	8/7/2020 8/11/2020	\$249,000.00	\$248,626.50	\$248,626.50	0.36%	1.699 1.694	\$100.29 \$249,709.65	\$1,083.15	0.45%	
81768PAF3	ServisFirst Bank 1.600% 02/21/2023	2/12/2020 2/21/2020	\$249,000.00	\$248,502.00	\$248,502.00	1.67%	1.737 1.714	\$102.54 \$255,327.09	\$6,825.09	0.46%	
02589AB50	American Express National Bank 1.450% 03/31/2023	3/24/2020 3/31/2020	\$248,000.00	\$247,132.00	\$247,132.00	1.57%	1.841 1.819	\$102.42 \$253,996.64	\$6,864.64	0.46%	
70212VAA6	Partners Bank 0.350% 06/30/2023	6/24/2020 6/30/2020	\$245,000.00	\$244,448.75	\$244,448.75	0.43%	2.090 2.081	\$100.40 \$245,980.00	\$1,531.25	0.45%	
75472RAD3	Raymond James Bank, National Association 1.950% 08/23/2023	8/14/2019 8/26/2019	\$247,000.00	\$246,506.00	\$246,506.00	2.00%	2.238 2.190	\$103.98 \$256,833.07	\$10,327.07	0.47%	
29278TLF5	EnerBank USA 1.800% 09/13/2023	9/5/2019 9/16/2019	\$249,000.00	\$248,751.00	\$248,751.00	1.83%	2.296 2.248	\$103.72 \$258,260.31	\$9,509.31	0.47%	
06251A2E9	Bank Hapoalim B.M. 0.300% 09/14/2023	9/4/2020 9/14/2020	\$249,000.00	\$248,502.00	\$248,502.00	0.37%	2.299 2.289	\$100.28 \$249,699.69	\$1,197.69	0.45%	
538036HC1	Live Oak Banking Company 1.800% 12/11/2023	12/6/2019 12/11/2019	\$100,000.00	\$99,700.00	\$99,700.00	1.88%	2.540 2.479	\$104.06 \$104,056.00	\$4,356.00	0.19%	
87270LDK6	TIAA, FSB 0.200% 02/12/2024	2/18/2021 2/22/2021	\$249,000.00	\$248,253.00 \$13.64	\$248,266.64	0.30%	2.712 2.700	\$99.96 \$248,892.93	\$639.93	0.45%	
05465DAK4	Axos Bank 1.650% 03/26/2024	2/27/2020 3/26/2020	\$249,000.00	\$248,564.25	\$248,564.25	1.70%	2.830 2.763	\$104.02 \$259,009.80	\$10,445.55	0.47%	
654062JR0	Nicolet National Bank 1.150% 03/28/2024	3/25/2020 3/31/2020	\$249,000.00	\$245,265.00	\$245,265.00	1.54%	2.836 2.784	\$102.61 \$255,498.90	\$10,233.90	0.47%	
7954502H7	Sallie Mae Bank 2.800% 04/17/2024	4/9/2019 4/17/2019	\$110,000.00	\$109,505.00	\$109,505.00	2.90%	2.890 2.788	\$107.41 \$118,152.10	\$8,647.10	0.22%	
32056GDH0	First Internet Bancorp 0.850% 05/13/2024	5/6/2020 5/11/2020	\$249,000.00	\$248,751.00	\$248,751.00	0.88%	2.962 2.919	\$101.81 \$253,496.94	\$4,745.94	0.46%	
88241THF0	Texas Exchange Bank, SSB 0.850% 05/20/2024	5/13/2020 5/20/2020	\$249,000.00	\$248,253.00	\$248,253.00	0.93%	2.981 0.609	\$100.05 \$249,129.48	\$876.48	0.45%	

POSITION STATEMENT

As of May 31, 2021



CUSIP	Security Description	Trade Date/ Settlement Date	Par Value	Principal Cost/ Purchased Interest	Total Cost	Yield at Cost	Maturity/ Duration	Market Price/ Market Value	Unrealized Gain/ (Loss)	% of Assets	Moody's/ S&P Rating
88413QCN6	Third Federal Savings and Loan Association of Cleveland 0.750% 05/21/2024	5/6/2020 5/22/2020	\$249,000.00	\$248,751.00	\$248,751.00	0.78%	2.984 2.950	\$101.52 \$252,782.31	\$4,031.31	0.46%	
14042TAP2	Capital One Bank (Usa), National Association 2.650% 05/22/2024	5/15/2019 5/30/2019	\$246,000.00	\$244,524.00	\$244,524.00	2.78%	2.986 2.888	\$107.19 \$263,689.86	\$19,165.86	0.48%	
14042RLP4	Capital One, National Association 2.650% 05/22/2024	5/15/2019 5/30/2019	\$246,000.00	\$244,524.00	\$244,524.00	2.78%	2.986 2.888	\$107.19 \$263,689.86	\$19,165.86	0.48%	
38149MAZ6	Goldman Sachs Bank USA Holdings LLC 2.700% 06/05/2024	6/3/2019 6/5/2019	\$246,000.00	\$245,200.50	\$245,200.50	2.77%	3.025 2.888	\$107.40 \$264,196.62	\$18,996.12	0.48%	
61760AE88	Morgan Stanley Private Bank, National Association 2.700% 06/06/2024	6/3/2019 6/6/2019	\$246,000.00	\$245,139.00	\$245,139.00	2.78%	3.027 2.891	\$107.40 \$264,211.38	\$19,072.38	0.48%	
20033AZ58	Comenity Capital Bank 2.500% 06/27/2024	6/25/2019 6/27/2019	\$249,000.00	\$249,000.00	\$249,000.00	2.50%	3.085 2.970	\$106.92 \$266,223.33	\$17,223.33	0.48%	
15118RRH2	Celtic Bank Corporation 1.850% 08/30/2024	8/16/2019 8/30/2019	\$249,000.00	\$248,285.37	\$248,285.37	1.91%	3.260 3.157	\$105.14 \$261,803.58	\$13,518.21	0.48%	
949763M78	Wells Fargo Bank, National Association 1.950% 10/18/2024	10/25/2019 10/29/2019	\$225,000.00	\$224,437.50	\$224,437.50	2.00%	3.395 3.279	\$105.31 \$236,936.25	\$12,498.75	0.43%	
856285SN2	State Bank of India 1.900% 01/22/2025	1/8/2020 1/22/2020	\$247,000.00	\$244,777.00	\$244,777.00	2.09%	3.658 3.522	\$105.80 \$261,328.47	\$16,551.47	0.48%	
87165E2M8	Synchrony Bank 1.250% 04/24/2025	4/20/2020 4/24/2020	\$248,000.00	\$246,326.00	\$246,326.00	1.39%	3.910 3.813	\$103.59 \$256,905.68	\$10,579.68	0.47%	
44329ME33	HSBC Bank USA, National Association 1.300% 05/07/2025	4/24/2020 5/7/2020	\$248,000.00	\$247,132.00	\$247,132.00	1.37%	3.945 1.116	\$100.55 \$249,371.44	\$2,239.44	0.45%	
SubTotal			\$8,576,000.00	\$8,551,030.94 \$13.64	\$8,551,044.58	1.65%		\$8,827,542.38	\$276,511.44	16.08%	

POSITION STATEMENT

As of May 31, 2021



CUSIP	Security Description	Trade Date/ Settlement Date	Par Value	Principal Cost/ Purchased Interest	Total Cost	Yield at Cost	Maturity/ Duration	Market Price/ Market Value	Unrealized Gain/ (Loss)	% of Assets	Moody's/ S&P Rating
U.S. Treasury Note											
912828T34	UST 1.125% 09/30/2021	8/2/2017 8/3/2017	\$500,000.00	\$488,359.38	\$488,359.38	1.71%	0.342 0.345	\$100.37 \$501,860.00	\$13,500.62	0.91%	Aaa AA+
912828ZT0	UST 0.250% 05/31/2025	4/26/2021 4/27/2021	\$1,750,000.00	\$1,723,544.92 \$1,778.85	\$1,725,323.77	0.62%	4.011 3.971	\$98.72 \$1,727,582.50	\$4,037.58	3.15%	Aaa AA+
91282CBH3	UST 0.375% 01/31/2026	4/26/2021 4/27/2021	\$1,250,000.00	\$1,225,048.83 \$1,113.60	\$1,226,162.43	0.80%	4.682 4.613	\$98.30 \$1,228,762.50	\$3,713.67	2.24%	Aaa AA+
91282CBT7	UST 0.750% 03/31/2026	4/26/2021 4/27/2021	\$1,250,000.00	\$1,245,654.30 \$691.60	\$1,246,345.90	0.82%	4.844 4.731	\$99.87 \$1,248,337.50	\$2,683.20	2.27%	Aaa AA+
SubTotal			\$4,750,000.00	\$4,682,607.43 \$3,584.05	\$4,686,191.48	0.84%		\$4,706,542.50	\$23,935.07	8.57%	
Grand Total			\$54,683,737.33	\$54,541,335.31 \$3,903.87	\$54,545,239.18	0.70%		\$54,912,841.31	\$371,506.00	100.00%	

TRANSACTION STATEMENT

As of May 31, 2021



Transaction Type	Trade Date	Settlement Date	CUSIP	Security Description	Par Value	Principal Amount	Purchased Interest	Total Cost	Yield at Cost
Pending Purchase									
Pending Purchase	5/26/2021	6/10/2021	3130AMNX6	FHLB 1.020% 06/10/2026	685,000.00	685,000.00		685,000.00	1.02%
Total					685,000.00	685,000.00		685,000.00	

Purchase									
Purchase	5/10/2021	5/10/2021	62479MB44	MUFG Bank, Ltd. 02/04/2022	1,000,000.00	999,025.00		999,025.00	0.13%
Purchase	5/13/2021	5/27/2021	3130AMKH4	FHLB 0.750% 05/27/2025	1,000,000.00	1,000,000.00		1,000,000.00	0.75%
Purchase	5/25/2021	5/28/2021	3133EMZW5	FFCB 0.730% 05/19/2025	315,000.00	315,000.00	57.49	315,057.49	0.73%
Total					2,315,000.00	2,314,025.00	57.49	2,314,082.49	

Transaction Type	Trade Date	Settlement Date	CUSIP	Security Description	Par Value	Principal Cost	Total Proceeds	Realized Gain/Loss
Maturity								
Maturity	5/6/2021	5/6/2021	3135G0K69	FNMA 1.250% 05/06/2021	1,000,000.00	977,420.00	1,000,000.00	22,580.00
Maturity	5/24/2021	5/24/2021	3133EHKK8	FFCB 1.670% 05/24/2021	1,425,000.00	1,422,643.05	1,425,000.00	2,356.95
Maturity	5/24/2021	5/24/2021	62479LSQ9	MUFG Bank, Ltd. 05/24/2021	500,000.00	499,103.33	500,000.00	896.67
Maturity	5/28/2021	5/28/2021	3134GB2S0	FMCC 1.950% 05/28/2021	125,000.00	123,906.25	125,000.00	1,093.75
Total					3,050,000.00	3,023,072.63	3,050,000.00	26,927.37

Transaction Type	Payment Date	Settlement Date	CUSIP	Security Description	Interest Received
Interest/Dividends					
Interest/Dividends	5/3/2021	5/3/2021	538036HC1	Live Oak Banking Company 1.800% 12/11/2023	147.95

TRANSACTION STATEMENT

As of May 31, 2021



Transaction Type	Payment Date	Settlement Date	CUSIP	Security Description	Interest Received
Interest/Dividends	5/3/2021	5/3/2021	31846V567	First American Funds, Inc.	41.33
Interest/Dividends	5/6/2021	5/6/2021	3135G0K69	FNMA 1.250% 05/06/2021	6,250.00
Interest/Dividends	5/7/2021	5/7/2021	72345SKS9	Pinnacle Bank 0.900% 05/09/2022	1,106.83
Interest/Dividends	5/7/2021	5/7/2021	44329ME33	HSBC Bank USA, National Association 1.300% 05/07/2025	1,598.75
Interest/Dividends	5/10/2021	5/10/2021	3133EK6J0	FFCB 1.625% 11/08/2024	4,062.50
Interest/Dividends	5/11/2021	5/11/2021	90348JSW1	UBS Bank USA 1.000% 03/11/2022	204.66
Interest/Dividends	5/11/2021	5/11/2021	32056GDH0	First Internet Bancorp 0.850% 05/13/2024	173.96
Interest/Dividends	5/13/2021	5/13/2021	29278TLF5	EnerBank USA 1.800% 09/13/2023	368.38
Interest/Dividends	5/13/2021	5/13/2021	3134GXAY0	FMCC 0.300% 11/13/2023	750.00
Interest/Dividends	5/17/2021	5/17/2021	949495AQ8	Wells Fargo National Bank West 1.900% 01/17/2023	388.85
Interest/Dividends	5/17/2021	5/17/2021	3135GA2Z3	FNMA 0.560% 11/17/2025	1,470.00
Interest/Dividends	5/18/2021	5/18/2021	949763M78	Wells Fargo Bank, National Association 1.950% 10/18/2024	360.62
Interest/Dividends	5/18/2021	5/18/2021	20726ACE6	Congressional Bank 0.200% 09/19/2022	40.93
Interest/Dividends	5/20/2021	5/20/2021	59013KAS5	Merrick Bank Corporation 2.350% 06/20/2022	405.62
Interest/Dividends	5/20/2021	5/20/2021	88241THF0	Texas Exchange Bank, SSB 0.850% 05/20/2024	173.96
Interest/Dividends	5/21/2021	5/21/2021	81768PAF3	ServisFirst Bank 1.600% 02/21/2023	327.45
Interest/Dividends	5/21/2021	5/21/2021	88413QCN6	Third Federal Savings and Loan Association of Cleveland 0.750% 05/21/2024	926.08
Interest/Dividends	5/24/2021	5/24/2021	3133EHKK8	FFCB 1.670% 05/24/2021	11,898.75
Interest/Dividends	5/24/2021	5/24/2021	14042RLP4	Capital One, National Association 2.650% 05/22/2024	3,232.71

TRANSACTION STATEMENT

As of May 31, 2021



Transaction Type	Payment Date	Settlement Date	CUSIP	Security Description	Interest Received
Interest/Dividends	5/24/2021	5/24/2021	14042TAP2	Capital One Bank (Usa), National Association 2.650% 05/22/2024	3,232.71
Interest/Dividends	5/24/2021	5/24/2021	3130A9VM0	FHLB 2.000% 11/22/2021	4,250.00
Interest/Dividends	5/26/2021	5/26/2021	05465DAK4	Axos Bank 1.650% 03/26/2024	337.68
Interest/Dividends	5/27/2021	5/27/2021	20033AZ58	Comenity Capital Bank 2.500% 06/27/2024	511.64
Interest/Dividends	5/28/2021	5/28/2021	3134GB2S0	FMCC 1.950% 05/28/2021	1,218.75
Total					43,480.11

Transaction Type	Trade Date	Settlement Date	Transaction Description	Amount
Custodian Fee				
Custodian Fee	5/25/2021	5/25/2021	Cash Out	(379.98)
Total				(379.98)

STATEMENT DISCLOSURE

As of May 31, 2021



Meeder provides monthly statements for its investment management clients to provide information about the investment portfolio. The information should not be used for audit or confirmation purposes. Please review your custodial statements and report any inaccuracies or discrepancies.

Certain information and data has been supplied by unaffiliated third parties. Although Meeder believes the information is reliable, it cannot warrant the accuracy of information offered by third parties. Market value may reflect prices received from pricing vendors when current market quotations are not available. Prices may not reflect firm bids or offers and may differ from the value at which the security can be sold.

Statements may include positions from unmanaged accounts provided for reporting purposes. Unmanaged accounts are managed directly by the client and are not included in the accounts managed by the investment adviser. This information is provided as a client convenience and the investment adviser assumes no responsibility for performance of these accounts or the accuracy of the data reported.

Investing involves risk. Past performance is no guarantee of future results. Debt and fixed income securities are subject to credit and interest rate risk. The investment return and principal value of an investment will fluctuate so that an investors shares, when redeemed, may be worth more or less than their original cost. Current performance may be lower or higher than the performance data quoted.

Meeder Investment Management is the global brand for the Meeder group of affiliated companies. Investment advisory services are provided through Meeder Public Funds, Inc. Please contact us if you would like to receive a copy of our current ADV disclosure brochure or privacy policy.



Cleveland Public Library 2019A Tax-Exempt Bond Proceeds

Monthly Investment Report
May 31, 2021

Your Investment Representative:

Jim McCourt
(614) 923-1151
jmccourt@meederinvestment.com

For questions about your account please contact your investment representative or contact publicfundsoperations@meederinvestment.com
Dublin, Ohio | Lansing, Michigan | Long Beach, California | 866-633-3371 | www.meederpublicfunds.com

PORTFOLIO SUMMARY

As of May 31, 2021



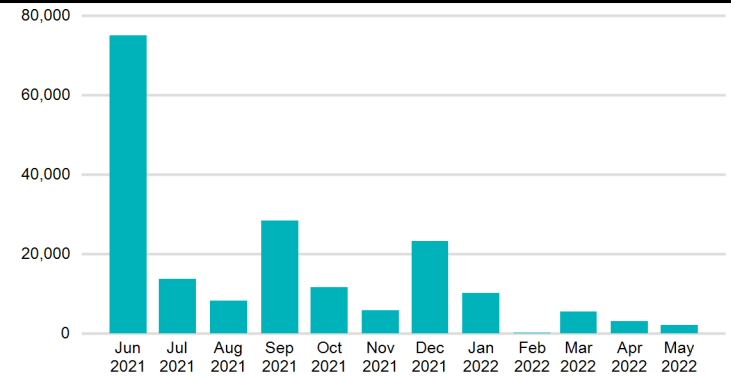
MONTHLY RECONCILIATION

Beginning Book Value	54,111,848.02
Contributions	
Withdrawals	
Prior Month Custodian Fees	(452.18)
Realized Gains/Losses	4,336.68
Gross Interest Earnings	27,311.73
Ending Book Value	54,143,044.25

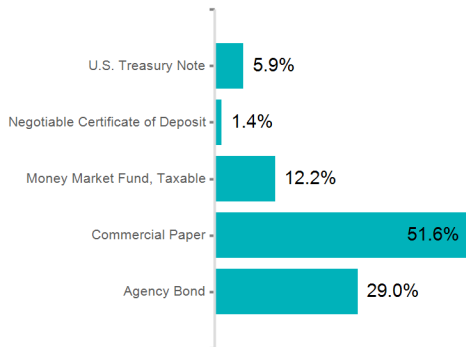
PORTFOLIO CHARACTERISTICS

Portfolio Yield to Maturity	0.44%
Portfolio Effective Duration	0.40 yrs
Weighted Average Maturity	0.47 yrs

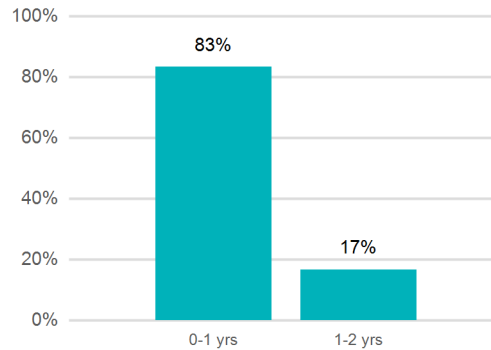
PROJECTED MONTHLY INCOME SCHEDULE



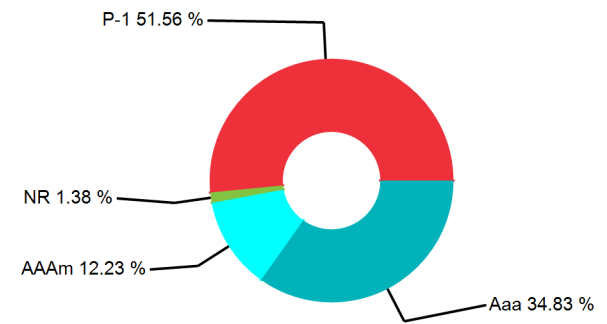
SECTOR ALLOCATION



MATURITY DISTRIBUTION



CREDIT QUALITY



Cleveland Public Library 2019A Tax-Exempt Bond Proceeds

PROJECTED INCOME SCHEDULE

As of May 31, 2021



CUSIP	SECURITY DESCRIPTION	Jun 2021	Jul 2021	Aug 2021	Sep 2021	Oct 2021	Nov 2021	Dec 2021	Jan 2022	Feb 2022	Mar 2022	Apr 2022	May 2022
06366GT41	Bank of Montreal 06/04/2021	2,859											
084601XB4	Legacy Banks 1.250% 04/21/2022					1,554						1,929	
22533UAR4	Credit Agricole Corporate and Investment Bank 01/25/2022								4,050				
2254EAVA8	Credit Suisse Securities (USA) LLC 08/10/2021			4,988									
2254EAVT7	Credit Suisse Securities (USA) LLC 08/27/2021			2,914									
30229ATJ8	Exxon Mobil Corporation 06/18/2021	2,818											
30229AU98	Exxon Mobil Corporation 07/09/2021		3,894										
3130AKJD9	FHLB 0.140% 12/29/2022	1,400						1,400					
3133EA4C9	FFCB 1.680% 10/12/2021					8,600							
3133EKP67	FFCB 1.625% 09/17/2021				22,950								
3133EKZY5	FFCB 1.550% 06/01/2022	11,625						11,625					
3133ELTZ7	FFCB 0.625% 03/18/2022				3,125						4,985		
3133ELW67	FFCB 0.220% 07/21/2022		2,750						2,750				
3133ELZN7	FFCB 0.160% 05/18/2022						2,148						2,175
3133EMCH3	FFCB 0.160% 10/13/2022					1,200						1,200	
3134GVF78	FMCC 0.300% 06/08/2022	2,250						2,250					
33651NAF9	First State Bank of The Southeast, Inc 1.350% 03/31/2022	276	285	285	276	285	276	285	285	258	534		
46640PZG1	J.P. Morgan Securities LLC 12/16/2021							1,016					
62479LWD3	MUFG Bank, Ltd. 09/13/2021				2,156								
62479LZD0	MUFG Bank, Ltd. 12/13/2021							960					
63873JYF1	Natixis 11/15/2021						3,375						

Cleveland Public Library 2019A Tax-Exempt Bond Proceeds

PROJECTED INCOME SCHEDULE

As of May 31, 2021



CUSIP	SECURITY DESCRIPTION	Jun 2021	Jul 2021	Aug 2021	Sep 2021	Oct 2021	Nov 2021	Dec 2021	Jan 2022	Feb 2022	Mar 2022	Apr 2022	May 2022
63873JZD5	Natixis 12/13/2021							3,766					
63873KA72	Natixis 01/07/2022								1,563				
89233GU95	Toyota Motor Credit Corporation 07/09/2021		2,326										
89233GUP9	Toyota Motor Credit Corporation 07/23/2021		3,736										
89233HA79	Toyota Motor Credit Corporation 01/07/2022								1,489				
8923A0ZH9	Toyota Credit de Puerto Rico Corp. 12/17/2021							1,898					
912828S27	UST 1.125% 06/30/2021	53,826											
92937CKB3	Wex Bank 1.250% 07/09/2021		835										
TOTAL		75,055	13,827	8,187	28,508	11,640	5,799	23,200	10,138	258	5,519	3,129	2,175

POSITION STATEMENT

As of May 31, 2021



CUSIP	Security Description	Trade Date/ Settlement Date	Par Value	Principal Cost/ Purchased Interest	Total Cost	Yield at Cost	Maturity/ Duration	Market Price/ Market Value	Unrealized Gain/ (Loss)	% of Assets	Moody's/ S&P Rating
Cash and Cash Equivalents											
31846V567	First American Funds, Inc.	5/28/2021 5/28/2021	\$6,640,772.60	\$6,640,772.60	\$6,640,772.60	0.02%	0.003 0.003	\$1.00 \$6,640,772.60	\$0.00	12.23%	AAAm
SubTotal			\$6,640,772.60	\$6,640,772.60	\$6,640,772.60	0.02%		\$6,640,772.60	\$0.00	12.23%	
Agency Bond											
3133EKP67	FFCB 1.625% 09/17/2021	9/13/2019 9/17/2019	\$2,000,000.00	\$1,993,300.00	\$1,993,300.00	1.80%	0.307 0.309	\$100.48 \$2,009,580.00	\$16,280.00	3.70%	Aaa AA+
3133EA4C9	FFCB 1.680% 10/12/2021	9/10/2019 9/11/2019	\$1,000,000.00	\$999,800.00	\$999,800.00	1.69%	0.375 0.378	\$100.62 \$1,006,220.00	\$6,420.00	1.85%	Aaa AA+
3133ELTZ7	FFCB 0.625% 03/18/2022	3/17/2020 3/18/2020	\$1,000,000.00	\$998,140.00	\$998,140.00	0.72%	0.805 0.806	\$100.45 \$1,004,530.00	\$6,390.00	1.85%	Aaa AA+
3133ELZN7	FFCB 0.160% 05/18/2022	10/8/2020 10/9/2020	\$2,685,000.00	\$2,684,973.15	\$2,684,973.15	0.16%	0.973 0.974	\$100.09 \$2,687,389.65	\$2,416.50	4.95%	Aaa AA+
3133EKZY5	FFCB 1.550% 06/01/2022	9/19/2019 9/20/2019	\$1,500,000.00	\$1,493,130.00	\$1,493,130.00	1.72%	1.011 1.001	\$101.50 \$1,522,425.00	\$29,295.00	2.80%	Aaa AA+
3134GVF78	FMCC 0.300% 06/08/2022	6/10/2020 6/12/2020	\$1,500,000.00	\$1,499,062.50	\$1,499,062.50	0.33%	1.030 1.028	\$100.01 \$1,500,075.00	\$1,012.50	2.76%	Aaa AA+
3133ELW67	FFCB 0.220% 07/21/2022	7/21/2020 7/22/2020	\$2,500,000.00	\$2,498,125.00	\$2,498,125.00	0.26%	1.148 0.405	\$100.01 \$2,500,250.00	\$2,125.00	4.61%	Aaa AA+
3133EMCH3	FFCB 0.160% 10/13/2022	10/6/2020 10/13/2020	\$1,500,000.00	\$1,498,500.00	\$1,498,500.00	0.21%	1.378 0.783	\$100.01 \$1,500,165.00	\$1,665.00	2.76%	Aaa AA+
3130AKJD9	FHLB 0.140% 12/29/2022	12/9/2020 12/29/2020	\$2,000,000.00	\$1,997,600.00	\$1,997,600.00	0.20%	1.589 1.085	\$99.90 \$1,998,060.00	\$460.00	3.68%	Aaa AA+
SubTotal			\$15,685,000.00	\$15,662,630.65	\$15,662,630.65	0.70%		\$15,728,694.65	\$66,064.00	28.97%	
Commercial Paper											
06366GT41	Bank of Montreal 06/04/2021	12/4/2020 12/7/2020	\$2,500,000.00	\$2,497,140.98	\$2,497,140.98	0.23%	0.019 0.022	\$100.00 \$2,499,975.00	\$2,834.02	4.61%	P-1 A-1
30229ATJ8	Exxon Mobil Corporation 06/18/2021	9/23/2020 9/24/2020	\$2,000,000.00	\$1,997,181.66	\$1,997,181.66	0.19%	0.058 0.060	\$100.00 \$1,999,940.00	\$2,758.34	3.68%	P-1 A-1+
30229AU98	Exxon Mobil Corporation 07/09/2021	10/14/2020 10/15/2020	\$2,500,000.00	\$2,496,106.25	\$2,496,106.25	0.21%	0.115 0.118	\$99.99 \$2,499,800.00	\$3,693.75	4.60%	P-1 A-1+

POSITION STATEMENT

As of May 31, 2021



CUSIP	Security Description	Trade Date/ Settlement Date	Par Value	Principal Cost/ Purchased Interest	Total Cost	Yield at Cost	Maturity/ Duration	Market Price/ Market Value	Unrealized Gain/ (Loss)	% of Assets	Moody's/ S&P Rating
89233GU95	Toyota Motor Credit Corporation 07/09/2021	10/13/2020 10/14/2020	\$1,250,000.00	\$1,247,673.61	\$1,247,673.61	0.25%	0.115 0.118	\$99.99 \$1,249,900.00	\$2,226.39	2.30%	P-1 A-1+
89233GUP9	Toyota Motor Credit Corporation 07/23/2021	10/26/2020 10/27/2020	\$2,000,000.00	\$1,996,263.89	\$1,996,263.89	0.25%	0.153 0.156	\$99.99 \$1,999,780.00	\$3,516.11	3.68%	P-1 A-1+
2254EAVA8	Credit Suisse Securities (USA) LLC 08/10/2021	11/13/2020 11/17/2020	\$2,500,000.00	\$2,495,012.50	\$2,495,012.50	0.27%	0.203 0.205	\$99.98 \$2,499,600.00	\$4,587.50	4.60%	P-1 A-1
2254EAVT7	Credit Suisse Securities (USA) LLC 08/27/2021	11/30/2020 12/1/2020	\$1,500,000.00	\$1,497,085.83	\$1,497,085.83	0.26%	0.249 0.252	\$99.98 \$1,499,655.00	\$2,569.17	2.76%	P-1 A-1
62479LWD3	MUFG Bank, Ltd. 09/13/2021	12/16/2020 12/17/2020	\$1,250,000.00	\$1,247,843.75	\$1,247,843.75	0.23%	0.296 0.298	\$99.97 \$1,249,662.50	\$1,818.75	2.30%	P-1 A-1
63873JYF1	Natixis 11/15/2021	2/17/2021 2/18/2021	\$2,500,000.00	\$2,496,625.00	\$2,496,625.00	0.18%	0.468 0.471	\$99.94 \$2,498,575.00	\$1,950.00	4.60%	P-1 A-1
63873JZD5	Natixis 12/13/2021	3/18/2021 3/19/2021	\$2,400,000.00	\$2,396,234.00	\$2,396,234.00	0.21%	0.545 0.547	\$99.93 \$2,398,272.00	\$2,038.00	4.42%	P-1 A-1
62479LZD0	MUFG Bank, Ltd. 12/13/2021	3/18/2021 3/18/2021	\$800,000.00	\$799,040.00	\$799,040.00	0.16%	0.545 0.547	\$99.93 \$799,424.00	\$384.00	1.47%	P-1 A-1
46640PZG1	J.P. Morgan Securities LLC 12/16/2021	3/22/2021 3/23/2021	\$650,000.00	\$648,983.83	\$648,983.83	0.21%	0.553 0.555	\$99.93 \$649,525.50	\$541.67	1.20%	P-1 A-1
8923A0ZH9	Toyota Credit de Puerto Rico Corp. 12/17/2021	3/19/2021 3/22/2021	\$1,150,000.00	\$1,148,102.50	\$1,148,102.50	0.22%	0.556 0.558	\$99.93 \$1,149,160.50	\$1,058.00	2.12%	P-1 A-1+
89233HA79	Toyota Motor Credit Corporation 01/07/2022	4/12/2021 4/14/2021	\$1,000,000.00	\$998,511.11	\$998,511.11	0.20%	0.614 0.616	\$99.91 \$999,070.00	\$558.89	1.84%	P-1 A-1+
63873KA72	Natixis 01/07/2022	4/13/2021 4/14/2021	\$1,000,000.00	\$998,436.67	\$998,436.67	0.21%	0.614 0.616	\$99.91 \$999,070.00	\$633.33	1.84%	P-1 A-1
22533UAR4	Credit Agricole Corporate and Investment Bank 01/25/2022	4/30/2021 4/30/2021	\$3,000,000.00	\$2,995,950.00	\$2,995,950.00	0.18%	0.663 0.665	\$99.90 \$2,996,970.00	\$1,020.00	5.52%	P-1 A-1
SubTotal			\$28,000,000.00	\$27,956,191.58	\$27,956,191.58	0.22%		\$27,988,379.50	\$32,187.92	51.56%	

POSITION STATEMENT

As of May 31, 2021



CUSIP	Security Description	Trade Date/ Settlement Date	Par Value	Principal Cost/ Purchased Interest	Total Cost	Yield at Cost	Maturity/ Duration	Market Price/ Market Value	Unrealized Gain/ (Loss)	% of Assets	Moody's/ S&P Rating
Negotiable Certificate of Deposit											
92937CKB3	Wex Bank 1.250% 07/09/2021	4/2/2020 4/9/2020	\$248,000.00	\$247,938.00	\$247,938.00	1.27%	0.115 0.118	\$100.15 \$248,359.60	\$421.60	0.46%	
33651NAF9	First State Bank of The Southeast, Inc 1.350% 03/31/2022	3/26/2020 3/31/2020	\$249,000.00	\$248,751.00	\$248,751.00	1.40%	0.841 0.838	\$101.09 \$251,711.61	\$2,960.61	0.46%	
084601XB4	Legacy Banks 1.250% 04/21/2022	4/2/2020 4/8/2020	\$248,000.00	\$247,727.20	\$247,727.20	1.31%	0.899 0.897	\$101.07 \$250,653.60	\$2,926.40	0.46%	
SubTotal			\$745,000.00	\$744,416.20	\$744,416.20	1.33%		\$750,724.81	\$6,308.61	1.38%	
U.S. Treasury Note											
912828S27	UST 1.125% 06/30/2021	9/20/2019 9/23/2019	\$3,175,000.00	\$3,139,033.22	\$3,139,033.22	1.78%	0.090 0.093	\$100.10 \$3,178,175.00	\$39,141.78	5.85%	Aaa AA+
SubTotal			\$3,175,000.00	\$3,139,033.22	\$3,139,033.22	1.78%		\$3,178,175.00	\$39,141.78	5.85%	
Grand Total			\$54,245,772.60	\$54,143,044.25	\$54,143,044.25	0.44%		\$54,286,746.56	\$143,702.31	100.00%	

TRANSACTION STATEMENT

As of May 31, 2021



Transaction Type	Trade Date	Settlement Date	CUSIP	Security Description	Par Value	Principal Cost	Total Proceeds	Realized Gain/Loss
Maturity								
Maturity	5/24/2021	5/24/2021	3133EHKK8	FFCB 1.670% 05/24/2021	3,000,000.00	2,999,250.00	3,000,000.00	750.00
Maturity	5/24/2021	5/24/2021	62479LSQ9	MUFG Bank, Ltd. 05/24/2021	2,000,000.00	1,996,413.32	2,000,000.00	3,586.68
Total					5,000,000.00	4,995,663.32	5,000,000.00	4,336.68

Transaction Type	Payment Date	Settlement Date	CUSIP	Security Description	Interest Received
Interest/Dividends					
Interest/Dividends	5/3/2021	5/3/2021	31846V567	First American Funds, Inc.	113.73
Interest/Dividends	5/18/2021	5/18/2021	3133ELZN7	FFCB 0.160% 05/18/2022	2,148.00
Interest/Dividends	5/24/2021	5/24/2021	3133EHKK8	FFCB 1.670% 05/24/2021	25,050.00
Total					27,311.73

Transaction Type	Trade Date	Settlement Date	Transaction Description	Amount
Custodian Fee				
Custodian Fee	5/25/2021	5/25/2021	Cash Out	(452.18)
Total				(452.18)

STATEMENT DISCLOSURE

As of May 31, 2021



Meeder provides monthly statements for its investment management clients to provide information about the investment portfolio. The information should not be used for audit or confirmation purposes. Please review your custodial statements and report any inaccuracies or discrepancies.

Certain information and data has been supplied by unaffiliated third parties. Although Meeder believes the information is reliable, it cannot warrant the accuracy of information offered by third parties. Market value may reflect prices received from pricing vendors when current market quotations are not available. Prices may not reflect firm bids or offers and may differ from the value at which the security can be sold.

Statements may include positions from unmanaged accounts provided for reporting purposes. Unmanaged accounts are managed directly by the client and are not included in the accounts managed by the investment adviser. This information is provided as a client convenience and the investment adviser assumes no responsibility for performance of these accounts or the accuracy of the data reported.

Investing involves risk. Past performance is no guarantee of future results. Debt and fixed income securities are subject to credit and interest rate risk. The investment return and principal value of an investment will fluctuate so that an investors shares, when redeemed, may be worth more or less than their original cost. Current performance may be lower or higher than the performance data quoted.

Meeder Investment Management is the global brand for the Meeder group of affiliated companies. Investment advisory services are provided through Meeder Public Funds, Inc. Please contact us if you would like to receive a copy of our current ADV disclosure brochure or privacy policy.



Cleveland Public Library Operating Account

Monthly Investment Report
May 31, 2021

Your Investment Representative:

Jim McCourt

(614) 923-1151

jmccourt@meederinvestment.com

For questions about your account please contact your investment representative or contact publicfundsoperations@meederinvestment.com

Dublin, Ohio | Lansing, Michigan | Long Beach, California | 866-633-3371 | www.meederpublicfunds.com

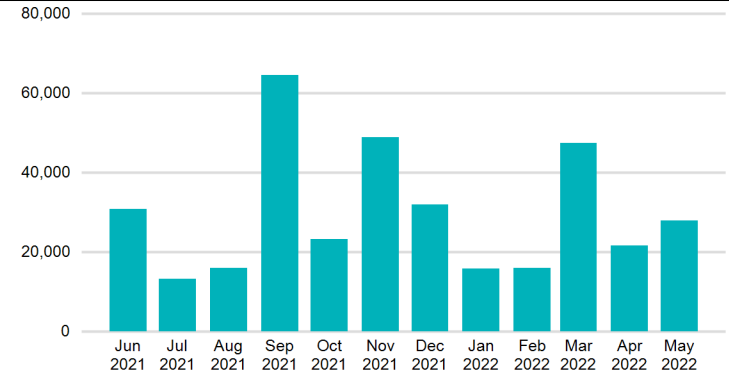
MONTHLY RECONCILIATION

Beginning Book Value	45,228,383.99
Contributions	
Withdrawals	
Prior Month Custodian Fees	(379.98)
Realized Gains/Losses	26,927.37
Purchased Interest	(57.49)
Gross Interest Earnings	43,480.11
Ending Book Value	45,298,354.00

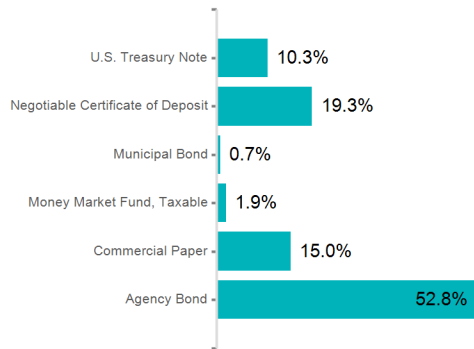
PORTFOLIO CHARACTERISTICS

Portfolio Yield to Maturity	0.83%
Portfolio Effective Duration	1.88 yrs
Weighted Average Maturity	2.64 yrs

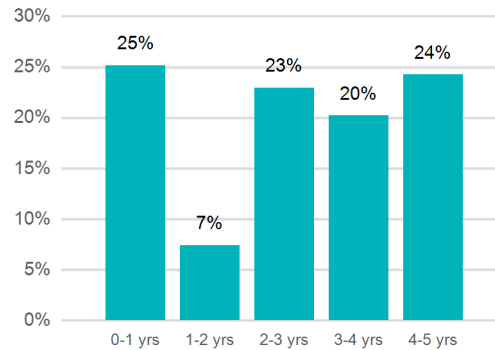
PROJECTED MONTHLY INCOME SCHEDULE



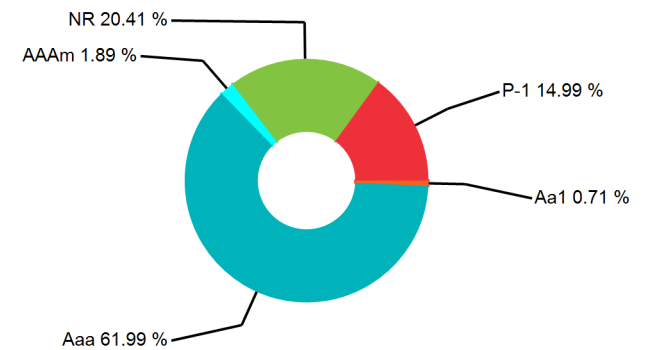
SECTOR ALLOCATION



MATURITY DISTRIBUTION



CREDIT QUALITY



Cleveland Public Library Operating Account
PROJECTED INCOME SCHEDULE
 As of May 31, 2021



CUSIP	SECURITY DESCRIPTION	Jun 2021	Jul 2021	Aug 2021	Sep 2021	Oct 2021	Nov 2021	Dec 2021	Jan 2022	Feb 2022	Mar 2022	Apr 2022	May 2022
02007GKC6	Ally Bank 2.500% 06/06/2022	3,067						3,083					
02589AB50	American Express National Bank 1.450% 03/31/2023				1,813						1,783		
05465DAK4	Axos Bank 1.650% 03/26/2024	349	338	349	349	338	349	338	349	349	315	349	338
05580ATH7	BMW Bank of North America 1.800% 11/29/2022						2,241						2,205
06251A2E9	Bank Hapoalim B.M. 0.300% 09/14/2023				377						370		
06366GT41	Bank of Montreal 06/04/2021	1,144											
12556LBU9	CIT Bank, National Association 1.050% 03/28/2022				1,313						1,306		
14042RLP4	Capital One, National Association 2.650% 05/22/2024						3,286						3,233
14042TAP2	Capital One Bank (Usa), National Association 2.650% 05/22/2024						3,286						3,233
15118RRH2	Celtic Bank Corporation 1.850% 08/30/2024	391	379	391	391	379	391	379	391	366	379	391	379
15201QCD7	Centerstate Bank Corporation 1.000% 03/21/2022				1,250						1,237		
20033AZ58	Comenity Capital Bank 2.500% 06/27/2024	529	512	529	529	512	529	512	529	529	478	529	512
20726ACE6	Congressional Bank 0.200% 09/19/2022	42	41	42	42	41	42	41	42	42	38	42	41
22533UAR4	Credit Agricole Corporate and Investment Bank 01/25/2022								3,375				
2254EAVA8	Credit Suisse Securities (USA) LLC 08/10/2021			998									
2254EAX16	Credit Suisse Holdings (USA), Inc. 10/01/2021					897							
29278TLF5	EnerBank USA 1.800% 09/13/2023	381	368	381	381	368	381	368	381	381	344	381	368
3130A9VM0	FHLB 2.000% 11/22/2021						18,148						

Cleveland Public Library Operating Account
PROJECTED INCOME SCHEDULE
 As of May 31, 2021



CUSIP	SECURITY DESCRIPTION	Jun 2021	Jul 2021	Aug 2021	Sep 2021	Oct 2021	Nov 2021	Dec 2021	Jan 2022	Feb 2022	Mar 2022	Apr 2022	May 2022
3130AB3H7	FHLB 2.375% 03/08/2024				5,938						5,938		
3130AK6G6	FHLB 0.390% 09/23/2024				1,580						1,580		
3130AKVV5	FHLB 0.500% 02/18/2026			2,500						2,500			
3130ALKA1	FHLB 1.000% 03/17/2026				2,500						2,500		
3130ALSX3	FHLB 1.020% 03/30/2026				2,550						2,550		
3130ALZ23	FHLB 0.800% 04/28/2025					1,100						1,100	
3130AMKH4	FHLB 0.750% 05/27/2025						3,750						3,750
3130AMNX6	FHLB 1.020% 06/10/2026							3,494					
313380GJ0	FHLB 2.000% 09/09/2022				8,000						8,000		
3133EHWM1	FFCB 1.700% 09/01/2021				4,158								
3133EK6J0	FFCB 1.625% 11/08/2024						4,063						4,063
3133ELH80	FFCB 0.680% 06/10/2025	2,550						2,550					
3133ELTZ7	FFCB 0.625% 03/18/2022				3,125						5,205		
3133EMBD3	FFCB 0.360% 09/24/2024				1,800						1,800		
3133EMNG3	FFCB 0.230% 01/19/2024		661						661				
3133EMQX3	FFCB 0.590% 02/17/2026			1,475						1,475			
3133EMWV0	FFCB 0.350% 04/22/2024					2,625						2,625	
3133EMXS6	FFCB 0.720% 04/28/2025					6,300						6,300	
3133EMZW5	FFCB 0.730% 05/19/2025						1,150						1,150
3134G45T1	FMCC 2.000% 12/10/2021	5,000						7,130					
3134GV7E2	FMCC 0.500% 01/27/2025		1,250						1,250				
3134GW4B9	FMCC 0.500% 10/29/2025					1,250						1,250	
3134GWAK2	FMCC 0.410% 07/20/2023		1,538						1,538				
3134GWH33	FMCC 0.320% 09/01/2023				1,360						1,360		
3134GWH90	FMCC 0.400% 03/08/2024				1,000						1,000		

Cleveland Public Library Operating Account
PROJECTED INCOME SCHEDULE
 As of May 31, 2021



CUSIP	SECURITY DESCRIPTION	Jun 2021	Jul 2021	Aug 2021	Sep 2021	Oct 2021	Nov 2021	Dec 2021	Jan 2022	Feb 2022	Mar 2022	Apr 2022	May 2022
3134GWUS3	FMCC 0.400% 09/24/2024				2,000						2,000		
3134GWXC5	FMCC 0.350% 03/29/2024				1,750						1,750		
3134GWZG4	FMCC 0.600% 10/20/2025					1,950						1,950	
3134GXAY0	FMCC 0.300% 11/13/2023						750						750
3134GXFV1	FMCC 0.625% 12/17/2025	1,563						1,563					
3135GA2Z3	FNMA 0.560% 11/17/2025						1,470						1,470
3136G45C3	FNMA 0.540% 10/27/2025					1,350						1,350	
3136G4J95	FNMA 0.550% 08/25/2025			1,375						1,375			
3137EAES4	FMCC 0.250% 06/26/2023	625						625					
3137EAEV7	FMCC 0.250% 08/24/2023			625						625			
31422XBN1	AGM 0.690% 02/25/2026			1,725						1,725			
32056GDH0	First Internet Bancorp 0.850% 05/13/2024	180	174	180	180	174	180	174	180	180	162	180	174
33847E2Q9	Flagstar Bank, FSB 2.400% 12/28/2021	2,944						3,083					
38149MAZ6	Goldman Sachs Bank USA Holdings LLC 2.700% 06/05/2024	3,312						3,330					
44329ME33	HSBC Bank USA, National Association 1.300% 05/07/2025						1,625						1,599
46640PXV0	J.P. Morgan Securities LLC 10/29/2021				635								
538036HC1	Live Oak Banking Company 1.800% 12/11/2023	153	148	153	153	148	153	148	153	153	138	153	148
59013KAS5	Merrick Bank Corporation 2.350% 06/20/2022	419	406	419	419	406	419	406	419	419	379	419	406
61690UGU8	Morgan Stanley Bank, National Association 2.550% 06/06/2022	3,128						3,145					
61760AE88	Morgan Stanley Private Bank, National Association 2.700% 06/06/2024	3,312						3,330					

Cleveland Public Library Operating Account
PROJECTED INCOME SCHEDULE
 As of May 31, 2021



CUSIP	SECURITY DESCRIPTION	Jun 2021	Jul 2021	Aug 2021	Sep 2021	Oct 2021	Nov 2021	Dec 2021	Jan 2022	Feb 2022	Mar 2022	Apr 2022	May 2022
62479LWD3	MUFG Bank, Ltd. 09/13/2021				604								
62479MB44	MUFG Bank, Ltd. 02/04/2022									975			
654062JR0	Nicolet National Bank 1.150% 03/28/2024	235	243	243	235	243	235	243	243	220	243	235	
6775228B3	Ohio, State of 0.350% 05/01/2023						708						569
70212VAA6	Partners Bank 0.350% 06/30/2023	73	70	73	73	70	73	70	73	68	70	73	70
72345SKS9	Pinnacle Bank 0.900% 05/09/2022						1,125						1,367
75472RAD3	Raymond James Bank, National Association 1.950% 08/23/2023			2,388						2,428			
7954502H7	Sallie Mae Bank 2.800% 04/17/2024					1,544						1,536	
81768PAF3	ServisFirst Bank 1.600% 02/21/2023	338	327	338	338	327	338	327	338	338	306	338	327
856285SN2	State Bank of India 1.900% 01/22/2025		2,347						2,347				
87165E2M8	Synchrony Bank 1.250% 04/24/2025					1,554						1,546	
87270LDK6	TIAA, FSB 0.200% 02/12/2024			247						251			
88224PLY3	Texas Capital Bank, National Association 0.300% 02/07/2023			370						377			
88241THF0	Texas Exchange Bank, SSB 0.850% 05/20/2024	180	174	180	180	174	180	174	180	180	162	180	174
88413QCN6	Third Federal Savings and Loan Association of Cleveland 0.750% 05/21/2024						941						926
89233GUP9	Toyota Motor Credit Corporation 07/23/2021		934										
90348JSW1	UBS Bank USA 1.000% 03/11/2022	211	205	211	211	205	211	205	211	211	689		
912828T34	UST 1.125% 09/30/2021				14,453								
912828ZT0	UST 0.250% 05/31/2025						2,188						

PROJECTED INCOME SCHEDULE

As of May 31, 2021



CUSIP	SECURITY DESCRIPTION	Jun 2021	Jul 2021	Aug 2021	Sep 2021	Oct 2021	Nov 2021	Dec 2021	Jan 2022	Feb 2022	Mar 2022	Apr 2022	May 2022
91282CBH3	UST 0.375% 01/31/2026		2,344						2,344				
91282CBT7	UST 0.750% 03/31/2026				4,688						4,688		
949495AQ8	Wells Fargo National Bank West 1.900% 01/17/2023	402	389	402	402	389	402	389	402	402	363	402	389
949763M78	Wells Fargo Bank, National Association 1.950% 10/18/2024	373	361	373	373	361	373	361	373	373	337	373	361
TOTAL		30,899	13,207	15,967	64,512	23,339	48,987	35,467	15,778	15,941	47,468	21,701	27,999

Cleveland Public Library Operating Account
POSITION STATEMENT
As of May 31, 2021



CUSIP	Security Description	Trade Date/ Settlement Date	Par Value	Principal Cost/ Purchased Interest	Total Cost	Yield at Cost	Maturity/ Duration	Market Price/ Market Value	Unrealized Gain/ (Loss)	% of Assets	Moody's/ S&P Rating
Cash and Cash Equivalents											
31846V567	First American Funds, Inc.	5/28/2021 5/28/2021	\$864,756.02	\$864,756.02	\$864,756.02	0.02%	0.003 0.003	\$1.00 \$864,756.02	\$0.00	1.57%	AAAm
STAROHIO	STAR Ohio XX688	5/28/2021 5/28/2021	\$9,242,981.31	\$9,242,981.31	\$9,242,981.31	0.08%	0.003 0.003	\$1.00 \$9,242,981.31	\$0.00	16.83%	AAAm
SubTotal			\$10,107,737.33	\$10,107,737.33	\$10,107,737.33	0.07%		\$10,107,737.33	\$0.00	18.41%	
Agency Bond											
3133EHWM1	FFCB 1.700% 09/01/2021	6/20/2018 6/21/2018	\$100,000.00	\$96,692.00	\$96,692.00	2.79%	0.263 0.266	\$100.44 \$100,435.00	\$3,743.00	0.18%	Aaa AA+
3130A9VM0	FHLB 2.000% 11/22/2021	4/5/2018 4/6/2018	\$425,000.00	\$411,102.50	\$411,102.50	2.71%	0.488 0.490	\$100.94 \$429,007.75	\$17,905.25	0.78%	Aaa AA+
3134G45T1	FMCC 2.000% 12/10/2021	3/17/2017 3/20/2017	\$500,000.00	\$497,870.00	\$497,870.00	2.09%	0.537 0.534	\$101.06 \$505,280.00	\$7,410.00	0.92%	Aaa AA+
3133ELTZ7	FFCB 0.625% 03/18/2022	3/13/2020 3/18/2020	\$1,000,000.00	\$997,920.00	\$997,920.00	0.73%	0.805 0.806	\$100.45 \$1,004,530.00	\$6,610.00	1.83%	Aaa AA+
313380GJ0	FHLB 2.000% 09/09/2022	5/22/2019 5/24/2019	\$800,000.00	\$794,032.00	\$794,032.00	2.24%	1.285 1.271	\$102.44 \$819,488.00	\$25,456.00	1.49%	Aaa AA+
3137EAES4	FMCC 0.250% 06/26/2023	8/26/2020 8/28/2020	\$500,000.00	\$499,565.00	\$499,565.00	0.28%	2.079 2.071	\$100.18 \$500,895.00	\$1,330.00	0.91%	Aaa AA+
3134GWAK2	FMCC 0.410% 07/20/2023	7/20/2020 7/21/2020	\$750,000.00	\$750,000.00	\$750,000.00	0.41%	2.145 0.546	\$100.04 \$750,322.50	\$322.50	1.37%	Aaa AA+
3137EAEV7	FMCC 0.250% 08/24/2023	8/19/2020 8/21/2020	\$500,000.00	\$499,490.00	\$499,490.00	0.28%	2.241 2.232	\$100.07 \$500,355.00	\$865.00	0.91%	Aaa AA+
3134GWH33	FMCC 0.320% 09/01/2023	9/2/2020 9/3/2020	\$850,000.00	\$849,787.50	\$849,787.50	0.33%	2.263 0.707	\$100.03 \$850,238.00	\$450.50	1.55%	Aaa AA+
3134GXAY0	FMCC 0.300% 11/13/2023	11/12/2020 11/13/2020	\$500,000.00	\$499,625.00	\$499,625.00	0.33%	2.463 1.737	\$100.01 \$500,055.00	\$430.00	0.91%	Aaa AA+
3133EMNG3	FFCB 0.230% 01/19/2024	2/18/2021 2/19/2021	\$575,000.00	\$575,316.25 \$110.21	\$575,426.46	0.21%	2.647 2.632	\$99.80 \$573,873.00	(\$1,443.25)	1.05%	Aaa AA+
3134GWH90	FMCC 0.400% 03/08/2024	9/10/2020 9/11/2020	\$500,000.00	\$499,900.00	\$499,900.00	0.41%	2.781 1.091	\$100.00 \$500,005.00	\$105.00	0.91%	Aaa AA+
3130AB3H7	FHLB 2.375% 03/08/2024	4/25/2019 4/29/2019	\$500,000.00	\$499,765.00	\$499,765.00	2.38%	2.781 2.693	\$105.96 \$529,815.00	\$30,050.00	0.96%	Aaa AA+

POSITION STATEMENT

As of May 31, 2021



CUSIP	Security Description	Trade Date/ Settlement Date	Par Value	Principal Cost/ Purchased Interest	Total Cost	Yield at Cost	Maturity/ Duration	Market Price/ Market Value	Unrealized Gain/ (Loss)	% of Assets	Moody's/ S&P Rating
3134GWXC5	FMCC 0.350% 03/29/2024	10/21/2020 10/23/2020	\$1,000,000.00	\$999,500.00	\$999,500.00	0.36%	2.838 1.292	\$100.00 \$999,950.00	\$450.00	1.82%	Aaa AA+
3133EMWV0	FFCB 0.350% 04/22/2024	4/26/2021 4/27/2021	\$1,500,000.00	\$1,500,000.00 \$72.92	\$1,500,072.92	0.35%	2.904 2.884	\$100.00 \$1,499,940.00	(\$60.00)	2.73%	Aaa AA+
3130AK6G6	FHLB 0.390% 09/23/2024	9/29/2020 9/30/2020	\$810,000.00	\$809,068.50	\$809,068.50	0.42%	3.326 1.299	\$99.98 \$809,870.40	\$801.90	1.47%	Aaa AA+
3134GWUS3	FMCC 0.400% 09/24/2024	9/17/2020 9/24/2020	\$1,000,000.00	\$999,950.00	\$999,950.00	0.40%	3.329 1.560	\$99.81 \$998,110.00	(\$1,840.00)	1.82%	Aaa AA+
3133EMBD3	FFCB 0.360% 09/24/2024	9/24/2020 9/29/2020	\$1,000,000.00	\$998,750.00	\$998,750.00	0.39%	3.329 1.450	\$99.61 \$996,100.00	(\$2,650.00)	1.81%	Aaa AA+
3133EK6J0	FFCB 1.625% 11/08/2024	11/1/2019 11/8/2019	\$500,000.00	\$499,615.00	\$499,615.00	1.64%	3.452 3.359	\$104.19 \$520,925.00	\$21,310.00	0.95%	Aaa AA+
3134GV7E2	FMCC 0.500% 01/27/2025	7/8/2020 7/27/2020	\$500,000.00	\$498,600.00	\$498,600.00	0.56%	3.671 1.555	\$99.83 \$499,170.00	\$570.00	0.91%	Aaa AA+
3130ALZ23	FHLB 0.800% 04/28/2025	4/7/2021 4/28/2021	\$275,000.00	\$275,000.00	\$275,000.00	0.80%	3.921 1.598	\$99.99 \$274,964.25	(\$35.75)	0.50%	Aaa AA+
3133EMXS6	FFCB 0.720% 04/28/2025	4/26/2021 4/28/2021	\$1,750,000.00	\$1,748,632.81	\$1,748,632.81	0.74%	3.921 1.461	\$100.01 \$1,750,122.50	\$1,489.69	3.19%	Aaa AA+
3133EMZW5	FFCB 0.730% 05/19/2025	5/25/2021 5/28/2021	\$315,000.00	\$315,000.00 \$57.49	\$315,057.49	0.73%	3.978 1.489	\$99.90 \$314,694.45	(\$305.55)	0.57%	Aaa AA+
3130AMKH4	FHLB 0.750% 05/27/2025	5/13/2021 5/27/2021	\$1,000,000.00	\$1,000,000.00	\$1,000,000.00	0.75%	4.000 1.666	\$99.88 \$998,780.00	(\$1,220.00)	1.82%	Aaa AA+
3133ELH80	FFCB 0.680% 06/10/2025	6/24/2020 6/26/2020	\$750,000.00	\$750,000.00	\$750,000.00	0.68%	4.038 2.422	\$99.78 \$748,312.50	(\$1,687.50)	1.36%	Aaa AA+
3136G4J95	FNMA 0.550% 08/25/2025	8/19/2020 8/25/2020	\$500,000.00	\$499,375.00	\$499,375.00	0.58%	4.247 2.242	\$99.44 \$497,175.00	(\$2,200.00)	0.91%	Aaa AA+
3134GWZG4	FMCC 0.600% 10/20/2025	10/6/2020 10/20/2020	\$650,000.00	\$650,000.00	\$650,000.00	0.60%	4.400 1.931	\$99.60 \$647,426.00	(\$2,574.00)	1.18%	Aaa AA+
3136G45C3	FNMA 0.540% 10/27/2025	10/21/2020 10/27/2020	\$500,000.00	\$499,500.00	\$499,500.00	0.56%	4.419 3.314	\$99.04 \$495,220.00	(\$4,280.00)	0.90%	Aaa AA+
3134GW4B9	FMCC 0.500% 10/29/2025	10/9/2020 10/29/2020	\$500,000.00	\$499,000.00	\$499,000.00	0.54%	4.425 3.158	\$98.44 \$492,190.00	(\$6,810.00)	0.90%	Aaa AA+
3135GA2Z3	FNMA 0.560% 11/17/2025	11/12/2020 11/17/2020	\$525,000.00	\$523,818.75	\$523,818.75	0.61%	4.477 3.360	\$99.03 \$519,918.00	(\$3,900.75)	0.95%	Aaa AA+
3134GXFV1	FMCC 0.625% 12/17/2025	12/3/2020 12/17/2020	\$500,000.00	\$499,750.00	\$499,750.00	0.64%	4.559 2.144	\$99.50 \$497,520.00	(\$2,230.00)	0.91%	Aaa AA+

POSITION STATEMENT

As of May 31, 2021



CUSIP	Security Description	Trade Date/ Settlement Date	Par Value	Principal Cost/ Purchased Interest	Total Cost	Yield at Cost	Maturity/ Duration	Market Price/ Market Value	Unrealized Gain/ (Loss)	% of Assets	Moody's/ S&P Rating
3133EMQX3	FFCB 0.590% 02/17/2026	2/18/2021 2/25/2021	\$500,000.00	\$498,045.00 \$65.56	\$498,110.56	0.67%	4.729 2.719	\$99.07 \$495,360.00	(\$2,685.00)	0.90%	Aaa AA+
3130AKVV5	FHLB 0.500% 02/18/2026	1/28/2021 2/18/2021	\$1,000,000.00	\$1,000,000.00	\$1,000,000.00	0.50%	4.732 3.263	\$98.61 \$986,110.00	(\$13,890.00)	1.80%	Aaa AA+
31422XBN1	AGM 0.690% 02/25/2026	2/18/2021 2/25/2021	\$500,000.00	\$499,850.00	\$499,850.00	0.70%	4.751 3.095	\$98.93 \$494,665.00	(\$5,185.00)	0.90%	
3130ALKA1	FHLB 1.000% 03/17/2026	3/1/2021 3/17/2021	\$500,000.00	\$500,000.00	\$500,000.00	1.00%	4.805 1.914	\$99.72 \$498,605.00	(\$1,395.00)	0.91%	Aaa AA+
3130ALSX3	FHLB 1.020% 03/30/2026	3/22/2021 3/30/2021	\$500,000.00	\$500,000.00	\$500,000.00	1.02%	4.841 1.906	\$100.01 \$500,040.00	\$40.00	0.91%	Aaa AA+
SubTotal			\$24,075,000.00	\$24,034,520.31 \$306.18	\$24,034,826.49	0.74%		\$24,099,467.35	\$64,947.04	43.89%	
Commercial Paper											
06366GT41	Bank of Montreal 06/04/2021	12/4/2020 12/7/2020	\$1,000,000.00	\$998,856.39	\$998,856.39	0.23%	0.019 0.022	\$100.00 \$999,990.00	\$1,133.61	1.82%	P-1 A-1
89233GUP9	Toyota Motor Credit Corporation 07/23/2021	10/26/2020 10/27/2020	\$500,000.00	\$499,065.97	\$499,065.97	0.25%	0.153 0.156	\$99.99 \$499,945.00	\$879.03	0.91%	P-1 A-1+
2254EAVA8	Credit Suisse Securities (USA) LLC 08/10/2021	11/13/2020 11/17/2020	\$500,000.00	\$499,002.50	\$499,002.50	0.27%	0.203 0.205	\$99.98 \$499,920.00	\$917.50	0.91%	P-1 A-1
62479LWD3	MUFG Bank, Ltd. 09/13/2021	12/16/2020 12/17/2020	\$350,000.00	\$349,396.25	\$349,396.25	0.23%	0.296 0.298	\$99.97 \$349,905.50	\$509.25	0.64%	P-1 A-1
2254EAX16	Credit Suisse Holdings (USA), Inc. 10/01/2021	1/4/2021 1/5/2021	\$500,000.00	\$499,103.33	\$499,103.33	0.24%	0.345 0.348	\$99.97 \$499,825.00	\$721.67	0.91%	P-1 A-1
46640PXV0	J.P. Morgan Securities LLC 10/29/2021	2/1/2021 2/2/2021	\$500,000.00	\$499,364.86	\$499,364.86	0.17%	0.422 0.424	\$99.95 \$499,745.00	\$380.14	0.91%	P-1 A-1
22533UAR4	Credit Agricole Corporate and Investment Bank 01/25/2022	4/30/2021 4/30/2021	\$2,500,000.00	\$2,496,625.00	\$2,496,625.00	0.18%	0.663 0.665	\$99.90 \$2,497,475.00	\$850.00	4.55%	P-1 A-1
62479MB44	MUFG Bank, Ltd. 02/04/2022	5/10/2021 5/10/2021	\$1,000,000.00	\$999,025.00	\$999,025.00	0.13%	0.690 0.692	\$99.90 \$998,950.00	(\$75.00)	1.82%	P-1 A-1
SubTotal			\$6,850,000.00	\$6,840,439.30	\$6,840,439.30	0.20%		\$6,845,755.50	\$5,316.20	12.47%	

POSITION STATEMENT

As of May 31, 2021



CUSIP	Security Description	Trade Date/ Settlement Date	Par Value	Principal Cost/ Purchased Interest	Total Cost	Yield at Cost	Maturity/ Duration	Market Price/ Market Value	Unrealized Gain/ (Loss)	% of Assets	Moody's/ S&P Rating
Municipal Bond											
6775228B3	Ohio, State of 0.350% 05/01/2023	3/8/2021 3/17/2021	\$325,000.00	\$325,000.00	\$325,000.00	0.35%	1.926 1.918	\$100.25 \$325,796.25	\$796.25	0.59%	Aa1 AA+
SubTotal			\$325,000.00	\$325,000.00	\$325,000.00	0.35%		\$325,796.25	\$796.25	0.59%	
Negotiable Certificate of Deposit											
33847E2Q9	Flagstar Bank, FSB 2.400% 12/28/2021	6/19/2019 6/28/2019	\$246,000.00	\$245,877.00	\$245,877.00	2.42%	0.586 0.583	\$101.39 \$249,409.56	\$3,532.56	0.45%	
90348JSW1	UBS Bank USA 1.000% 03/11/2022	3/3/2020 3/11/2020	\$249,000.00	\$248,502.00	\$248,502.00	1.10%	0.786 0.785	\$100.75 \$250,872.48	\$2,370.48	0.46%	
15201QCD7	Centerstate Bank Corporation 1.000% 03/21/2022	3/9/2020 3/20/2020	\$248,000.00	\$248,000.00	\$248,000.00	1.00%	0.814 0.813	\$100.78 \$249,934.40	\$1,934.40	0.46%	
12556LBU9	CIT Bank, National Association 1.050% 03/28/2022	3/9/2020 3/26/2020	\$248,000.00	\$248,000.00	\$248,000.00	1.05%	0.833 0.832	\$100.84 \$250,075.76	\$2,075.76	0.46%	
72345SKS9	Pinnacle Bank 0.900% 05/09/2022	4/24/2020 5/7/2020	\$248,000.00	\$247,752.00	\$247,752.00	0.95%	0.948 0.947	\$100.79 \$249,951.76	\$2,199.76	0.46%	
02007GKC6	Ally Bank 2.500% 06/06/2022	6/3/2019 6/6/2019	\$246,000.00	\$245,262.00	\$245,262.00	2.61%	1.025 1.008	\$102.47 \$252,086.04	\$6,824.04	0.46%	
61690UGU8	Morgan Stanley Bank, National Association 2.550% 06/06/2022	6/3/2019 6/6/2019	\$246,000.00	\$245,139.00	\$245,139.00	2.67%	1.025 1.008	\$102.53 \$252,211.50	\$7,072.50	0.46%	
59013KAS5	Merrick Bank Corporation 2.350% 06/20/2022	6/11/2019 6/20/2019	\$210,000.00	\$209,559.00	\$209,559.00	2.42%	1.063 1.052	\$102.41 \$215,050.50	\$5,491.50	0.39%	
20726ACE6	Congressional Bank 0.200% 09/19/2022	9/11/2020 9/18/2020	\$249,000.00	\$248,875.50	\$248,875.50	0.22%	1.312 1.311	\$100.12 \$249,298.80	\$423.30	0.45%	
05580ATH7	BMW Bank of North America 1.800% 11/29/2022	12/17/2019 12/19/2019	\$247,000.00	\$246,644.32	\$246,644.32	1.85%	1.507 1.481	\$102.53 \$253,236.75	\$6,592.43	0.46%	
949495AQ8	Wells Fargo National Bank West 1.900% 01/17/2023	1/8/2020 1/17/2020	\$249,000.00	\$248,564.25	\$248,564.25	1.96%	1.641 1.617	\$102.91 \$256,233.45	\$7,669.20	0.47%	

POSITION STATEMENT

As of May 31, 2021



CUSIP	Security Description	Trade Date/ Settlement Date	Par Value	Principal Cost/ Purchased Interest	Total Cost	Yield at Cost	Maturity/ Duration	Market Price/ Market Value	Unrealized Gain/ (Loss)	% of Assets	Moody's/ S&P Rating
88224PLY3	Texas Capital Bank, National Association 0.300% 02/07/2023	8/7/2020 8/11/2020	\$249,000.00	\$248,626.50	\$248,626.50	0.36%	1.699 1.694	\$100.29 \$249,709.65	\$1,083.15	0.45%	
81768PAF3	ServisFirst Bank 1.600% 02/21/2023	2/12/2020 2/21/2020	\$249,000.00	\$248,502.00	\$248,502.00	1.67%	1.737 1.714	\$102.54 \$255,327.09	\$6,825.09	0.46%	
02589AB50	American Express National Bank 1.450% 03/31/2023	3/24/2020 3/31/2020	\$248,000.00	\$247,132.00	\$247,132.00	1.57%	1.841 1.819	\$102.42 \$253,996.64	\$6,864.64	0.46%	
70212VAA6	Partners Bank 0.350% 06/30/2023	6/24/2020 6/30/2020	\$245,000.00	\$244,448.75	\$244,448.75	0.43%	2.090 2.081	\$100.40 \$245,980.00	\$1,531.25	0.45%	
75472RAD3	Raymond James Bank, National Association 1.950% 08/23/2023	8/14/2019 8/26/2019	\$247,000.00	\$246,506.00	\$246,506.00	2.00%	2.238 2.190	\$103.98 \$256,833.07	\$10,327.07	0.47%	
29278TLF5	EnerBank USA 1.800% 09/13/2023	9/5/2019 9/16/2019	\$249,000.00	\$248,751.00	\$248,751.00	1.83%	2.296 2.248	\$103.72 \$258,260.31	\$9,509.31	0.47%	
06251A2E9	Bank Hapoalim B.M. 0.300% 09/14/2023	9/4/2020 9/14/2020	\$249,000.00	\$248,502.00	\$248,502.00	0.37%	2.299 2.289	\$100.28 \$249,699.69	\$1,197.69	0.45%	
538036HC1	Live Oak Banking Company 1.800% 12/11/2023	12/6/2019 12/11/2019	\$100,000.00	\$99,700.00	\$99,700.00	1.88%	2.540 2.479	\$104.06 \$104,056.00	\$4,356.00	0.19%	
87270LDK6	TIAA, FSB 0.200% 02/12/2024	2/18/2021 2/22/2021	\$249,000.00	\$248,253.00 \$13.64	\$248,266.64	0.30%	2.712 2.700	\$99.96 \$248,892.93	\$639.93	0.45%	
05465DAK4	Axos Bank 1.650% 03/26/2024	2/27/2020 3/26/2020	\$249,000.00	\$248,564.25	\$248,564.25	1.70%	2.830 2.763	\$104.02 \$259,009.80	\$10,445.55	0.47%	
654062JR0	Nicolet National Bank 1.150% 03/28/2024	3/25/2020 3/31/2020	\$249,000.00	\$245,265.00	\$245,265.00	1.54%	2.836 2.784	\$102.61 \$255,498.90	\$10,233.90	0.47%	
7954502H7	Sallie Mae Bank 2.800% 04/17/2024	4/9/2019 4/17/2019	\$110,000.00	\$109,505.00	\$109,505.00	2.90%	2.890 2.788	\$107.41 \$118,152.10	\$8,647.10	0.22%	
32056GDH0	First Internet Bancorp 0.850% 05/13/2024	5/6/2020 5/11/2020	\$249,000.00	\$248,751.00	\$248,751.00	0.88%	2.962 2.919	\$101.81 \$253,496.94	\$4,745.94	0.46%	
88241THF0	Texas Exchange Bank, SSB 0.850% 05/20/2024	5/13/2020 5/20/2020	\$249,000.00	\$248,253.00	\$248,253.00	0.93%	2.981 0.609	\$100.05 \$249,129.48	\$876.48	0.45%	

POSITION STATEMENT

As of May 31, 2021



CUSIP	Security Description	Trade Date/ Settlement Date	Par Value	Principal Cost/ Purchased Interest	Total Cost	Yield at Cost	Maturity/ Duration	Market Price/ Market Value	Unrealized Gain/ (Loss)	% of Assets	Moody's/ S&P Rating
88413QCN6	Third Federal Savings and Loan Association of Cleveland 0.750% 05/21/2024	5/6/2020 5/22/2020	\$249,000.00	\$248,751.00	\$248,751.00	0.78%	2.984 2.950	\$101.52 \$252,782.31	\$4,031.31	0.46%	
14042TAP2	Capital One Bank (Usa), National Association 2.650% 05/22/2024	5/15/2019 5/30/2019	\$246,000.00	\$244,524.00	\$244,524.00	2.78%	2.986 2.888	\$107.19 \$263,689.86	\$19,165.86	0.48%	
14042RLP4	Capital One, National Association 2.650% 05/22/2024	5/15/2019 5/30/2019	\$246,000.00	\$244,524.00	\$244,524.00	2.78%	2.986 2.888	\$107.19 \$263,689.86	\$19,165.86	0.48%	
38149MAZ6	Goldman Sachs Bank USA Holdings LLC 2.700% 06/05/2024	6/3/2019 6/5/2019	\$246,000.00	\$245,200.50	\$245,200.50	2.77%	3.025 2.888	\$107.40 \$264,196.62	\$18,996.12	0.48%	
61760AE88	Morgan Stanley Private Bank, National Association 2.700% 06/06/2024	6/3/2019 6/6/2019	\$246,000.00	\$245,139.00	\$245,139.00	2.78%	3.027 2.891	\$107.40 \$264,211.38	\$19,072.38	0.48%	
20033AZ58	Comenity Capital Bank 2.500% 06/27/2024	6/25/2019 6/27/2019	\$249,000.00	\$249,000.00	\$249,000.00	2.50%	3.085 2.970	\$106.92 \$266,223.33	\$17,223.33	0.48%	
15118RRH2	Celtic Bank Corporation 1.850% 08/30/2024	8/16/2019 8/30/2019	\$249,000.00	\$248,285.37	\$248,285.37	1.91%	3.260 3.157	\$105.14 \$261,803.58	\$13,518.21	0.48%	
949763M78	Wells Fargo Bank, National Association 1.950% 10/18/2024	10/25/2019 10/29/2019	\$225,000.00	\$224,437.50	\$224,437.50	2.00%	3.395 3.279	\$105.31 \$236,936.25	\$12,498.75	0.43%	
856285SN2	State Bank of India 1.900% 01/22/2025	1/8/2020 1/22/2020	\$247,000.00	\$244,777.00	\$244,777.00	2.09%	3.658 3.522	\$105.80 \$261,328.47	\$16,551.47	0.48%	
87165E2M8	Synchrony Bank 1.250% 04/24/2025	4/20/2020 4/24/2020	\$248,000.00	\$246,326.00	\$246,326.00	1.39%	3.910 3.813	\$103.59 \$256,905.68	\$10,579.68	0.47%	
44329ME33	HSBC Bank USA, National Association 1.300% 05/07/2025	4/24/2020 5/7/2020	\$248,000.00	\$247,132.00	\$247,132.00	1.37%	3.945 1.116	\$100.55 \$249,371.44	\$2,239.44	0.45%	
SubTotal			\$8,576,000.00	\$8,551,030.94 \$13.64	\$8,551,044.58	1.65%		\$8,827,542.38	\$276,511.44	16.08%	

POSITION STATEMENT

As of May 31, 2021



CUSIP	Security Description	Trade Date/ Settlement Date	Par Value	Principal Cost/ Purchased Interest	Total Cost	Yield at Cost	Maturity/ Duration	Market Price/ Market Value	Unrealized Gain/ (Loss)	% of Assets	Moody's/ S&P Rating
U.S. Treasury Note											
912828T34	UST 1.125% 09/30/2021	8/2/2017 8/3/2017	\$500,000.00	\$488,359.38	\$488,359.38	1.71%	0.342 0.345	\$100.37 \$501,860.00	\$13,500.62	0.91%	Aaa AA+
912828ZT0	UST 0.250% 05/31/2025	4/26/2021 4/27/2021	\$1,750,000.00	\$1,723,544.92 \$1,778.85	\$1,725,323.77	0.62%	4.011 3.971	\$98.72 \$1,727,582.50	\$4,037.58	3.15%	Aaa AA+
91282CBH3	UST 0.375% 01/31/2026	4/26/2021 4/27/2021	\$1,250,000.00	\$1,225,048.83 \$1,113.60	\$1,226,162.43	0.80%	4.682 4.613	\$98.30 \$1,228,762.50	\$3,713.67	2.24%	Aaa AA+
91282CBT7	UST 0.750% 03/31/2026	4/26/2021 4/27/2021	\$1,250,000.00	\$1,245,654.30 \$691.60	\$1,246,345.90	0.82%	4.844 4.731	\$99.87 \$1,248,337.50	\$2,683.20	2.27%	Aaa AA+
SubTotal			\$4,750,000.00	\$4,682,607.43 \$3,584.05	\$4,686,191.48	0.84%		\$4,706,542.50	\$23,935.07	8.57%	
Grand Total			\$54,683,737.33	\$54,541,335.31 \$3,903.87	\$54,545,239.18	0.70%		\$54,912,841.31	\$371,506.00	100.00%	

TRANSACTION STATEMENT

As of May 31, 2021



Transaction Type	Trade Date	Settlement Date	CUSIP	Security Description	Par Value	Principal Amount	Purchased Interest	Total Cost	Yield at Cost
Pending Purchase									
Pending Purchase	5/26/2021	6/10/2021	3130AMNX6	FHLB 1.020% 06/10/2026	685,000.00	685,000.00		685,000.00	1.02%
Total					685,000.00	685,000.00		685,000.00	

Purchase									
Purchase	5/10/2021	5/10/2021	62479MB44	MUFG Bank, Ltd. 02/04/2022	1,000,000.00	999,025.00		999,025.00	0.13%
Purchase	5/13/2021	5/27/2021	3130AMKH4	FHLB 0.750% 05/27/2025	1,000,000.00	1,000,000.00		1,000,000.00	0.75%
Purchase	5/25/2021	5/28/2021	3133EMZW5	FFCB 0.730% 05/19/2025	315,000.00	315,000.00	57.49	315,057.49	0.73%
Total					2,315,000.00	2,314,025.00	57.49	2,314,082.49	

Transaction Type	Trade Date	Settlement Date	CUSIP	Security Description	Par Value	Principal Cost	Total Proceeds	Realized Gain/Loss
Maturity								
Maturity	5/6/2021	5/6/2021	3135G0K69	FNMA 1.250% 05/06/2021	1,000,000.00	977,420.00	1,000,000.00	22,580.00
Maturity	5/24/2021	5/24/2021	3133EHKK8	FFCB 1.670% 05/24/2021	1,425,000.00	1,422,643.05	1,425,000.00	2,356.95
Maturity	5/24/2021	5/24/2021	62479LSQ9	MUFG Bank, Ltd. 05/24/2021	500,000.00	499,103.33	500,000.00	896.67
Maturity	5/28/2021	5/28/2021	3134GB2S0	FMCC 1.950% 05/28/2021	125,000.00	123,906.25	125,000.00	1,093.75
Total					3,050,000.00	3,023,072.63	3,050,000.00	26,927.37

Transaction Type	Payment Date	Settlement Date	CUSIP	Security Description	Interest Received
Interest/Dividends					
Interest/Dividends	5/3/2021	5/3/2021	538036HC1	Live Oak Banking Company 1.800% 12/11/2023	147.95

Cleveland Public Library Operating Account
TRANSACTION STATEMENT
 As of May 31, 2021



Transaction Type	Payment Date	Settlement Date	CUSIP	Security Description	Interest Received
Interest/Dividends	5/3/2021	5/3/2021	31846V567	First American Funds, Inc.	41.33
Interest/Dividends	5/6/2021	5/6/2021	3135G0K69	FNMA 1.250% 05/06/2021	6,250.00
Interest/Dividends	5/7/2021	5/7/2021	72345SKS9	Pinnacle Bank 0.900% 05/09/2022	1,106.83
Interest/Dividends	5/7/2021	5/7/2021	44329ME33	HSBC Bank USA, National Association 1.300% 05/07/2025	1,598.75
Interest/Dividends	5/10/2021	5/10/2021	3133EK6J0	FFCB 1.625% 11/08/2024	4,062.50
Interest/Dividends	5/11/2021	5/11/2021	90348JSW1	UBS Bank USA 1.000% 03/11/2022	204.66
Interest/Dividends	5/11/2021	5/11/2021	32056GDH0	First Internet Bancorp 0.850% 05/13/2024	173.96
Interest/Dividends	5/13/2021	5/13/2021	29278TLF5	EnerBank USA 1.800% 09/13/2023	368.38
Interest/Dividends	5/13/2021	5/13/2021	3134GXAY0	FMCC 0.300% 11/13/2023	750.00
Interest/Dividends	5/17/2021	5/17/2021	949495AQ8	Wells Fargo National Bank West 1.900% 01/17/2023	388.85
Interest/Dividends	5/17/2021	5/17/2021	3135GA2Z3	FNMA 0.560% 11/17/2025	1,470.00
Interest/Dividends	5/18/2021	5/18/2021	949763M78	Wells Fargo Bank, National Association 1.950% 10/18/2024	360.62
Interest/Dividends	5/18/2021	5/18/2021	20726ACE6	Congressional Bank 0.200% 09/19/2022	40.93
Interest/Dividends	5/20/2021	5/20/2021	59013KAS5	Merrick Bank Corporation 2.350% 06/20/2022	405.62
Interest/Dividends	5/20/2021	5/20/2021	88241THF0	Texas Exchange Bank, SSB 0.850% 05/20/2024	173.96
Interest/Dividends	5/21/2021	5/21/2021	81768PAF3	ServisFirst Bank 1.600% 02/21/2023	327.45
Interest/Dividends	5/21/2021	5/21/2021	88413QCN6	Third Federal Savings and Loan Association of Cleveland 0.750% 05/21/2024	926.08
Interest/Dividends	5/24/2021	5/24/2021	3133EHKK8	FFCB 1.670% 05/24/2021	11,898.75
Interest/Dividends	5/24/2021	5/24/2021	14042RLP4	Capital One, National Association 2.650% 05/22/2024	3,232.71

TRANSACTION STATEMENT

As of May 31, 2021



Transaction Type	Payment Date	Settlement Date	CUSIP	Security Description	Interest Received
Interest/Dividends	5/24/2021	5/24/2021	14042TAP2	Capital One Bank (Usa), National Association 2.650% 05/22/2024	3,232.71
Interest/Dividends	5/24/2021	5/24/2021	3130A9VM0	FHLB 2.000% 11/22/2021	4,250.00
Interest/Dividends	5/26/2021	5/26/2021	05465DAK4	Axos Bank 1.650% 03/26/2024	337.68
Interest/Dividends	5/27/2021	5/27/2021	20033AZ58	Comenity Capital Bank 2.500% 06/27/2024	511.64
Interest/Dividends	5/28/2021	5/28/2021	3134GB2S0	FMCC 1.950% 05/28/2021	1,218.75
Total					43,480.11

Transaction Type	Trade Date	Settlement Date	Transaction Description	Amount
Custodian Fee				
Custodian Fee	5/25/2021	5/25/2021	Cash Out	(379.98)
Total				(379.98)

STATEMENT DISCLOSURE

As of May 31, 2021



Meeder provides monthly statements for its investment management clients to provide information about the investment portfolio. The information should not be used for audit or confirmation purposes. Please review your custodial statements and report any inaccuracies or discrepancies.

Certain information and data has been supplied by unaffiliated third parties. Although Meeder believes the information is reliable, it cannot warrant the accuracy of information offered by third parties. Market value may reflect prices received from pricing vendors when current market quotations are not available. Prices may not reflect firm bids or offers and may differ from the value at which the security can be sold.

Statements may include positions from unmanaged accounts provided for reporting purposes. Unmanaged accounts are managed directly by the client and are not included in the accounts managed by the investment adviser. This information is provided as a client convenience and the investment adviser assumes no responsibility for performance of these accounts or the accuracy of the data reported.

Investing involves risk. Past performance is no guarantee of future results. Debt and fixed income securities are subject to credit and interest rate risk. The investment return and principal value of an investment will fluctuate so that an investors shares, when redeemed, may be worth more or less than their original cost. Current performance may be lower or higher than the performance data quoted.

Meeder Investment Management is the global brand for the Meeder group of affiliated companies. Investment advisory services are provided through Meeder Public Funds, Inc. Please contact us if you would like to receive a copy of our current ADV disclosure brochure or privacy policy.