

CLEVELAND PUBLIC LIBRARY

Board Meeting

REPORT ON INVESTMENTS – June 2021

1. INTERIM DEPOSITS

In accordance with *Ohio Revised Code* Section 135.14, funds that become available periodically throughout the fiscal year are invested in short-term investments known as interim deposits. The investments are in securities that provide the highest interest rate consistent with the highest degree of safety. Other balances are invested in US Treasury issues, agency issues, municipal bonds, commercial paper, and negotiable certificates of deposit as managed by UACC (a Meeder Investment Management Company), STAR Ohio, Government Insured Deposit Program (replaced the STAR Plus program), and a federal money market fund.

Following is a description of interim deposit earnings for the period June 1, 2021 through June 30, 2021.

OPERATING FUND:

Investment Period	No. of Days	Amount	Bank	Interest Rate	Investment Income	Investment Form
06/01/21 - 06/30/21	30	Various	STAR Ohio	Various	524.23	Investment Pool
06/01/21 - 06/30/21	30	Various	Government Insured Deposit Program	Various	0.00	Bank Deposit Program
06/01/21 - 06/30/21	30	Various	U.S. Bank	Various	11.30	Sweep Money Market
12/07/20 - 06/04/21	180	1,000,000	Bank of Montreal Chicago	0.230%	1,143.61	Commercial Paper
12/10/20 - 06/10/21	183	750,000	Federal Farm Credit Bank	0.680%	2,550.00	Federal Agency
12/10/20 - 06/10/21	183	500,000	Federal Home Loan Mortgage Corp.	2.000%	5,000.00	Federal Agency
12/17/20 - 06/17/21	183	500,000	Federal Home Loan Mortgage Corp.	0.625%	1,562.50	Federal Agency
12/26/20 - 06/26/21	183	500,000	Federal Home Loan Mortgage Corp.	0.250%	625.00	Federal Agency
11/29/20 - 05/29/21	182	247,000	BMW Bank of NA	1.800%	2,204.73	Negotiable CD
04/30/21 - 05/30/21	31	249,000	Nicolet National Bank	1.150%	243.20	Negotiable CD
04/30/21 - 05/30/21	31	245,000	Partners Bank	0.350%	70.48	Negotiable CD
04/30/21 - 05/30/21	31	249,000	Celtic Bank	1.850%	378.62	Negotiable CD
05/01/21 - 06/01/21	32	100,000	Live Oak Banking Co.	1.800%	152.88	Negotiable CD
12/05/20 - 06/05/21	183	246,000	Goldman Sachs Bank USA	2.700%	3,311.90	Negotiable CD
12/06/20 - 06/06/21	183	246,000	Ally Bank	2.500%	3,066.58	Negotiable CD
12/06/20 - 06/06/21	183	246,000	Morgan Stanley Bank NA	2.550%	3,127.91	Negotiable CD
12/06/20 - 06/06/21	183	246,000	Morgan Stanley PVT Bank	2.700%	3,311.90	Negotiable CD
05/11/21 - 06/11/21	32	249,000	UBS Bank USA	1.000%	211.48	Negotiable CD
05/11/21 - 06/11/21	32	249,000	First Internet Bank of Indiana	0.850%	179.76	Negotiable CD
05/13/21 - 06/13/21	32	249,000	Enerbank USA	1.800%	380.66	Negotiable CD
05/17/21 - 06/17/21	32	249,000	Wells Fargo National Bank West	1.900%	401.81	Negotiable CD
05/18/21 - 06/18/21	32	225,000	Wells Fargo Bank NA	1.950%	372.64	Negotiable CD

05/18/21 - 06/18/21	32	249,000	Congressional Bank	0.200%	42.30	Negotiable CD
05/20/21 - 06/20/21	32	249,000	Texas Exchange Bank SSB	0.850%	179.76	Negotiable CD
05/20/21 - 06/20/21	32	210,000	Merrick Bank	2.350%	419.14	Negotiable CD
05/21/21 - 06/21/21	32	249,000	SeviFirst Bank	1.600%	338.37	Negotiable CD
05/26/21 - 06/26/21	32	249,000	Axos Bank	1.650%	348.94	Negotiable CD
05/27/21 - 06/27/21	32	249,000	Comenity Capital Bank	2.500%	528.70	Negotiable CD
12/28/20 - 06/28/21	183	246,000	Flagstar Bank FSB	2.400%	2,943.91	Negotiable CD
05/30/21 - 06/30/21	32	249,000	Nicolet National Bank	1.150%	235.36	Negotiable CD
05/30/21 - 06/30/21	32	245,000	Partners Bank	0.350%	72.83	Negotiable CD
05/30/21 - 06/30/21	32	249,000	Celtic Bank	1.850%	391.24	Negotiable CD
04/27/21 - 05/31/21	35	1,750,000	United States Treasury Note	0.250%	408.65	Treasury Security

Earned Interest June 2021 \$ 34,740.39
 Earned Interest Year To Date \$ 212,517.80

SERIES 2019A TAX-EXEMPT NOTES:

<u>Investment Period</u>	<u>No. of Days</u>	<u>Amount</u>	<u>Bank</u>	<u>Interest Rate</u>	<u>Investment Income</u>	<u>Investment Form</u>
06/01/21 - 06/30/21	30	Various	U.S. Bank	Various	58.82	Sweep Money Market
12/07/20 - 06/04/21	180	2,500,000	Bank of Montreal Chicago	0.230%	2,859.02	Commercial Paper
09/24/20 - 06/18/21	268	2,000,000	Exxon Mobile	0.190%	2,818.34	Commercial Paper
12/01/20 - 06/01/21	183	1,500,000	Federal Farm Credit Bank	1.550%	11,625.00	Federal Agency
12/08/20 - 06/08/21	183	1,500,000	Federal Home Loan Mortgage Corp.	0.300%	3,187.50	Federal Agency
12/29/20 - 06/29/21	183	2,000,000	Federal Home Loan Bank	0.140%	1,400.00	Federal Agency
04/30/21 - 05/31/21	32	249,000	First State Financial	1.350%	285.50	Negotiable CD
05/31/21 - 06/30/21	31	249,000	First State Financial	1.350%	276.29	Negotiable CD
12/31/20 - 06/30/21	182	3,175,000	United States Treasury Note	1.125%	53,826.16	Treasury Security

Earned Interest June 2021 \$ 76,336.63
 Earned Interest Year To Date \$ 305,521.48

SERIES 2019B TAXABLE NOTES:

<u>Investment Period</u>	<u>No. of Days</u>	<u>Amount</u>	<u>Bank</u>	<u>Interest Rate</u>	<u>Investment Income</u>	<u>Investment Form</u>
06/01/21 - 06/30/21	30	Various	U.S. Bank	Various	4.26	Sweep Money Market
12/29/20 - 06/29/21	183	1,500,000	Federal Home Loan Mortgage Corp.	0.350%	3,075.00	Federal Agency

Earned Interest June 2021 \$ 3,079.26
 Earned Interest Year To Date \$ 46,107.83

NOTE RETIREMENT FUND:

<u>Investment Period</u>	<u>No. of Days</u>	<u>Amount</u>	<u>Bank</u>	<u>Interest Rate</u>	<u>Investment Income</u>	<u>Investment Form</u>
06/01/21 - 06/30/21	30	Various	Huntington National Bank	Various	36.01	Sweep Money Market
				Earned Interest June 2021	\$ 36.01	
				Earned Interest Year To Date	\$ 134.06	

ESCROW ACCOUNT:

<u>Investment Period</u>	<u>No. of Days</u>	<u>Amount</u>	<u>Bank</u>	<u>Interest Rate</u>	<u>Investment Income</u>	<u>Investment Form</u>
06/01/21 - 06/30/21	30	Various	Huntington National Bank	Various	0.92	Money Market
				Earned Interest June 2021	\$ 0.92	
				Earned Interest Year To Date	\$ 5.59	
				Earned Interest June 2021--All Funds	\$ 114,193.21	
				Earned Interest Year To Date--All Funds	\$ 564,286.76	



Cleveland Public Library Operating Account

Monthly Investment Report
June 30, 2021

Your Investment Representative:

Jim McCourt

(614) 923-1151

jmccourt@meederinvestment.com

For questions about your account please contact your investment representative or contact publicfundsoperations@meederinvestment.com

Dublin, Ohio | Lansing, Michigan | Long Beach, California | 866-633-3371 | www.meederpublicfunds.com

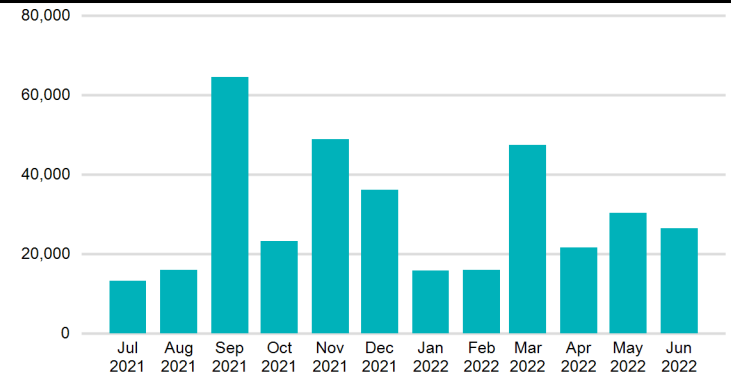
MONTHLY RECONCILIATION

Beginning Book Value	45,298,354.00
Contributions	
Withdrawals	
Prior Month Custodian Fees	(380.66)
Realized Gains/Losses	1,143.61
Gross Interest Earnings	34,851.40
Ending Book Value	45,333,968.35

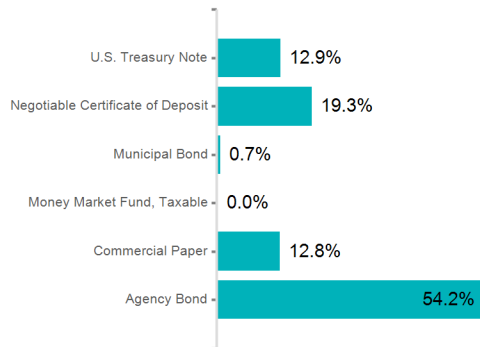
PORTFOLIO CHARACTERISTICS

Portfolio Yield to Maturity	0.84%
Portfolio Effective Duration	1.97 yrs
Weighted Average Maturity	2.68 yrs

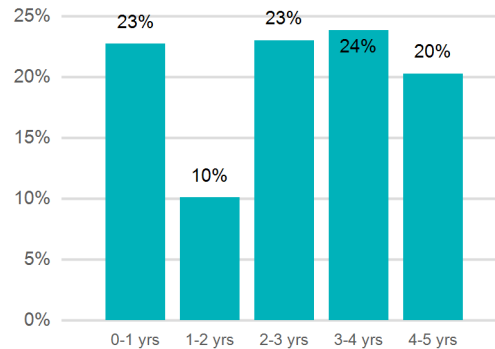
PROJECTED MONTHLY INCOME SCHEDULE



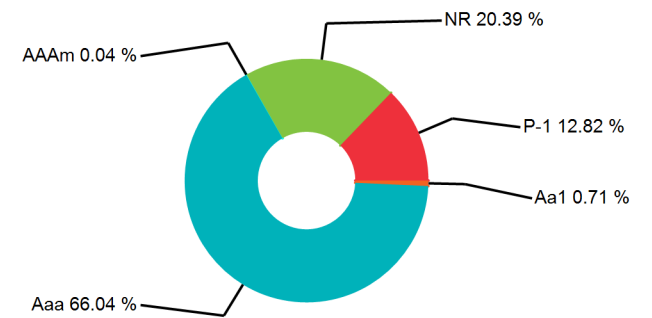
SECTOR ALLOCATION



MATURITY DISTRIBUTION



CREDIT QUALITY



Cleveland Public Library Operating Account
PROJECTED INCOME SCHEDULE
 As of June 30, 2021



CUSIP	SECURITY DESCRIPTION	Jul 2021	Aug 2021	Sep 2021	Oct 2021	Nov 2021	Dec 2021	Jan 2022	Feb 2022	Mar 2022	Apr 2022	May 2022	Jun 2022
02007GKC6	Ally Bank 2.500% 06/06/2022						3,083						3,805
02589AB50	American Express National Bank 1.450% 03/31/2023			1,813						1,783			
05465DAK4	Axos Bank 1.650% 03/26/2024	338	349	349	338	349	338	349	349	315	349	338	349
05580ATH7	BMW Bank of North America 1.800% 11/29/2022					2,241						2,205	
06251A2E9	Bank Hapoalim B.M. 0.300% 09/14/2023			377						370			
12556LBU9	CIT Bank, National Association 1.050% 03/28/2022			1,313						1,306			
14042RLP4	Capital One, National Association 2.650% 05/22/2024					3,286						3,233	
14042TAP2	Capital One Bank (Usa), National Association 2.650% 05/22/2024					3,286						3,233	
15118RRH2	Celtic Bank Corporation 1.850% 08/30/2024	379	391	391	379	391	379	391	366	379	391	379	
15201QCD7	Centerstate Bank Corporation 1.000% 03/21/2022			1,250						1,237			
20033AZ58	Comenity Capital Bank 2.500% 06/27/2024	512	529	529	512	529	512	529	529	478	529	512	529
20726ACE6	Congressional Bank 0.200% 09/19/2022	41	42	42	41	42	41	42	42	38	42	41	42
22533UAR4	Credit Agricole Corporate and Investment Bank 01/25/2022							3,375					
2254EAVA8	Credit Suisse Securities (USA) LLC 08/10/2021		998										
2254EAX16	Credit Suisse Holdings (USA), Inc. 10/01/2021				897								
29278TLF5	EnerBank USA 1.800% 09/13/2023	368	381	381	368	381	368	381	381	344	381	368	381
3130A9VM0	FHLB 2.000% 11/22/2021					18,148							
3130AB3H7	FHLB 2.375% 03/08/2024			5,938						5,938			

Cleveland Public Library Operating Account
PROJECTED INCOME SCHEDULE
 As of June 30, 2021



CUSIP	SECURITY DESCRIPTION	Jul 2021	Aug 2021	Sep 2021	Oct 2021	Nov 2021	Dec 2021	Jan 2022	Feb 2022	Mar 2022	Apr 2022	May 2022	Jun 2022
3130AK6G6	FHLB 0.390% 09/23/2024			1,580						1,580			
3130AKVV5	FHLB 0.500% 02/18/2026		2,500						2,500				
3130ALKA1	FHLB 1.000% 03/17/2026			2,500						2,500			
3130ALSX3	FHLB 1.020% 03/30/2026			2,550						2,550			
3130ALZ23	FHLB 0.800% 04/28/2025				1,100						1,100		
3130AMKH4	FHLB 0.750% 05/27/2025					3,750						3,750	
3130AMNX6	FHLB 1.020% 06/10/2026						3,494						3,494
313380GJ0	FHLB 2.000% 09/09/2022			8,000						8,000			
3133EHWM1	FFCB 1.700% 09/01/2021			4,158									
3133EK6J0	FFCB 1.625% 11/08/2024					4,063						4,063	
3133ELH80	FFCB 0.680% 06/10/2025						2,550						2,550
3133ELTZ7	FFCB 0.625% 03/18/2022			3,125						5,205			
3133EMBD3	FFCB 0.360% 09/24/2024			1,800						1,800			
3133EMNG3	FFCB 0.230% 01/19/2024	661						661					
3133EMQX3	FFCB 0.590% 02/17/2026		1,475						1,475				
3133EMWV0	FFCB 0.350% 04/22/2024				2,625						2,625		
3133EMXS6	FFCB 0.720% 04/28/2025				6,300						6,300		
3133EMZW5	FFCB 0.730% 05/19/2025					1,150						1,150	
3134G45T1	FMCC 2.000% 12/10/2021						7,130						
3134GV7E2	FMCC 0.500% 01/27/2025	1,250						1,250					
3134GW4B9	FMCC 0.500% 10/29/2025				1,250						1,250		
3134GWAK2	FMCC 0.410% 07/20/2023	1,538						1,538					
3134GWH33	FMCC 0.320% 09/01/2023			1,360						1,360			
3134GWH90	FMCC 0.400% 03/08/2024			1,000						1,000			
3134GWUS3	FMCC 0.400% 09/24/2024			2,000						2,000			

Cleveland Public Library Operating Account

PROJECTED INCOME SCHEDULE

As of June 30, 2021



CUSIP	SECURITY DESCRIPTION	Jul 2021	Aug 2021	Sep 2021	Oct 2021	Nov 2021	Dec 2021	Jan 2022	Feb 2022	Mar 2022	Apr 2022	May 2022	Jun 2022
3134GWXC5	FMCC 0.350% 03/29/2024			1,750						1,750			
3134GWZG4	FMCC 0.600% 10/20/2025				1,950						1,950		
3134GXAY0	FMCC 0.300% 11/13/2023					750						750	
3134GXFV1	FMCC 0.625% 12/17/2025						1,563						1,563
3135GA2Z3	FNMA 0.560% 11/17/2025					1,470						1,470	
3136G45C3	FNMA 0.540% 10/27/2025				1,350						1,350		
3136G4J95	FNMA 0.550% 08/25/2025		1,375						1,375				
3137EAES4	FMCC 0.250% 06/26/2023						625						625
3137EAEV7	FMCC 0.250% 08/24/2023		625						625				
31422XBN1	AGM 0.690% 02/25/2026		1,725						1,725				
32056GDH0	First Internet Bancorp 0.850% 05/13/2024	174	180	180	174	180	174	180	180	162	180	174	180
33847E2Q9	Flagstar Bank, FSB 2.400% 12/28/2021						3,083						
38149MAZ6	Goldman Sachs Bank USA Holdings LLC 2.700% 06/05/2024						3,330						3,312
44329ME33	HSBC Bank USA, National Association 1.300% 05/07/2025					1,625						1,599	
46640PXV0	J.P. Morgan Securities LLC 10/29/2021				635								
538036HC1	Live Oak Banking Company 1.800% 12/11/2023	148	153	153	148	153	148	153	153	138	153	148	153
59013KAS5	Merrick Bank Corporation 2.350% 06/20/2022	406	419	419	406	419	406	419	419	379	419	406	860
61690UGU8	Morgan Stanley Bank, National Association 2.550% 06/06/2022						3,145						3,989
61760AE88	Morgan Stanley Private Bank, National Association 2.700% 06/06/2024						3,330						3,312
62479LWD3	MUFG Bank, Ltd. 09/13/2021			604									

Cleveland Public Library Operating Account
PROJECTED INCOME SCHEDULE
 As of June 30, 2021



CUSIP	SECURITY DESCRIPTION	Jul 2021	Aug 2021	Sep 2021	Oct 2021	Nov 2021	Dec 2021	Jan 2022	Feb 2022	Mar 2022	Apr 2022	May 2022	Jun 2022
62479MB44	MUFG Bank, Ltd. 02/04/2022								975				
654062JR0	Nicolet National Bank 1.150% 03/28/2024	243	243	235	243	235	243	243	220	243	235	243	
6775228B3	Ohio, State of 0.350% 05/01/2023					708						569	
70212VAA6	Partners Bank 0.350% 06/30/2023	70	73	73	70	73	70	73	68	70	73	70	
72345SKS9	Pinnacle Bank 0.900% 05/09/2022					1,125						1,367	
75472RAD3	Raymond James Bank, National Association 1.950% 08/23/2023		2,388						2,428				
7954502H7	Sallie Mae Bank 2.800% 04/17/2024				1,544						1,536		
81768PAF3	ServisFirst Bank 1.600% 02/21/2023	327	338	338	327	338	327	338	338	306	338	327	338
856285SN2	State Bank of India 1.900% 01/22/2025	2,347						2,347					
87165E2M8	Synchrony Bank 1.250% 04/24/2025				1,554						1,546		
87270LDK6	TIAA, FSB 0.200% 02/12/2024		247						251				
88224PLY3	Texas Capital Bank, National Association 0.300% 02/07/2023		370						377				
88241THF0	Texas Exchange Bank, SSB 0.850% 05/20/2024	174	180	180	174	180	174	180	180	162	180	174	180
88413QCN6	Third Federal Savings and Loan Association of Cleveland 0.750% 05/21/2024					941						926	
89233GUP9	Toyota Motor Credit Corporation 07/23/2021	934											
90348JSW1	UBS Bank USA 1.000% 03/11/2022	205	211	211	205	211	205	211	211	689			
912828T34	UST 1.125% 09/30/2021			14,453									
912828ZT0	UST 0.250% 05/31/2025					2,188						2,188	
91282CBH3	UST 0.375% 01/31/2026	2,344						2,344					

PROJECTED INCOME SCHEDULE

As of June 30, 2021



CUSIP	SECURITY DESCRIPTION	Jul 2021	Aug 2021	Sep 2021	Oct 2021	Nov 2021	Dec 2021	Jan 2022	Feb 2022	Mar 2022	Apr 2022	May 2022	Jun 2022
91282CBT7	UST 0.750% 03/31/2026			4,688						4,688			
91282CCK5	UST 0.125% 06/30/2023						750						
949495AQ8	Wells Fargo National Bank West 1.900% 01/17/2023	389	402	402	389	402	389	402	402	363	402	389	402
949763M78	Wells Fargo Bank, National Association 1.950% 10/18/2024	361	373	373	361	373	361	373	373	337	373	361	373
TOTAL		13,207	15,967	64,512	23,339	48,987	36,217	15,778	15,941	47,468	21,701	30,430	26,434

POSITION STATEMENT

As of June 30, 2021



CUSIP	Security Description	Trade Date/ Settlement Date	Par Value	Principal Cost/ Purchased Interest	Total Cost	Yield at Cost	Maturity/ Duration	Market Price/ Market Value	Unrealized Gain/ (Loss)	% of Assets	Moody's/ S&P Rating
Cash and Cash Equivalents											
31846V567	First American Funds, Inc.	6/30/2021 6/30/2021	\$17,601.76	\$17,601.76	\$17,601.76	0.02%	0.003 0.003	\$1.00 \$17,601.76	\$0.00	0.03%	AAAm
STAROHIO	STAR Ohio XX688	6/30/2021 6/30/2021	\$7,243,505.54	\$7,243,505.54	\$7,243,505.54	0.08%	0.003 0.003	\$1.00 \$7,243,505.54	\$0.00	13.70%	AAAm
SubTotal			\$7,261,107.30	\$7,261,107.30	\$7,261,107.30	0.08%		\$7,261,107.30	\$0.00	13.74%	
Agency Bond											
3133EHWM1	FFCB 1.700% 09/01/2021	6/20/2018 6/21/2018	\$100,000.00	\$96,692.00	\$96,692.00	2.79%	0.173 0.175	\$100.28 \$100,283.00	\$3,591.00	0.19%	Aaa AA+
3130A9VM0	FHLB 2.000% 11/22/2021	4/5/2018 4/6/2018	\$425,000.00	\$411,102.50	\$411,102.50	2.71%	0.397 0.400	\$100.76 \$428,221.50	\$17,119.00	0.81%	Aaa AA+
3134G45T1	FMCC 2.000% 12/10/2021	3/17/2017 3/20/2017	\$500,000.00	\$497,870.00	\$497,870.00	2.09%	0.447 0.449	\$100.87 \$504,340.00	\$6,470.00	0.95%	Aaa AA+
3133ELTZ7	FFCB 0.625% 03/18/2022	3/13/2020 3/18/2020	\$1,000,000.00	\$997,920.00	\$997,920.00	0.73%	0.715 0.715	\$100.38 \$1,003,800.00	\$5,880.00	1.90%	Aaa AA+
313380GJ0	FHLB 2.000% 09/09/2022	5/22/2019 5/24/2019	\$800,000.00	\$794,032.00	\$794,032.00	2.24%	1.195 1.181	\$102.25 \$818,032.00	\$24,000.00	1.55%	Aaa AA+
3137EAES4	FMCC 0.250% 06/26/2023	8/26/2020 8/28/2020	\$500,000.00	\$499,565.00	\$499,565.00	0.28%	1.989 1.983	\$100.00 \$500,005.00	\$440.00	0.95%	Aaa AA+
3134GWAK2	FMCC 0.410% 07/20/2023	7/20/2020 7/21/2020	\$750,000.00	\$750,000.00	\$750,000.00	0.41%	2.055 2.041	\$100.02 \$750,120.00	\$120.00	1.42%	Aaa AA+
3137EAEV7	FMCC 0.250% 08/24/2023	8/19/2020 8/21/2020	\$500,000.00	\$499,490.00	\$499,490.00	0.28%	2.151 2.141	\$99.97 \$499,860.00	\$370.00	0.95%	Aaa AA+
3134GWH33	FMCC 0.320% 09/01/2023	9/2/2020 9/3/2020	\$850,000.00	\$849,787.50	\$849,787.50	0.33%	2.173 0.673	\$100.00 \$850,025.50	\$238.00	1.61%	Aaa AA+
3134GXAY0	FMCC 0.300% 11/13/2023	11/12/2020 11/13/2020	\$500,000.00	\$499,625.00	\$499,625.00	0.33%	2.373 1.648	\$99.81 \$499,060.00	(\$565.00)	0.94%	Aaa AA+
3133EMNG3	FFCB 0.230% 01/19/2024	2/18/2021 2/19/2021	\$575,000.00	\$575,316.25 \$110.21	\$575,426.46	0.21%	2.556 2.541	\$99.60 \$572,677.00	(\$2,639.25)	1.08%	Aaa AA+
3134GWH90	FMCC 0.400% 03/08/2024	9/10/2020 9/11/2020	\$500,000.00	\$499,900.00	\$499,900.00	0.41%	2.690 1.289	\$99.86 \$499,290.00	(\$610.00)	0.94%	Aaa AA+
3130AB3H7	FHLB 2.375% 03/08/2024	4/25/2019 4/29/2019	\$500,000.00	\$499,765.00	\$499,765.00	2.38%	2.690 2.601	\$105.47 \$527,360.00	\$27,595.00	1.00%	Aaa AA+

POSITION STATEMENT

As of June 30, 2021



CUSIP	Security Description	Trade Date/ Settlement Date	Par Value	Principal Cost/ Purchased Interest	Total Cost	Yield at Cost	Maturity/ Duration	Market Price/ Market Value	Unrealized Gain/ (Loss)	% of Assets	Moody's/ S&P Rating
3134GWXC5	FMCC 0.350% 03/29/2024	10/21/2020 10/23/2020	\$1,000,000.00	\$999,500.00	\$999,500.00	0.36%	2.748 1.336	\$99.63 \$996,270.00	(\$3,230.00)	1.88%	Aaa AA+
3133EMWV0	FFCB 0.350% 04/22/2024	4/26/2021 4/27/2021	\$1,500,000.00	\$1,500,000.00 \$72.92	\$1,500,072.92	0.35%	2.814 2.792	\$99.75 \$1,496,250.00	(\$3,750.00)	2.83%	Aaa AA+
3130AK6G6	FHLB 0.390% 09/23/2024	9/29/2020 9/30/2020	\$810,000.00	\$809,068.50	\$809,068.50	0.42%	3.236 1.304	\$99.56 \$806,452.20	(\$2,616.30)	1.53%	Aaa AA+
3134GWUS3	FMCC 0.400% 09/24/2024	9/17/2020 9/24/2020	\$1,000,000.00	\$999,950.00	\$999,950.00	0.40%	3.238 1.568	\$99.39 \$993,940.00	(\$6,010.00)	1.88%	Aaa AA+
3133EMBD3	FFCB 0.360% 09/24/2024	9/24/2020 9/29/2020	\$1,000,000.00	\$998,750.00	\$998,750.00	0.39%	3.238 2.114	\$99.20 \$991,980.00	(\$6,770.00)	1.88%	Aaa AA+
3133EK6J0	FFCB 1.625% 11/08/2024	11/1/2019 11/8/2019	\$500,000.00	\$499,615.00	\$499,615.00	1.64%	3.362 3.267	\$103.55 \$517,750.00	\$18,135.00	0.98%	Aaa AA+
3134GV7E2	FMCC 0.500% 01/27/2025	7/8/2020 7/27/2020	\$500,000.00	\$498,600.00	\$498,600.00	0.56%	3.581 1.640	\$99.64 \$498,195.00	(\$405.00)	0.94%	Aaa AA+
3130ALZ23	FHLB 0.800% 04/28/2025	4/7/2021 4/28/2021	\$275,000.00	\$275,000.00	\$275,000.00	0.80%	3.830 1.670	\$99.78 \$274,397.75	(\$602.25)	0.52%	Aaa AA+
3133EMXS6	FFCB 0.720% 04/28/2025	4/26/2021 4/28/2021	\$1,750,000.00	\$1,748,632.81	\$1,748,632.81	0.74%	3.830 1.398	\$99.96 \$1,749,282.50	\$649.69	3.31%	Aaa AA+
3133EMZW5	FFCB 0.730% 05/19/2025	5/25/2021 5/28/2021	\$315,000.00	\$315,000.00 \$57.49	\$315,057.49	0.73%	3.888 1.448	\$99.70 \$314,045.55	(\$954.45)	0.59%	Aaa AA+
3130AMKH4	FHLB 0.750% 05/27/2025	5/13/2021 5/27/2021	\$1,000,000.00	\$1,000,000.00	\$1,000,000.00	0.75%	3.910 1.662	\$99.67 \$996,700.00	(\$3,300.00)	1.89%	Aaa AA+
3133ELH80	FFCB 0.680% 06/10/2025	6/24/2020 6/26/2020	\$750,000.00	\$750,000.00	\$750,000.00	0.68%	3.948 2.524	\$99.73 \$747,982.50	(\$2,017.50)	1.42%	Aaa AA+
3136G4J95	FNMA 0.550% 08/25/2025	8/19/2020 8/25/2020	\$500,000.00	\$499,375.00	\$499,375.00	0.58%	4.156 2.311	\$99.22 \$496,085.00	(\$3,290.00)	0.94%	Aaa AA+
3134GWZG4	FMCC 0.600% 10/20/2025	10/6/2020 10/20/2020	\$650,000.00	\$650,000.00	\$650,000.00	0.60%	4.310 2.685	\$98.98 \$643,370.00	(\$6,630.00)	1.22%	Aaa AA+
3136G45C3	FNMA 0.540% 10/27/2025	10/21/2020 10/27/2020	\$500,000.00	\$499,500.00	\$499,500.00	0.56%	4.329 3.237	\$98.83 \$494,125.00	(\$5,375.00)	0.93%	Aaa AA+
3134GW4B9	FMCC 0.500% 10/29/2025	10/9/2020 10/29/2020	\$500,000.00	\$499,000.00	\$499,000.00	0.54%	4.334 3.017	\$98.69 \$493,460.00	(\$5,540.00)	0.93%	Aaa AA+
3135GA2Z3	FNMA 0.560% 11/17/2025	11/12/2020 11/17/2020	\$525,000.00	\$523,818.75	\$523,818.75	0.61%	4.386 3.282	\$98.82 \$518,789.25	(\$5,029.50)	0.98%	Aaa AA+
3134GXFV1	FMCC 0.625% 12/17/2025	12/3/2020 12/17/2020	\$500,000.00	\$499,750.00	\$499,750.00	0.64%	4.468 2.763	\$99.09 \$495,455.00	(\$4,295.00)	0.94%	Aaa AA+

POSITION STATEMENT

As of June 30, 2021



CUSIP	Security Description	Trade Date/ Settlement Date	Par Value	Principal Cost/ Purchased Interest	Total Cost	Yield at Cost	Maturity/ Duration	Market Price/ Market Value	Unrealized Gain/ (Loss)	% of Assets	Moody's/ S&P Rating
3133EMQX3	FFCB 0.590% 02/17/2026	2/18/2021 2/25/2021	\$500,000.00	\$498,045.00 \$65.56	\$498,110.56	0.67%	4.638 2.685	\$98.84 \$494,175.00	(\$3,870.00)	0.93%	Aaa AA+
3130AKVV5	FHLB 0.500% 02/18/2026	1/28/2021 2/18/2021	\$1,000,000.00	\$1,000,000.00	\$1,000,000.00	0.50%	4.641 3.258	\$98.38 \$983,830.00	(\$16,170.00)	1.86%	Aaa AA+
31422XBN1	AGM 0.690% 02/25/2026	2/18/2021 2/25/2021	\$500,000.00	\$499,850.00	\$499,850.00	0.70%	4.660 3.031	\$98.70 \$493,490.00	(\$6,360.00)	0.93%	
3130ALKA1	FHLB 1.000% 03/17/2026	3/1/2021 3/17/2021	\$500,000.00	\$500,000.00	\$500,000.00	1.00%	4.715 1.928	\$99.47 \$497,340.00	(\$2,660.00)	0.94%	Aaa AA+
3130ALSX3	FHLB 1.020% 03/30/2026	3/22/2021 3/30/2021	\$500,000.00	\$500,000.00	\$500,000.00	1.02%	4.751 1.816	\$99.86 \$499,300.00	(\$700.00)	0.94%	Aaa AA+
3130AMNX6	FHLB 1.020% 06/10/2026	5/26/2021 6/10/2021	\$685,000.00	\$685,000.00	\$685,000.00	1.02%	4.948 2.142	\$99.56 \$681,965.45	(\$3,034.55)	1.29%	Aaa AA+
SubTotal			\$24,760,000.00	\$24,719,520.31 \$306.18	\$24,719,826.49	0.75%		\$24,727,704.20	\$8,183.89	46.78%	
Commercial Paper											
89233GUP9	Toyota Motor Credit Corporation 07/23/2021	10/26/2020 10/27/2020	\$500,000.00	\$499,065.97	\$499,065.97	0.25%	0.063 0.066	\$100.00 \$499,975.00	\$909.03	0.95%	P-1 A-1+
2254EAVA8	Credit Suisse Securities (USA) LLC 08/10/2021	11/13/2020 11/17/2020	\$500,000.00	\$499,002.50	\$499,002.50	0.27%	0.112 0.115	\$99.99 \$499,950.00	\$947.50	0.95%	P-1 A-1
62479LWD3	MUFG Bank, Ltd. 09/13/2021	12/16/2020 12/17/2020	\$350,000.00	\$349,396.25	\$349,396.25	0.23%	0.205 0.208	\$99.98 \$349,919.50	\$523.25	0.66%	P-1 A-1
2254EAX16	Credit Suisse Holdings (USA), Inc. 10/01/2021	1/4/2021 1/5/2021	\$500,000.00	\$499,103.33	\$499,103.33	0.24%	0.255 0.257	\$99.97 \$499,845.00	\$741.67	0.95%	P-1 A-1
46640PXV0	J.P. Morgan Securities LLC 10/29/2021	2/1/2021 2/2/2021	\$500,000.00	\$499,364.86	\$499,364.86	0.17%	0.332 0.334	\$99.96 \$499,780.00	\$415.14	0.95%	P-1 A-1
22533UAR4	Credit Agricole Corporate and Investment Bank 01/25/2022	4/30/2021 4/30/2021	\$2,500,000.00	\$2,496,625.00	\$2,496,625.00	0.18%	0.573 0.575	\$99.91 \$2,497,825.00	\$1,200.00	4.73%	P-1 A-1
62479MB44	MUFG Bank, Ltd. 02/04/2022	5/10/2021 5/10/2021	\$1,000,000.00	\$999,025.00	\$999,025.00	0.13%	0.600 0.602	\$99.90 \$998,970.00	(\$55.00)	1.89%	P-1 A-1
SubTotal			\$5,850,000.00	\$5,841,582.91	\$5,841,582.91	0.19%		\$5,846,264.50	\$4,681.59	11.06%	

POSITION STATEMENT

As of June 30, 2021



CUSIP	Security Description	Trade Date/ Settlement Date	Par Value	Principal Cost/ Purchased Interest	Total Cost	Yield at Cost	Maturity/ Duration	Market Price/ Market Value	Unrealized Gain/ (Loss)	% of Assets	Moody's/ S&P Rating
Municipal Bond											
6775228B3	Ohio, State of 0.350% 05/01/2023	3/8/2021 3/17/2021	\$325,000.00	\$325,000.00	\$325,000.00	0.35%	1.836 1.828	\$100.10 \$325,321.75	\$321.75	0.62%	Aa1 AA+
SubTotal			\$325,000.00	\$325,000.00	\$325,000.00	0.35%		\$325,321.75	\$321.75	0.62%	
Negotiable Certificate of Deposit											
33847E2Q9	Flagstar Bank, FSB 2.400% 12/28/2021	6/19/2019 6/28/2019	\$246,000.00	\$245,877.00	\$245,877.00	2.42%	0.496 0.498	\$101.19 \$248,927.40	\$3,050.40	0.47%	
90348JSW1	UBS Bank USA 1.000% 03/11/2022	3/3/2020 3/11/2020	\$249,000.00	\$248,502.00	\$248,502.00	1.10%	0.696 0.696	\$100.66 \$250,650.87	\$2,148.87	0.47%	
15201QCD7	Centerstate Bank Corporation 1.000% 03/21/2022	3/9/2020 3/20/2020	\$248,000.00	\$248,000.00	\$248,000.00	1.00%	0.723 0.723	\$100.69 \$249,718.64	\$1,718.64	0.47%	
12556LBU9	CIT Bank, National Association 1.050% 03/28/2022	3/9/2020 3/26/2020	\$248,000.00	\$248,000.00	\$248,000.00	1.05%	0.742 0.742	\$100.75 \$249,855.04	\$1,855.04	0.47%	
72345SKS9	Pinnacle Bank 0.900% 05/09/2022	4/24/2020 5/7/2020	\$248,000.00	\$247,752.00	\$247,752.00	0.95%	0.858 0.857	\$100.72 \$249,785.60	\$2,033.60	0.47%	
02007GKC6	Ally Bank 2.500% 06/06/2022	6/3/2019 6/6/2019	\$246,000.00	\$245,262.00	\$245,262.00	2.61%	0.934 0.930	\$102.28 \$251,616.18	\$6,354.18	0.48%	
61690UGU8	Morgan Stanley Bank, National Association 2.550% 06/06/2022	6/3/2019 6/6/2019	\$246,000.00	\$245,139.00	\$245,139.00	2.67%	0.934 0.930	\$102.33 \$251,731.80	\$6,592.80	0.48%	
59013KAS5	Merrick Bank Corporation 2.350% 06/20/2022	6/11/2019 6/20/2019	\$210,000.00	\$209,559.00	\$209,559.00	2.42%	0.973 0.964	\$102.21 \$214,632.60	\$5,073.60	0.41%	
20726ACE6	Congressional Bank 0.200% 09/19/2022	9/11/2020 9/18/2020	\$249,000.00	\$248,875.50	\$248,875.50	0.22%	1.222 1.221	\$100.10 \$249,241.53	\$366.03	0.47%	
05580ATH7	BMW Bank of North America 1.800% 11/29/2022	12/17/2019 12/19/2019	\$247,000.00	\$246,644.32	\$246,644.32	1.85%	1.416 1.404	\$102.35 \$252,809.44	\$6,165.12	0.48%	
949495AQ8	Wells Fargo National Bank West 1.900% 01/17/2023	1/8/2020 1/17/2020	\$249,000.00	\$248,564.25	\$248,564.25	1.96%	1.551 1.528	\$102.69 \$255,685.65	\$7,121.40	0.48%	

POSITION STATEMENT

As of June 30, 2021



CUSIP	Security Description	Trade Date/ Settlement Date	Par Value	Principal Cost/ Purchased Interest	Total Cost	Yield at Cost	Maturity/ Duration	Market Price/ Market Value	Unrealized Gain/ (Loss)	% of Assets	Moody's/ S&P Rating
88224PLY3	Texas Capital Bank, National Association 0.300% 02/07/2023	8/7/2020 8/11/2020	\$249,000.00	\$248,626.50	\$248,626.50	0.36%	1.608 1.603	\$100.20 \$249,507.96	\$881.46	0.47%	
81768PAF3	ServisFirst Bank 1.600% 02/21/2023	2/12/2020 2/21/2020	\$249,000.00	\$248,502.00	\$248,502.00	1.67%	1.647 1.625	\$102.33 \$254,811.66	\$6,309.66	0.48%	
02589AB50	American Express National Bank 1.450% 03/31/2023	3/24/2020 3/31/2020	\$248,000.00	\$247,132.00	\$247,132.00	1.57%	1.751 1.729	\$102.21 \$253,470.88	\$6,338.88	0.48%	
70212VAA6	Partners Bank 0.350% 06/30/2023	6/24/2020 6/30/2020	\$245,000.00	\$244,448.75	\$244,448.75	0.43%	2.000 1.991	\$100.25 \$245,605.15	\$1,156.40	0.46%	
75472RAD3	Raymond James Bank, National Association 1.950% 08/23/2023	8/14/2019 8/26/2019	\$247,000.00	\$246,506.00	\$246,506.00	2.00%	2.148 2.099	\$103.67 \$256,072.31	\$9,566.31	0.48%	
29278TLF5	EnerBank USA 1.800% 09/13/2023	9/5/2019 9/16/2019	\$249,000.00	\$248,751.00	\$248,751.00	1.83%	2.205 2.160	\$103.43 \$257,528.25	\$8,777.25	0.49%	
06251A2E9	Bank Hapoalim B.M. 0.300% 09/14/2023	9/4/2020 9/14/2020	\$249,000.00	\$248,502.00	\$248,502.00	0.37%	2.208 2.198	\$100.13 \$249,313.74	\$811.74	0.47%	
538036HC1	Live Oak Banking Company 1.800% 12/11/2023	12/6/2019 12/11/2019	\$100,000.00	\$99,700.00	\$99,700.00	1.88%	2.449 2.392	\$103.75 \$103,754.00	\$4,054.00	0.20%	
87270LDK6	TIAA, FSB 0.200% 02/12/2024	2/18/2021 2/22/2021	\$249,000.00	\$248,253.00 \$13.64	\$248,266.64	0.30%	2.622 2.609	\$99.80 \$248,502.00	\$249.00	0.47%	
05465DAK4	Axos Bank 1.650% 03/26/2024	2/27/2020 3/26/2020	\$249,000.00	\$248,564.25	\$248,564.25	1.70%	2.740 2.676	\$103.73 \$258,275.25	\$9,711.00	0.49%	
654062JR0	Nicolet National Bank 1.150% 03/28/2024	3/25/2020 3/31/2020	\$249,000.00	\$245,265.00	\$245,265.00	1.54%	2.745 2.696	\$102.36 \$254,878.89	\$9,613.89	0.48%	
7954502H7	Sallie Mae Bank 2.800% 04/17/2024	4/9/2019 4/17/2019	\$110,000.00	\$109,505.00	\$109,505.00	2.90%	2.800 2.697	\$107.01 \$117,706.60	\$8,201.60	0.22%	
32056GDH0	First Internet Bancorp 0.850% 05/13/2024	5/6/2020 5/11/2020	\$249,000.00	\$248,751.00	\$248,751.00	0.88%	2.871 2.830	\$101.58 \$252,941.67	\$4,190.67	0.48%	
88241THF0	Texas Exchange Bank, SSB 0.850% 05/20/2024	5/13/2020 5/20/2020	\$249,000.00	\$248,253.00	\$248,253.00	0.93%	2.890 0.692	\$100.05 \$249,114.54	\$861.54	0.47%	

POSITION STATEMENT

As of June 30, 2021



CUSIP	Security Description	Trade Date/ Settlement Date	Par Value	Principal Cost/ Purchased Interest	Total Cost	Yield at Cost	Maturity/ Duration	Market Price/ Market Value	Unrealized Gain/ (Loss)	% of Assets	Moody's/ S&P Rating
88413QCN6	Third Federal Savings and Loan Association of Cleveland 0.750% 05/21/2024	5/6/2020 5/22/2020	\$249,000.00	\$248,751.00	\$248,751.00	0.78%	2.893 2.859	\$101.30 \$252,246.96	\$3,495.96	0.48%	
14042TAP2	Capital One Bank (Usa), National Association 2.650% 05/22/2024	5/15/2019 5/30/2019	\$246,000.00	\$244,524.00	\$244,524.00	2.78%	2.896 2.797	\$106.80 \$262,720.62	\$18,196.62	0.50%	
14042RLP4	Capital One, National Association 2.650% 05/22/2024	5/15/2019 5/30/2019	\$246,000.00	\$244,524.00	\$244,524.00	2.78%	2.896 2.797	\$106.80 \$262,720.62	\$18,196.62	0.50%	
38149MAZ6	Goldman Sachs Bank USA Holdings LLC 2.700% 06/05/2024	6/3/2019 6/5/2019	\$246,000.00	\$245,200.50	\$245,200.50	2.77%	2.934 2.833	\$107.02 \$263,264.28	\$18,063.78	0.50%	
61760AE88	Morgan Stanley Private Bank, National Association 2.700% 06/06/2024	6/3/2019 6/6/2019	\$246,000.00	\$245,139.00	\$245,139.00	2.78%	2.937 2.836	\$107.02 \$263,279.04	\$18,140.04	0.50%	
20033AZ58	Comenity Capital Bank 2.500% 06/27/2024	6/25/2019 6/27/2019	\$249,000.00	\$249,000.00	\$249,000.00	2.50%	2.995 2.885	\$106.54 \$265,277.13	\$16,277.13	0.50%	
15118RRH2	Celtic Bank Corporation 1.850% 08/30/2024	8/16/2019 8/30/2019	\$249,000.00	\$248,285.37	\$248,285.37	1.91%	3.170 3.071	\$104.78 \$260,912.16	\$12,626.79	0.49%	
949763M78	Wells Fargo Bank, National Association 1.950% 10/18/2024	10/25/2019 10/29/2019	\$225,000.00	\$224,437.50	\$224,437.50	2.00%	3.304 3.193	\$104.99 \$236,225.25	\$11,787.75	0.45%	
856285SN2	State Bank of India 1.900% 01/22/2025	1/8/2020 1/22/2020	\$247,000.00	\$244,777.00	\$244,777.00	2.09%	3.567 3.430	\$105.33 \$260,165.10	\$15,388.10	0.49%	
87165E2M8	Synchrony Bank 1.250% 04/24/2025	4/20/2020 4/24/2020	\$248,000.00	\$246,326.00	\$246,326.00	1.39%	3.819 3.721	\$103.11 \$255,700.40	\$9,374.40	0.48%	
44329ME33	HSBC Bank USA, National Association 1.300% 05/07/2025	4/24/2020 5/7/2020	\$248,000.00	\$247,132.00	\$247,132.00	1.37%	3.855 0.963	\$100.44 \$249,088.72	\$1,956.72	0.47%	
SubTotal			\$8,576,000.00	\$8,551,030.94 \$13.64	\$8,551,044.58	1.64%		\$8,807,737.93	\$256,706.99	16.66%	

POSITION STATEMENT

As of June 30, 2021



CUSIP	Security Description	Trade Date/ Settlement Date	Par Value	Principal Cost/ Purchased Interest	Total Cost	Yield at Cost	Maturity/ Duration	Market Price/ Market Value	Unrealized Gain/ (Loss)	% of Assets	Moody's/ S&P Rating
U.S. Treasury Note											
912828T34	UST 1.125% 09/30/2021	8/2/2017 8/3/2017	\$500,000.00	\$488,359.38	\$488,359.38	1.71%	0.252 0.255	\$100.27 \$501,345.00	\$12,985.62	0.95%	Aaa AA+
91282CCK5	UST 0.125% 06/30/2023	6/25/2021 6/30/2021	\$1,200,000.00	\$1,196,625.00	\$1,196,625.00	0.27%	2.000	\$99.75 \$1,197,000.00	\$375.00	2.26%	Aaa AA+
912828ZT0	UST 0.250% 05/31/2025	4/26/2021 4/27/2021	\$1,750,000.00	\$1,723,544.92	\$1,723,544.92	0.62%	3.921 3.883	\$98.31 \$1,720,407.50	(\$3,137.42)	3.25%	Aaa AA+
91282CBH3	UST 0.375% 01/31/2026	4/26/2021 4/27/2021	\$1,250,000.00	\$1,225,048.83 \$1,113.60	\$1,226,162.43	0.80%	4.592 4.521	\$97.97 \$1,224,612.50	(\$436.33)	2.32%	Aaa AA+
91282CBT7	UST 0.750% 03/31/2026	4/26/2021 4/27/2021	\$1,250,000.00	\$1,245,654.30 \$691.60	\$1,246,345.90	0.82%	4.753 4.640	\$99.52 \$1,244,037.50	(\$1,616.80)	2.35%	Aaa AA+
SubTotal			\$5,950,000.00	\$5,879,232.43 \$1,805.20	\$5,881,037.63	0.72%		\$5,887,402.50	\$8,170.07	11.14%	
Grand Total			\$52,722,107.30	\$52,577,473.89 \$2,125.02	\$52,579,598.91	0.74%		\$52,855,538.18	\$278,064.29	100.00%	

TRANSACTION STATEMENT

As of June 30, 2021



Transaction Type	Trade Date	Settlement Date	CUSIP	Security Description	Par Value	Principal Amount	Purchased Interest	Total Cost	Yield at Cost
Purchase									
Purchase	5/26/2021	6/10/2021	3130AMNX6	FHLB 1.020% 06/10/2026	685,000.00	685,000.00		685,000.00	1.02%
Purchase	6/25/2021	6/30/2021	91282CCK5	UST 0.125% 06/30/2023	1,200,000.00	1,196,625.00		1,196,625.00	0.27%
Total					1,885,000.00	1,881,625.00		1,881,625.00	

Transaction Type	Trade Date	Settlement Date	CUSIP	Security Description	Par Value	Principal Cost	Total Proceeds	Realized Gain/Loss
Maturity								
Maturity	6/4/2021	6/4/2021	06366GT41	Bank of Montreal 06/04/2021	1,000,000.00	998,856.39	1,000,000.00	1,143.61
Total					1,000,000.00	998,856.39	1,000,000.00	1,143.61

Transaction Type	Payment Date	Settlement Date	CUSIP	Security Description	Interest Received
Interest/Dividends					
Interest/Dividends	6/1/2021	6/1/2021	654062JR0	Nicolet National Bank 1.150% 03/28/2024	243.20
Interest/Dividends	6/1/2021	6/1/2021	15118RRH2	Celtic Bank Corporation 1.850% 08/30/2024	378.62
Interest/Dividends	6/1/2021	6/1/2021	70212VAA6	Partners Bank 0.350% 06/30/2023	70.48
Interest/Dividends	6/1/2021	6/1/2021	912828ZT0	UST 0.250% 05/31/2025	2,187.50
Interest/Dividends	6/1/2021	6/1/2021	05580ATH7	BMW Bank of North America 1.800% 11/29/2022	2,204.73
Interest/Dividends	6/1/2021	6/1/2021	538036HC1	Live Oak Banking Company 1.800% 12/11/2023	152.88
Interest/Dividends	6/1/2021	6/1/2021	31846V567	First American Funds, Inc.	11.30
Interest/Dividends	6/7/2021	6/7/2021	02007GKC6	Ally Bank 2.500% 06/06/2022	3,066.58

TRANSACTION STATEMENT

As of June 30, 2021



Transaction Type	Payment Date	Settlement Date	CUSIP	Security Description	Interest Received
Interest/Dividends	6/7/2021	6/7/2021	61690UGU8	Morgan Stanley Bank, National Association 2.550% 06/06/2022	3,127.91
Interest/Dividends	6/7/2021	6/7/2021	38149MAZ6	Goldman Sachs Bank USA Holdings LLC 2.700% 06/05/2024	3,311.90
Interest/Dividends	6/7/2021	6/7/2021	61760AE88	Morgan Stanley Private Bank, National Association 2.700% 06/06/2024	3,311.90
Interest/Dividends	6/10/2021	6/10/2021	3134G45T1	FMCC 2.000% 12/10/2021	5,000.00
Interest/Dividends	6/10/2021	6/10/2021	3133ELH80	FFCB 0.680% 06/10/2025	2,550.00
Interest/Dividends	6/11/2021	6/11/2021	90348JSW1	UBS Bank USA 1.000% 03/11/2022	211.48
Interest/Dividends	6/11/2021	6/11/2021	32056GDH0	First Internet Bancorp 0.850% 05/13/2024	179.76
Interest/Dividends	6/14/2021	6/14/2021	29278TLF5	EnerBank USA 1.800% 09/13/2023	380.66
Interest/Dividends	6/17/2021	6/17/2021	949495AQ8	Wells Fargo National Bank West 1.900% 01/17/2023	401.81
Interest/Dividends	6/17/2021	6/17/2021	3134GXFV1	FMCC 0.625% 12/17/2025	1,562.50
Interest/Dividends	6/18/2021	6/18/2021	949763M78	Wells Fargo Bank, National Association 1.950% 10/18/2024	372.64
Interest/Dividends	6/18/2021	6/18/2021	20726ACE6	Congressional Bank 0.200% 09/19/2022	42.30
Interest/Dividends	6/21/2021	6/21/2021	81768PAF3	ServisFirst Bank 1.600% 02/21/2023	338.37
Interest/Dividends	6/21/2021	6/21/2021	59013KAS5	Merrick Bank Corporation 2.350% 06/20/2022	419.14
Interest/Dividends	6/21/2021	6/21/2021	88241THF0	Texas Exchange Bank, SSB 0.850% 05/20/2024	179.76
Interest/Dividends	6/28/2021	6/28/2021	33847E2Q9	Flagstar Bank, FSB 2.400% 12/28/2021	2,943.91
Interest/Dividends	6/28/2021	6/28/2021	05465DAK4	Axos Bank 1.650% 03/26/2024	348.94
Interest/Dividends	6/28/2021	6/28/2021	3137EAES4	FMCC 0.250% 06/26/2023	625.00
Interest/Dividends	6/28/2021	6/28/2021	20033AZ58	Comenity Capital Bank 2.500% 06/27/2024	528.70

TRANSACTION STATEMENT

As of June 30, 2021



Transaction Type	Payment Date	Settlement Date	CUSIP	Security Description	Interest Received
Interest/Dividends	6/30/2021	6/30/2021	15118RRH2	Celtic Bank Corporation 1.850% 08/30/2024	391.24
Interest/Dividends	6/30/2021	6/30/2021	654062JR0	Nicolet National Bank 1.150% 03/28/2024	235.36
Interest/Dividends	6/30/2021	6/30/2021	70212VAA6	Partners Bank 0.350% 06/30/2023	72.83
Total					34,851.40

Transaction Type	Trade Date	Settlement Date	Transaction Description	Amount
Custodian Fee				
Custodian Fee	6/24/2021	6/24/2021	Cash Out	(380.66)
Total				(380.66)

STATEMENT DISCLOSURE

As of June 30, 2021



Meeder provides monthly statements for its investment management clients to provide information about the investment portfolio. The information should not be used for audit or confirmation purposes. Please review your custodial statements and report any inaccuracies or discrepancies.

Certain information and data has been supplied by unaffiliated third parties. Although Meeder believes the information is reliable, it cannot warrant the accuracy of information offered by third parties. Market value may reflect prices received from pricing vendors when current market quotations are not available. Prices may not reflect firm bids or offers and may differ from the value at which the security can be sold.

Statements may include positions from unmanaged accounts provided for reporting purposes. Unmanaged accounts are managed directly by the client and are not included in the accounts managed by the investment adviser. This information is provided as a client convenience and the investment adviser assumes no responsibility for performance of these accounts or the accuracy of the data reported.

Investing involves risk. Past performance is no guarantee of future results. Debt and fixed income securities are subject to credit and interest rate risk. The investment return and principal value of an investment will fluctuate so that an investors shares, when redeemed, may be worth more or less than their original cost. Current performance may be lower or higher than the performance data quoted.

Meeder Investment Management is the global brand for the Meeder group of affiliated companies. Investment advisory services are provided through Meeder Public Funds, Inc. Please contact us if you would like to receive a copy of our current ADV disclosure brochure or privacy policy.



Cleveland Public Library 2019A Tax-Exempt Bond Proceeds

Monthly Investment Report
June 30, 2021

Your Investment Representative:

Jim McCourt
(614) 923-1151
jmccourt@meederinvestment.com

For questions about your account please contact your investment representative or contact publicfundsoperations@meederinvestment.com
Dublin, Ohio | Lansing, Michigan | Long Beach, California | 866-633-3371 | www.meederpublicfunds.com

PORTFOLIO SUMMARY

As of June 30, 2021



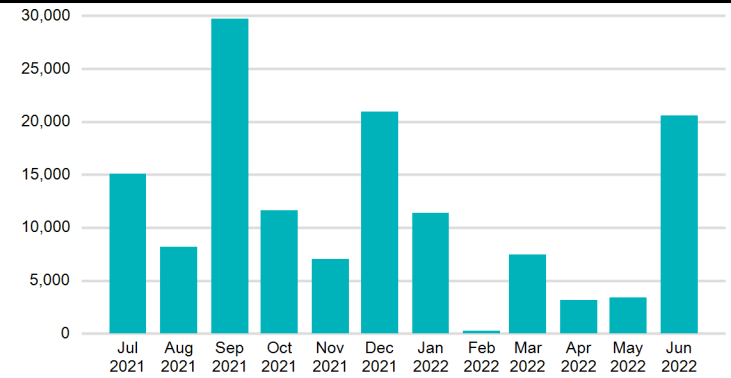
MONTHLY RECONCILIATION

Beginning Book Value	54,143,044.25
Contributions	
Withdrawals	
Prior Month Custodian Fees	(452.38)
Realized Gains/Losses	42,581.64
Purchased Interest	(1,451.97)
Gross Interest Earnings	33,754.99
Ending Book Value	54,217,476.53

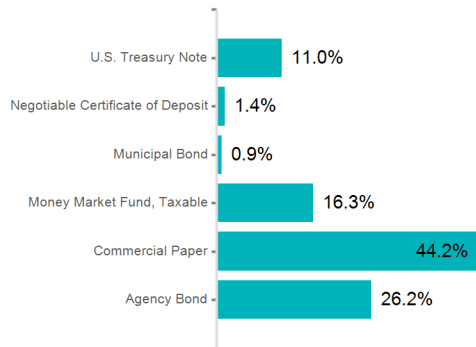
PORTFOLIO CHARACTERISTICS

Portfolio Yield to Maturity	0.33%
Portfolio Effective Duration	0.51 yrs
Weighted Average Maturity	0.58 yrs

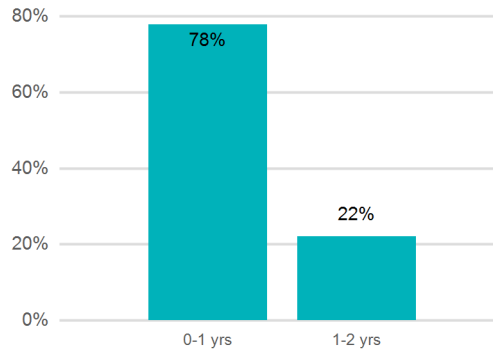
PROJECTED MONTHLY INCOME SCHEDULE



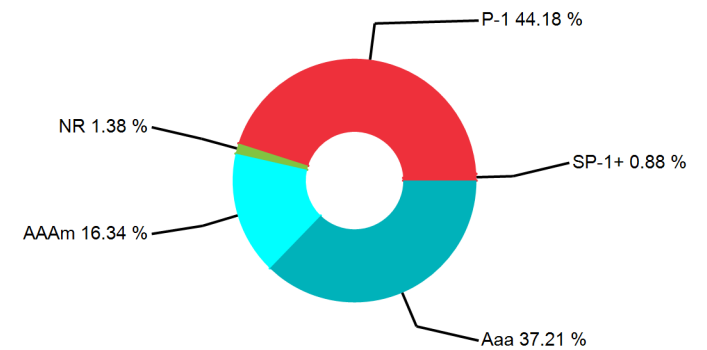
SECTOR ALLOCATION



MATURITY DISTRIBUTION



CREDIT QUALITY



Cleveland Public Library 2019A Tax-Exempt Bond Proceeds

PROJECTED INCOME SCHEDULE

As of June 30, 2021



CUSIP	SECURITY DESCRIPTION	Jul 2021	Aug 2021	Sep 2021	Oct 2021	Nov 2021	Dec 2021	Jan 2022	Feb 2022	Mar 2022	Apr 2022	May 2022	Jun 2022
084601XB4	Legacy Banks 1.250% 04/21/2022				1,554						1,929		
22533UAR4	Credit Agricole Corporate and Investment Bank 01/25/2022							4,050					
2254EAVA8	Credit Suisse Securities (USA) LLC 08/10/2021		4,988										
2254EAVT7	Credit Suisse Securities (USA) LLC 08/27/2021		2,914										
2254EBCR0	Credit Suisse AG 03/25/2022									670			
2906416L8	Elyria, City of 0.750% 06/29/2022												717
30229AU98	Exxon Mobil Corporation 07/09/2021	3,894											
3130AKJD9	FHLB 0.140% 12/29/2022							1,400					1,400
3133EA4C9	FFCB 1.680% 10/12/2021				8,600								
3133EKP67	FFCB 1.625% 09/17/2021			22,950									
3133EKZY5	FFCB 1.550% 06/01/2022							11,625					18,495
3133ELTZ7	FFCB 0.625% 03/18/2022			3,125						4,985			
3133ELW67	FFCB 0.220% 07/21/2022	2,750						2,750					
3133ELZN7	FFCB 0.160% 05/18/2022					2,148						2,175	
3133EMCH3	FFCB 0.160% 10/13/2022				1,200						1,200		
33651NAF9	First State Bank of The Southeast, Inc 1.350% 03/31/2022	285	285	276	285	276	285	285	258	534			
46640PZG1	J.P. Morgan Securities LLC 12/16/2021							1,016					
62479LWD3	MUFG Bank, Ltd. 09/13/2021			2,156									
62479LZD0	MUFG Bank, Ltd. 12/13/2021							960					
63873JYF1	Natixis 11/15/2021					3,375							
63873JZD5	Natixis 12/13/2021							3,766					

Cleveland Public Library 2019A Tax-Exempt Bond Proceeds

PROJECTED INCOME SCHEDULE

As of June 30, 2021



CUSIP	SECURITY DESCRIPTION	Jul 2021	Aug 2021	Sep 2021	Oct 2021	Nov 2021	Dec 2021	Jan 2022	Feb 2022	Mar 2022	Apr 2022	May 2022	Jun 2022
63873KA72	Natixis 01/07/2022							1,563					
89233GU95	Toyota Motor Credit Corporation 07/09/2021	2,326											
89233GUP9	Toyota Motor Credit Corporation 07/23/2021	3,736											
89233HA79	Toyota Motor Credit Corporation 01/07/2022							1,489					
8923A0ZH9	Toyota Credit de Puerto Rico Corp. 12/17/2021						1,898						
91282CBG5	UST 0.125% 01/31/2023	1,250						1,250					
91282CBU4	UST 0.125% 03/31/2023			1,250						1,250			
91282CCD1	UST 0.125% 05/31/2023					1,250						1,250	
92937CKB3	Wex Bank 1.250% 07/09/2021	835											
TOTAL		15,077	8,187	29,758	11,640	7,049	20,950	11,388	258	7,439	3,129	3,425	20,612

POSITION STATEMENT

As of June 30, 2021



CUSIP	Security Description	Trade Date/ Settlement Date	Par Value	Principal Cost/ Purchased Interest	Total Cost	Yield at Cost	Maturity/ Duration	Market Price/ Market Value	Unrealized Gain/ (Loss)	% of Assets	Moody's/ S&P Rating
Cash and Cash Equivalents											
31846V567	First American Funds, Inc.	6/30/2021 6/30/2021	\$8,875,291.73	\$8,875,291.73	\$8,875,291.73	0.02%	0.003 0.003	\$1.00 \$8,875,291.73	\$0.00	16.34%	AAAm
SubTotal			\$8,875,291.73	\$8,875,291.73	\$8,875,291.73	0.02%		\$8,875,291.73	\$0.00	16.34%	
Agency Bond											
3133EKP67	FFCB 1.625% 09/17/2021	9/13/2019 9/17/2019	\$2,000,000.00	\$1,993,300.00	\$1,993,300.00	1.80%	0.216 0.219	\$100.34 \$2,006,840.00	\$13,540.00	3.70%	Aaa AA+
3133EA4C9	FFCB 1.680% 10/12/2021	9/10/2019 9/11/2019	\$1,000,000.00	\$999,800.00	\$999,800.00	1.69%	0.285 0.287	\$100.47 \$1,004,650.00	\$4,850.00	1.85%	Aaa AA+
3133ELTZ7	FFCB 0.625% 03/18/2022	3/17/2020 3/18/2020	\$1,000,000.00	\$998,140.00	\$998,140.00	0.72%	0.715 0.715	\$100.38 \$1,003,800.00	\$5,660.00	1.85%	Aaa AA+
3133ELZN7	FFCB 0.160% 05/18/2022	10/8/2020 10/9/2020	\$2,685,000.00	\$2,684,973.15	\$2,684,973.15	0.16%	0.882 0.884	\$100.07 \$2,686,745.25	\$1,772.10	4.95%	Aaa AA+
3133EKZY5	FFCB 1.550% 06/01/2022	9/19/2019 9/20/2019	\$1,500,000.00	\$1,493,130.00	\$1,493,130.00	1.72%	0.921 0.918	\$101.32 \$1,519,860.00	\$26,730.00	2.80%	Aaa AA+
3133ELW67	FFCB 0.220% 07/21/2022	7/21/2020 7/22/2020	\$2,500,000.00	\$2,498,125.00	\$2,498,125.00	0.26%	1.058 0.141	\$100.01 \$2,500,225.00	\$2,100.00	4.60%	Aaa AA+
3133EMCH3	FFCB 0.160% 10/13/2022	10/6/2020 10/13/2020	\$1,500,000.00	\$1,498,500.00	\$1,498,500.00	0.21%	1.288 0.733	\$100.01 \$1,500,075.00	\$1,575.00	2.76%	Aaa AA+
3130AKJD9	FHLB 0.140% 12/29/2022	12/9/2020 12/29/2020	\$2,000,000.00	\$1,997,600.00	\$1,997,600.00	0.20%	1.499 1.003	\$99.77 \$1,995,420.00	(\$2,180.00)	3.67%	Aaa AA+
SubTotal			\$14,185,000.00	\$14,163,568.15	\$14,163,568.15	0.73%		\$14,217,615.25	\$54,047.10	26.18%	
Commercial Paper											
30229AU98	Exxon Mobil Corporation 07/09/2021	10/14/2020 10/15/2020	\$2,500,000.00	\$2,496,106.25	\$2,496,106.25	0.21%	0.025 0.027	\$100.00 \$2,499,950.00	\$3,843.75	4.60%	P-1 A-1+
89233GU95	Toyota Motor Credit Corporation 07/09/2021	10/13/2020 10/14/2020	\$1,250,000.00	\$1,247,673.61	\$1,247,673.61	0.25%	0.025 0.027	\$100.00 \$1,249,975.00	\$2,301.39	2.30%	P-1 A-1+
89233GUP9	Toyota Motor Credit Corporation 07/23/2021	10/26/2020 10/27/2020	\$2,000,000.00	\$1,996,263.89	\$1,996,263.89	0.25%	0.063 0.066	\$100.00 \$1,999,900.00	\$3,636.11	3.68%	P-1 A-1+

Cleveland Public Library 2019A Tax-Exempt Bond Proceeds

POSITION STATEMENT

As of June 30, 2021



CUSIP	Security Description	Trade Date/ Settlement Date	Par Value	Principal Cost/ Purchased Interest	Total Cost	Yield at Cost	Maturity/ Duration	Market Price/ Market Value	Unrealized Gain/ (Loss)	% of Assets	Moody's/ S&P Rating
2254EAVA8	Credit Suisse Securities (USA) LLC 08/10/2021	11/13/2020 11/17/2020	\$2,500,000.00	\$2,495,012.50	\$2,495,012.50	0.27%	0.112 0.115	\$99.99 \$2,499,750.00	\$4,737.50	4.60%	P-1 A-1
2254EAVT7	Credit Suisse Securities (USA) LLC 08/27/2021	11/30/2020 12/1/2020	\$1,500,000.00	\$1,497,085.83	\$1,497,085.83	0.26%	0.159 0.162	\$99.99 \$1,499,790.00	\$2,704.17	2.76%	P-1 A-1
62479LWD3	MUFG Bank, Ltd. 09/13/2021	12/16/2020 12/17/2020	\$1,250,000.00	\$1,247,843.75	\$1,247,843.75	0.23%	0.205 0.208	\$99.98 \$1,249,712.50	\$1,868.75	2.30%	P-1 A-1
63873JYF1	Natixis 11/15/2021	2/17/2021 2/18/2021	\$2,500,000.00	\$2,496,625.00	\$2,496,625.00	0.18%	0.378 0.380	\$99.95 \$2,498,750.00	\$2,125.00	4.60%	P-1 A-1
63873JZD5	Natixis 12/13/2021	3/18/2021 3/19/2021	\$2,400,000.00	\$2,396,234.00	\$2,396,234.00	0.21%	0.455 0.457	\$99.94 \$2,398,440.00	\$2,206.00	4.42%	P-1 A-1
62479LZD0	MUFG Bank, Ltd. 12/13/2021	3/18/2021 3/18/2021	\$800,000.00	\$799,040.00	\$799,040.00	0.16%	0.455 0.457	\$99.94 \$799,480.00	\$440.00	1.47%	P-1 A-1
46640PZG1	J.P. Morgan Securities LLC 12/16/2021	3/22/2021 3/23/2021	\$650,000.00	\$648,983.83	\$648,983.83	0.21%	0.463 0.465	\$99.93 \$649,571.00	\$587.17	1.20%	P-1 A-1
8923A0ZH9	Toyota Credit de Puerto Rico Corp. 12/17/2021	3/19/2021 3/22/2021	\$1,150,000.00	\$1,148,102.50	\$1,148,102.50	0.22%	0.466 0.468	\$99.93 \$1,149,241.00	\$1,138.50	2.12%	P-1 A-1+
89233HA79	Toyota Motor Credit Corporation 01/07/2022	4/12/2021 4/14/2021	\$1,000,000.00	\$998,511.11	\$998,511.11	0.20%	0.523 0.525	\$99.92 \$999,200.00	\$688.89	1.84%	P-1 A-1+
63873KA72	Natixis 01/07/2022	4/13/2021 4/14/2021	\$1,000,000.00	\$998,436.67	\$998,436.67	0.21%	0.523 0.525	\$99.92 \$999,200.00	\$763.33	1.84%	P-1 A-1
22533UAR4	Credit Agricole Corporate and Investment Bank 01/25/2022	4/30/2021 4/30/2021	\$3,000,000.00	\$2,995,950.00	\$2,995,950.00	0.18%	0.573 0.575	\$99.91 \$2,997,390.00	\$1,440.00	5.52%	P-1 A-1
2254EBCR0	Credit Suisse AG 03/25/2022	6/30/2021 6/30/2021	\$500,000.00	\$499,330.00	\$499,330.00	0.18%	0.734 0.733	\$99.87 \$499,330.00	\$0.00	0.92%	P-1 A-1
SubTotal			\$24,000,000.00	\$23,961,198.94	\$23,961,198.94	0.22%		\$23,989,679.50	\$28,480.56	44.18%	
Municipal Bond											
2906416L8	Elyria, City of 0.750% 06/29/2022	6/10/2021 6/29/2021	\$340,000.00	\$342,036.60	\$342,036.60	0.15%	0.997 0.998	\$100.60 \$342,023.00	(\$13.60)	0.63%	SP-1+

POSITION STATEMENT

As of June 30, 2021



CUSIP	Security Description	Trade Date/ Settlement Date	Par Value	Principal Cost/ Purchased Interest	Total Cost	Yield at Cost	Maturity/ Duration	Market Price/ Market Value	Unrealized Gain/ (Loss)	% of Assets	Moody's/ S&P Rating
2906416L8	Elyria, City of 0.750% 06/29/2022	6/11/2021 6/29/2021	\$135,000.00	\$135,808.65	\$135,808.65	0.15%	0.997 0.998	\$100.60 \$135,803.25	(\$5.40)	0.25%	SP-1+
SubTotal			\$475,000.00	\$477,845.25	\$477,845.25	0.15%		\$477,826.25	(\$19.00)	0.88%	
Negotiable Certificate of Deposit											
92937CKB3	Wex Bank 1.250% 07/09/2021	4/2/2020 4/9/2020	\$248,000.00	\$247,938.00	\$247,938.00	1.27%	0.025 0.027	\$100.03 \$248,081.84	\$143.84	0.46%	
33651NAF9	First State Bank of The Southeast, Inc 1.350% 03/31/2022	3/26/2020 3/31/2020	\$249,000.00	\$248,751.00	\$248,751.00	1.40%	0.751 0.749	\$100.97 \$251,422.77	\$2,671.77	0.46%	
084601XB4	Legacy Banks 1.250% 04/21/2022	4/2/2020 4/8/2020	\$248,000.00	\$247,727.20	\$247,727.20	1.31%	0.808 0.807	\$100.97 \$250,400.64	\$2,673.44	0.46%	
SubTotal			\$745,000.00	\$744,416.20	\$744,416.20	1.33%		\$749,905.25	\$5,489.05	1.38%	
U.S. Treasury Note											
91282CBG5	UST 0.125% 01/31/2023	6/21/2021 6/22/2021	\$2,000,000.00	\$1,996,953.13 \$980.66	\$1,997,933.79	0.22%	1.589 1.587	\$99.90 \$1,997,960.00	\$1,006.87	3.68%	Aaa AA+
91282CBU4	UST 0.125% 03/31/2023	6/3/2021 6/4/2021	\$2,000,000.00	\$1,999,375.00 \$443.99	\$1,999,818.99	0.14%	1.751 1.748	\$99.83 \$1,996,640.00	(\$2,735.00)	3.68%	Aaa AA+
91282CCD1	UST 0.125% 05/31/2023	6/3/2021 6/4/2021	\$2,000,000.00	\$1,998,828.13 \$27.32	\$1,998,855.45	0.15%	1.918 1.914	\$99.78 \$1,995,540.00	(\$3,288.13)	3.67%	Aaa AA+
SubTotal			\$6,000,000.00	\$5,995,156.26 \$1,451.97	\$5,996,608.23	0.17%		\$5,990,140.00	(\$5,016.26)	11.03%	
Grand Total			\$54,280,291.73	\$54,217,476.53 \$1,451.97	\$54,218,928.50	0.33%		\$54,300,457.98	\$82,981.45	100.00%	

TRANSACTION STATEMENT

As of June 30, 2021



Transaction Type	Trade Date	Settlement Date	CUSIP	Security Description	Par Value	Principal Amount	Purchased Interest	Total Cost	Yield at Cost
Pending Purchase									
Pending Purchase	6/25/2021	7/7/2021	987643UY7	Youngstown, City of 1.000% 07/07/2022	590,000.00	594,826.20		594,826.20	0.18%
Total					590,000.00	594,826.20		594,826.20	
Purchase									
Purchase	6/3/2021	6/4/2021	91282CBU4	UST 0.125% 03/31/2023	2,000,000.00	1,999,375.00	443.99	1,999,818.99	0.14%
Purchase	6/3/2021	6/4/2021	91282CCD1	UST 0.125% 05/31/2023	2,000,000.00	1,998,828.13	27.32	1,998,855.45	0.15%
Purchase	6/21/2021	6/22/2021	91282CBG5	UST 0.125% 01/31/2023	2,000,000.00	1,996,953.13	980.66	1,997,933.79	0.22%
Purchase	6/10/2021	6/29/2021	2906416L8	Elyria, City of 0.750% 06/29/2022	340,000.00	342,036.60		342,036.60	0.15%
Purchase	6/11/2021	6/29/2021	2906416L8	Elyria, City of 0.750% 06/29/2022	135,000.00	135,808.65		135,808.65	0.15%
Purchase	6/30/2021	6/30/2021	2254EBCR0	Credit Suisse AG 03/25/2022	500,000.00	499,330.00		499,330.00	0.18%
Total					6,975,000.00	6,972,331.51	1,451.97	6,973,783.48	

TRANSACTION STATEMENT

As of June 30, 2021



Transaction Type	Trade Date	Settlement Date	CUSIP	Security Description	Par Value	Principal Cost	Total Proceeds	Realized Gain/Loss
Called Securities								
Called Securities	6/8/2021	6/8/2021	3134GVF78	FMCC 0.300% 06/08/2022	1,500,000.00	1,499,062.50	1,500,000.00	937.50
Total					1,500,000.00	1,499,062.50	1,500,000.00	937.50

Maturity								
Maturity	6/4/2021	6/4/2021	06366GT41	Bank of Montreal 06/04/2021	2,500,000.00	2,497,140.98	2,500,000.00	2,859.02
Maturity	6/18/2021	6/18/2021	30229ATJ8	Exxon Mobil Corporation 06/18/2021	2,000,000.00	1,997,181.66	2,000,000.00	2,818.34
Maturity	6/30/2021	6/30/2021	912828S27	UST 1.125% 06/30/2021	3,175,000.00	3,139,033.22	3,175,000.00	35,966.78
Total					7,675,000.00	7,633,355.86	7,675,000.00	41,644.14

Transaction Type	Payment Date	Settlement Date	CUSIP	Security Description	Interest Received
Interest/Dividends					
Interest/Dividends	6/1/2021	6/1/2021	33651NAF9	First State Bank of The Southeast, Inc 1.350% 03/31/2022	285.50
Interest/Dividends	6/1/2021	6/1/2021	3133EKZY5	FFCB 1.550% 06/01/2022	11,625.00
Interest/Dividends	6/1/2021	6/1/2021	31846V567	First American Funds, Inc.	58.82
Interest/Dividends	6/8/2021	6/8/2021	3134GVF78	FMCC 0.300% 06/08/2022	2,250.00
Interest/Dividends	6/29/2021	6/29/2021	3130AKJD9	FHLB 0.140% 12/29/2022	1,400.00
Interest/Dividends	6/30/2021	6/30/2021	912828S27	UST 1.125% 06/30/2021	17,859.38
Interest/Dividends	6/30/2021	6/30/2021	33651NAF9	First State Bank of The Southeast, Inc 1.350% 03/31/2022	276.29
Total					33,754.99

TRANSACTION STATEMENT

As of June 30, 2021



Transaction Type	Trade Date	Settlement Date	Transaction Description	Amount
Custodian Fee				
Custodian Fee	6/24/2021	6/24/2021	Cash Out	(452.38)
Total				(452.38)

STATEMENT DISCLOSURE

As of June 30, 2021



Meeder provides monthly statements for its investment management clients to provide information about the investment portfolio. The information should not be used for audit or confirmation purposes. Please review your custodial statements and report any inaccuracies or discrepancies.

Certain information and data has been supplied by unaffiliated third parties. Although Meeder believes the information is reliable, it cannot warrant the accuracy of information offered by third parties. Market value may reflect prices received from pricing vendors when current market quotations are not available. Prices may not reflect firm bids or offers and may differ from the value at which the security can be sold.

Statements may include positions from unmanaged accounts provided for reporting purposes. Unmanaged accounts are managed directly by the client and are not included in the accounts managed by the investment adviser. This information is provided as a client convenience and the investment adviser assumes no responsibility for performance of these accounts or the accuracy of the data reported.

Investing involves risk. Past performance is no guarantee of future results. Debt and fixed income securities are subject to credit and interest rate risk. The investment return and principal value of an investment will fluctuate so that an investors shares, when redeemed, may be worth more or less than their original cost. Current performance may be lower or higher than the performance data quoted.

Meeder Investment Management is the global brand for the Meeder group of affiliated companies. Investment advisory services are provided through Meeder Public Funds, Inc. Please contact us if you would like to receive a copy of our current ADV disclosure brochure or privacy policy.



Cleveland Public Library 2019B Taxable Bond Proceeds

Monthly Investment Report
June 30, 2021

Your Investment Representative:

Jim McCourt
(614) 923-1151
jmccourt@meederinvestment.com

For questions about your account please contact your investment representative or contact publicfundsoperations@meederinvestment.com
Dublin, Ohio | Lansing, Michigan | Long Beach, California | 866-633-3371 | www.meederpublicfunds.com

PORTFOLIO SUMMARY

As of June 30, 2021



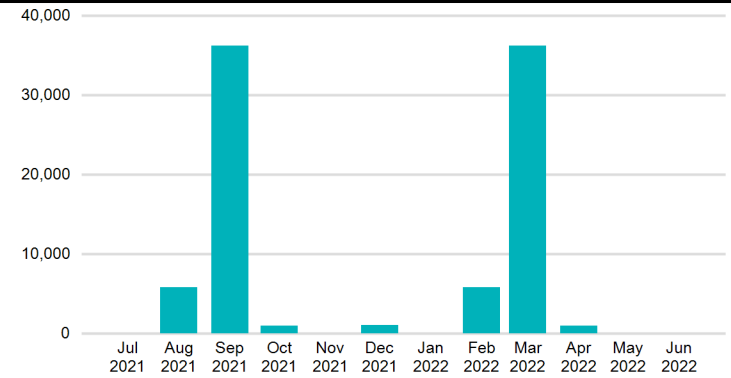
MONTHLY RECONCILIATION

Beginning Book Value	9,185,241.89
Contributions	
Withdrawals	
Prior Month Custodian Fees	(78.01)
Realized Gains/Losses	450.00
Gross Interest Earnings	2,629.26
Ending Book Value	9,188,243.14

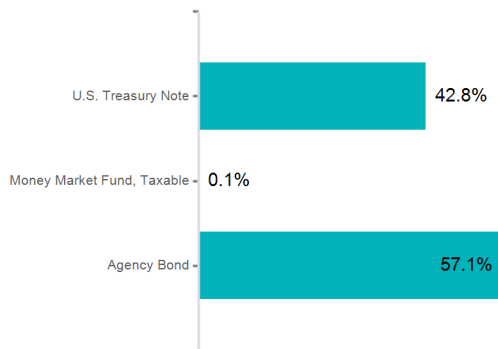
PORTFOLIO CHARACTERISTICS

Portfolio Yield to Maturity	1.12%
Portfolio Effective Duration	1.89 yrs
Weighted Average Maturity	1.91 yrs

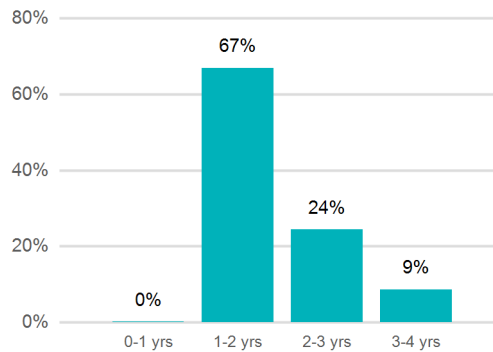
PROJECTED MONTHLY INCOME SCHEDULE



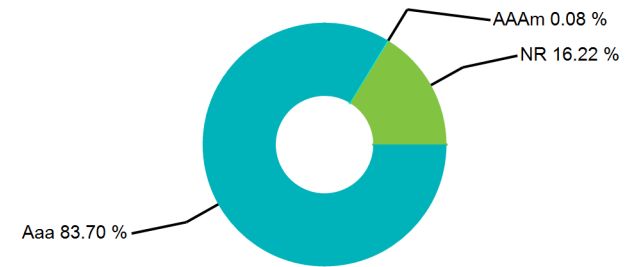
SECTOR ALLOCATION



MATURITY DISTRIBUTION



CREDIT QUALITY



Cleveland Public Library 2019B Taxable Bond Proceeds

PROJECTED INCOME SCHEDULE

As of June 30, 2021



CUSIP	SECURITY DESCRIPTION	Jul 2021	Aug 2021	Sep 2021	Oct 2021	Nov 2021	Dec 2021	Jan 2022	Feb 2022	Mar 2022	Apr 2022	May 2022	Jun 2022
3130AGWK7	FHLB 1.500% 08/15/2024		5,813						5,813				
3133EMBS0	FFCB 0.200% 10/02/2023				1,000						1,000		
3135G0W33	FNMA 1.375% 09/06/2022			13,750						13,750			
31422BXH8	AGM 0.850% 03/20/2023			6,375						6,375			
912828Q29	UST 1.500% 03/31/2023			7,500						7,500			
912828T26	UST 1.375% 09/30/2023			8,594						8,594			
91282CCK5	UST 0.125% 06/30/2023						1,063						
TOTAL			5,813	36,219	1,000		1,063		5,813	36,219	1,000		

POSITION STATEMENT

As of June 30, 2021



CUSIP	Security Description	Trade Date/ Settlement Date	Par Value	Principal Cost/ Purchased Interest	Total Cost	Yield at Cost	Maturity/ Duration	Market Price/ Market Value	Unrealized Gain/ (Loss)	% of Assets	Moody's/ S&P Rating
Cash and Cash Equivalents											
31846V567	First American Funds, Inc.	6/30/2021 6/30/2021	\$7,796.05	\$7,796.05	\$7,796.05	0.02%	0.003 0.003	\$1.00 \$7,796.05	\$0.00	0.08%	AAAm
SubTotal			\$7,796.05	\$7,796.05	\$7,796.05	0.02%		\$7,796.05	\$0.00	0.08%	
Agency Bond											
3135G0W33	FNMA 1.375% 09/06/2022	9/10/2019 9/11/2019	\$2,000,000.00	\$1,982,240.00	\$1,982,240.00	1.68%	1.186 1.177	\$101.44 \$2,028,780.00	\$46,540.00	21.70%	Aaa AA+
31422BXH8	AGM 0.850% 03/20/2023	3/25/2020 3/27/2020	\$1,500,000.00	\$1,500,000.00	\$1,500,000.00	0.85%	1.721 1.707	\$101.07 \$1,515,975.00	\$15,975.00	16.22%	
3133EMBS0	FFCB 0.200% 10/02/2023	10/5/2020 10/6/2020	\$1,000,000.00	\$998,190.00	\$998,190.00	0.26%	2.258 2.248	\$99.71 \$997,060.00	(\$1,130.00)	10.67%	Aaa AA+
3130AGWK7	FHLB 1.500% 08/15/2024	9/26/2019 9/27/2019	\$775,000.00	\$771,187.00	\$771,187.00	1.61%	3.129 3.043	\$103.19 \$799,683.75	\$28,496.75	8.55%	Aaa AA+
SubTotal			\$5,275,000.00	\$5,251,617.00	\$5,251,617.00	1.17%		\$5,341,498.75	\$89,881.75	57.14%	
U.S. Treasury Note											
912828Q29	UST 1.500% 03/31/2023	9/18/2019 9/19/2019	\$1,000,000.00	\$994,921.88	\$994,921.88	1.65%	1.751 1.728	\$102.24 \$1,022,420.00	\$27,498.12	10.94%	Aaa AA+
91282CCK5	UST 0.125% 06/30/2023	6/24/2021 6/30/2021	\$1,700,000.00	\$1,695,285.16	\$1,695,285.16	0.26%	2.000	\$99.75 \$1,695,750.00	\$464.84	18.14%	Aaa AA+
912828T26	UST 1.375% 09/30/2023	10/25/2019 10/28/2019	\$1,250,000.00	\$1,238,623.05	\$1,238,623.05	1.62%	2.252 2.215	\$102.41 \$1,280,175.00	\$41,551.95	13.70%	Aaa AA+
SubTotal			\$3,950,000.00	\$3,928,830.09	\$3,928,830.09	1.05%		\$3,998,345.00	\$69,514.91	42.77%	
Grand Total			\$9,232,796.05	\$9,188,243.14	\$9,188,243.14	1.12%		\$9,347,639.80	\$159,396.66	100.00%	

TRANSACTION STATEMENT

As of June 30, 2021



Transaction Type	Trade Date	Settlement Date	CUSIP	Security Description	Par Value	Principal Amount	Purchased Interest	Total Cost	Yield at Cost
Purchase									
Purchase	6/24/2021	6/30/2021	91282CCK5	UST 0.125% 06/30/2023	1,700,000.00	1,695,285.16		1,695,285.16	0.26%
Total					1,700,000.00	1,695,285.16		1,695,285.16	

Transaction Type	Trade Date	Settlement Date	CUSIP	Security Description	Par Value	Principal Cost	Total Proceeds	Realized Gain/Loss
Called Securities								
Called Securities	6/29/2021	6/29/2021	3134GV2R8	FMCC 0.350% 12/29/2022	1,500,000.00	1,499,550.00	1,500,000.00	450.00
Total					1,500,000.00	1,499,550.00	1,500,000.00	450.00

Transaction Type	Payment Date	Settlement Date	CUSIP	Security Description	Interest Received
Interest/Dividends					
Interest/Dividends	6/1/2021	6/1/2021	31846V567	First American Funds, Inc.	4.26
Interest/Dividends	6/29/2021	6/29/2021	3134GV2R8	FMCC 0.350% 12/29/2022	2,625.00
Total					2,629.26

Transaction Type	Trade Date	Settlement Date	Transaction Description	Amount
Custodian Fee				
Custodian Fee	6/24/2021	6/24/2021	Cash Out	(78.01)
Total				(78.01)

STATEMENT DISCLOSURE

As of June 30, 2021



Meeder provides monthly statements for its investment management clients to provide information about the investment portfolio. The information should not be used for audit or confirmation purposes. Please review your custodial statements and report any inaccuracies or discrepancies.

Certain information and data has been supplied by unaffiliated third parties. Although Meeder believes the information is reliable, it cannot warrant the accuracy of information offered by third parties. Market value may reflect prices received from pricing vendors when current market quotations are not available. Prices may not reflect firm bids or offers and may differ from the value at which the security can be sold.

Statements may include positions from unmanaged accounts provided for reporting purposes. Unmanaged accounts are managed directly by the client and are not included in the accounts managed by the investment adviser. This information is provided as a client convenience and the investment adviser assumes no responsibility for performance of these accounts or the accuracy of the data reported.

Investing involves risk. Past performance is no guarantee of future results. Debt and fixed income securities are subject to credit and interest rate risk. The investment return and principal value of an investment will fluctuate so that an investors shares, when redeemed, may be worth more or less than their original cost. Current performance may be lower or higher than the performance data quoted.

Meeder Investment Management is the global brand for the Meeder group of affiliated companies. Investment advisory services are provided through Meeder Public Funds, Inc. Please contact us if you would like to receive a copy of our current ADV disclosure brochure or privacy policy.