

CLEVELAND PUBLIC LIBRARY

Board Meeting

REPORT ON INVESTMENTS – January 2022

1. INTERIM DEPOSITS

In accordance with *Ohio Revised Code* Section 135.14, funds that become available periodically throughout the fiscal year are invested in short-term investments known as interim deposits. The investments are in securities that provide the highest interest rate consistent with the highest degree of safety. Other balances are invested in US Treasury issues, agency issues, municipal bonds, commercial paper, and negotiable certificates of deposit as managed by Meeder Investment Management, STAR Ohio, Government Insured Deposit Program (replaced the STAR Plus program), and a federal money market fund.

Following is a description of interim deposit earnings for the period January 1, 2022 through January 31, 2022.

OPERATING FUND:

<u>Investment Period</u>	<u>No. of Days</u>	<u>Amount</u>	<u>Bank</u>	<u>Interest Rate</u>	<u>Investment Income</u>	<u>Investment Form</u>
01/01/22 - 01/31/22	31	Various	STAR Ohio	Various	354.82	Investment Pool
01/01/22 - 01/31/22	31	Various	Government Insured Deposit Program	Various	0.00	Bank Deposit Program
01/01/22 - 01/31/22	31	Various	U.S. Bank	Various	4.24	Sweep Money Market
04/30/21 - 01/25/22	270	2,500,000	Credit Agricole CIB NY	0.180%	3,375.00	Commercial Paper
07/19/21 - 01/19/22	185	575,000	Federal Farm Credit Bank	0.230%	661.25	Federal Agency
07/27/21 - 01/27/22	185	500,000	Federal Home Loan Mortgage Corp.	0.500%	1,250.00	Federal Agency
12/01/21 - 01/01/22	32	100,000	Live Oak Banking Co.	1.800%	152.88	Negotiable CD
12/11/21 - 01/11/22	32	249,000	UBS Bank USA	1.000%	211.48	Negotiable CD
12/11/21 - 01/11/22	32	249,000	First Internet Bank of Indiana	0.850%	179.76	Negotiable CD
12/13/21 - 01/13/22	32	249,000	Enerbank USA	1.800%	380.66	Negotiable CD
12/17/21 - 01/17/22	32	249,000	Wells Fargo National Bank West	1.900%	401.81	Negotiable CD
12/18/21 - 01/18/22	32	225,000	Wells Fargo Bank NA	1.950%	372.64	Negotiable CD
12/18/21 - 01/18/22	32	249,000	Congressional Bank	0.200%	42.30	Negotiable CD
12/20/21 - 01/20/22	32	210,000	Merrick Bank	2.350%	419.14	Negotiable CD
12/21/21 - 01/21/22	32	249,000	SeviFirst Bank	1.600%	338.37	Negotiable CD
07/22/21 - 01/22/22	185	247,000	State Bank of India	1.900%	2,365.79	Negotiable CD
12/26/21 - 01/26/22	32	249,000	Axos Bank	1.650%	348.94	Negotiable CD
12/27/21 - 01/27/22	32	249,000	Comenity Capital Bank	2.500%	528.70	Negotiable CD
12/30/21 - 01/30/22	32	249,000	Nicolet National Bank	1.150%	243.20	Negotiable CD
12/30/21 - 01/30/22	32	245,000	Partners Bank	0.350%	72.83	Negotiable CD
12/30/21 - 01/30/22	32	249,000	Celtic Bank	1.850%	391.24	Negotiable CD
08/19/21 - 01/31/22	166	1,025,000	United States Treasury Note	0.125%	574.48	Treasury Security
07/31/21 - 01/31/22	185	1,250,000	United States Treasury Note	0.375%	2,343.75	Treasury Security
Earned Interest January 2022					\$	15,013.28
Earned Interest Year To Date					\$	15,013.28

SERIES 2019A TAX-EXEMPT NOTES:

<u>Investment Period</u>	<u>No. of Days</u>	<u>Amount</u>	<u>Bank</u>	<u>Interest Rate</u>	<u>Investment Income</u>	<u>Investment Form</u>
01/01/22 - 01/31/22	31	Various	STAR Ohio	Various	446.64	Investment Pool
01/01/22 - 01/31/22	31	Various	U.S. Bank	Various	15.40	Sweep Money Market
04/14/21 - 01/07/22	269	1,000,000	Toyota Motor Credit Corp.	0.200%	1,488.89	Commercial Paper
04/14/21 - 01/07/22	269	1,000,000	Natixis NY Branch	0.210%	1,563.33	Commercial Paper
04/30/21 - 01/25/22	270	3,000,000	Credit Agricole CIB NY	0.180%	4,050.00	Commercial Paper
12/31/21 - 01/31/22	32	249,000	First State Financial	1.350%	285.50	Negotiable CD
07/31/21 - 01/31/22	185	2,000,000	United States Treasury Note	0.125%	1,250.00	Treasury Security
					Earned Interest January 2022	\$ 9,099.76
					Earned Interest Year To Date	\$ 9,099.76

SERIES 2019B TAXABLE NOTES:

<u>Investment Period</u>	<u>No. of Days</u>	<u>Amount</u>	<u>Bank</u>	<u>Interest Rate</u>	<u>Investment Income</u>	<u>Investment Form</u>
01/01/22 - 01/31/22	31	Various	U.S. Bank	Various	0.86	Sweep Money Market
					Earned Interest January 2022	\$ 0.86
					Earned Interest Year To Date	\$ 0.86

NOTE RETIREMENT FUND:

<u>Investment Period</u>	<u>No. of Days</u>	<u>Amount</u>	<u>Bank</u>	<u>Interest Rate</u>	<u>Investment Income</u>	<u>Investment Form</u>
01/01/22 - 01/31/22	31	Various	Huntington National Bank	Various	4.31	Sweep Money Market
					Earned Interest January 2022	\$ 4.31
					Earned Interest Year To Date	\$ 4.31

ESCROW ACCOUNT:

<u>Investment Period</u>	<u>No. of Days</u>	<u>Amount</u>	<u>Bank</u>	<u>Interest Rate</u>	<u>Investment Income</u>	<u>Investment Form</u>
01/01/22 - 01/31/22	31	Various	Huntington National Bank	Various	0.95	Money Market
					Earned Interest January 2022	\$ 0.95
					Earned Interest Year To Date	\$ 0.95
					Earned Interest January 2022--All Funds	\$ 24,119.16
					Earned Interest Year To Date--All Funds	\$ 24,119.16



Cleveland Public Library Operating Account

Monthly Investment Report
January 31, 2022

Your Investment Representative:

Jim McCourt

(614) 923-1151

jmccourt@meederinvestment.com

For questions about your account please contact your investment representative or contact publicfundsoperations@meederinvestment.com

Dublin, Ohio | Lansing, Michigan | Long Beach, California | 866-633-3371 | www.meederpublicfunds.com

PORTFOLIO SUMMARY

As of January 31, 2022



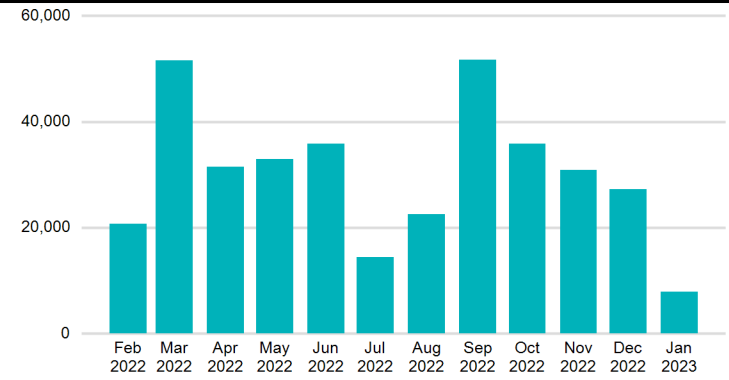
MONTHLY RECONCILIATION

Beginning Book Value	57,714,390.71
Contributions	
Withdrawals	
Prior Month Custodian Fees	(479.31)
Realized Gains/Losses	3,375.00
Gross Interest Earnings	11,349.61
Ending Book Value	57,728,636.01

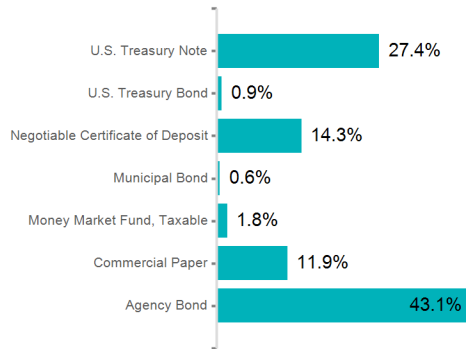
PORTFOLIO CHARACTERISTICS

Portfolio Yield to Maturity	0.79%
Portfolio Effective Duration	2.21 yrs
Weighted Average Maturity	2.43 yrs

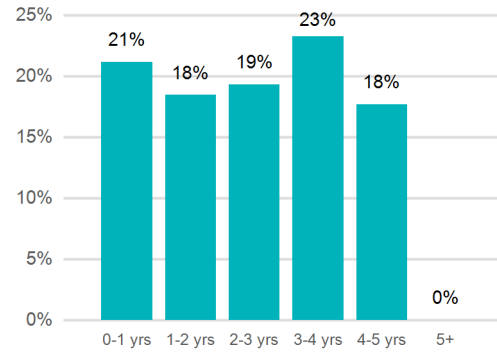
PROJECTED MONTHLY INCOME SCHEDULE



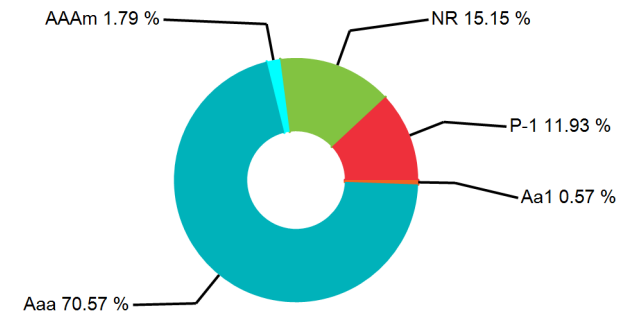
SECTOR ALLOCATION



MATURITY DISTRIBUTION



CREDIT QUALITY



Cleveland Public Library Operating Account
PROJECTED INCOME SCHEDULE
 As of January 31, 2022



CUSIP	SECURITY DESCRIPTION	Feb 2022	Mar 2022	Apr 2022	May 2022	Jun 2022	Jul 2022	Aug 2022	Sep 2022	Oct 2022	Nov 2022	Dec 2022	Jan 2023
02007GKC6	Ally Bank 2.500% 06/06/2022					3,805							
02589AB50	American Express National Bank 1.450% 03/31/2023		1,783						1,813				
05465DAK4	Axos Bank 1.650% 03/26/2024	349	315	349	338	349	338	349	349	338	349	338	349
05580ATH7	BMW Bank of North America 1.800% 11/29/2022				2,205						2,597		
06251A2E9	Bank Hapoalim B.M. 0.300% 09/14/2023		370						377				
09659CGC6	BNP Paribas 07/12/2022						705						
09659CK72	BNP Paribas 10/07/2022									1,167			
09659KDN7	BNP Paribas 04/22/2022			635									
12556LBU9	CIT Bank, National Association 1.050% 03/28/2022		1,306										
13607FKR6	Canadian Imperial Holdings Inc. 10/25/2022									4,450			
14042RLP4	Capital One, National Association 2.650% 05/22/2024				3,233						3,286		
14042TAP2	Capital One Bank (Usa), National Association 2.650% 05/22/2024				3,233						3,286		
15118RRH2	Celtic Bank Corporation 1.850% 08/30/2024	366	379	391	379	391	379	391	391	379	391	379	391
15201QCD7	Centerstate Bank Corporation 1.000% 03/21/2022		1,237										
20033AZ58	Comenity Capital Bank 2.500% 06/27/2024	529	478	529	512	529	512	529	529	512	529	512	529
20726ACE6	Congressional Bank 0.200% 09/19/2022	42	38	42	41	42	41	42	168				
22533UHS5	Credit Agricole Corporate and Investment Bank 08/26/2022							2,156					
29278TLF5	EnerBank USA 1.800% 09/13/2023	381	344	381	368	381	368	381	381	368	381	368	381
3130AB3H7	FHLB 2.375% 03/08/2024		5,938						5,938				

Cleveland Public Library Operating Account
PROJECTED INCOME SCHEDULE
 As of January 31, 2022



CUSIP	SECURITY DESCRIPTION	Feb 2022	Mar 2022	Apr 2022	May 2022	Jun 2022	Jul 2022	Aug 2022	Sep 2022	Oct 2022	Nov 2022	Dec 2022	Jan 2023
3130AJLH0	FHLB 0.920% 05/19/2026				3,335								3,335
3130AK6G6	FHLB 0.390% 09/23/2024		1,580						1,580				
3130AKVV5	FHLB 0.500% 02/18/2026	2,500						2,500					
3130ALZ23	FHLB 0.800% 04/28/2025			1,100						1,100			
3130AMNX6	FHLB 1.020% 06/10/2026					3,494						3,494	
3130ANVB3	FHLB 0.800% 09/17/2025		1,800						1,800				
3130ANYN4	FHLB 1.000% 09/30/2026		2,500						2,500				
3130ANZ60	FHLB 0.400% 06/27/2025		750			750			938			938	
3130AP3C7	FHLB 0.300% 09/30/2026		900						3,300				
3130APFS9	FHLB 1.050% 10/28/2026			3,596						3,596			
3130APW43	FHLB 1.500% 12/02/2026					3,750						3,750	
313380GJ0	FHLB 2.000% 09/09/2022		8,000						13,968				
3133EK6J0	FFCB 1.625% 11/08/2024				4,063						4,063		
3133ELH80	FFCB 0.680% 06/10/2025					2,550						2,550	
3133ELTZ7	FFCB 0.625% 03/18/2022		5,205										
3133EMBD3	FFCB 0.360% 09/24/2024		1,800						1,800				
3133EMNG3	FFCB 0.230% 01/19/2024						661						661
3133EMQX3	FFCB 0.590% 02/17/2026	1,475						1,475					
3133EMWV0	FFCB 0.350% 04/22/2024			2,625						2,625			
3133EMXS6	FFCB 0.720% 04/28/2025			6,300						6,300			
3133EMZW5	FFCB 0.730% 05/19/2025				1,150						1,150		
3134GV7E2	FMCC 0.500% 01/27/2025						1,250						1,250
3134GW4B9	FMCC 0.500% 10/29/2025			1,250						1,250			
3134GWUS3	FMCC 0.400% 09/24/2024		2,000						2,000				
3134GWXC5	FMCC 0.350% 03/29/2024		1,750						1,750				

Cleveland Public Library Operating Account
PROJECTED INCOME SCHEDULE
 As of January 31, 2022



CUSIP	SECURITY DESCRIPTION	Feb 2022	Mar 2022	Apr 2022	May 2022	Jun 2022	Jul 2022	Aug 2022	Sep 2022	Oct 2022	Nov 2022	Dec 2022	Jan 2023
3134GWZG4	FMCC 0.600% 10/20/2025			1,950						1,950			
3134GWZV1	FMCC 0.650% 10/22/2025			1,333						1,333			
3134GXAY0	FMCC 0.300% 11/13/2023				750						750		
3134GXFV1	FMCC 0.625% 12/17/2025					1,563						1,563	
3135GA2Z3	FNMA 0.560% 11/17/2025				1,470						1,470		
3136G45C3	FNMA 0.540% 10/27/2025			1,350						1,350			
3136G4J95	FNMA 0.550% 08/25/2025	1,375						1,375					
3137EAES4	FMCC 0.250% 06/26/2023					625						625	
3137EAEV7	FMCC 0.250% 08/24/2023	625						625					
3137EAEX3	FMCC 0.375% 09/23/2025		1,688						1,688				
31422XBN1	AGM 0.690% 02/25/2026	1,725						1,725					
32056GDH0	First Internet Bancorp 0.850% 05/13/2024	180	162	180	174	180	174	180	180	174	180	174	180
38149MAZ6	Goldman Sachs Bank USA Holdings LLC 2.700% 06/05/2024					3,312						3,330	
44329ME33	HSBC Bank USA, National Association 1.300% 05/07/2025				1,599						1,625		
538036HC1	Live Oak Banking Company 1.800% 12/11/2023	153	138	153	148	153	148	153	153	148	153	148	153
59013KAS5	Merrick Bank Corporation 2.350% 06/20/2022	419	379	419	406	860							
61690UGU8	Morgan Stanley Bank, National Association 2.550% 06/06/2022					3,989							
61760AE88	Morgan Stanley Private Bank, National Association 2.700% 06/06/2024					3,312						3,330	
62479MB44	MUFG Bank, Ltd. 02/04/2022	975											
62479MEP4	MUFG Bank, Ltd. 05/23/2022				819								

Cleveland Public Library Operating Account
PROJECTED INCOME SCHEDULE
 As of January 31, 2022



CUSIP	SECURITY DESCRIPTION	Feb 2022	Mar 2022	Apr 2022	May 2022	Jun 2022	Jul 2022	Aug 2022	Sep 2022	Oct 2022	Nov 2022	Dec 2022	Jan 2023
62479MGN7	MUFG Bank, Ltd. 07/22/2022						1,219						
63873KHG5	Natixis 08/16/2022							1,201					
654062JR0	Nicolet National Bank 1.150% 03/28/2024	220	243	235	243	235	243	243	235	243	235	243	
6775228B3	Ohio, State of 0.350% 05/01/2023				569						569		
70212VAA6	Partners Bank 0.350% 06/30/2023	68	70	73	70	73	70	73	73	70	73	70	73
72345SKS9	Pinnacle Bank 0.900% 05/09/2022				1,367								
75472RAD3	Raymond James Bank, National Association 1.950% 08/23/2023	2,428						2,388					
7954502H7	Sallie Mae Bank 2.800% 04/17/2024			1,536						1,544			
81768PAF3	ServisFirst Bank 1.600% 02/21/2023	338	306	338	327	338	327	338	338	327	338	327	338
856285SN2	State Bank of India 1.900% 01/22/2025						2,347						2,347
87165E2M8	Synchrony Bank 1.250% 04/24/2025			1,546						1,554			
87270LDK6	TIAA, FSB 0.200% 02/12/2024	251						247					
88224PLY3	Texas Capital Bank 0.300% 02/07/2023	377						370					
88413QCN6	Third Federal Savings and Loan Association of Cleveland 0.750% 05/21/2024				926						941		
8923A1GN5	Toyota Credit de Puerto Rico Corp. 07/22/2022						1,865						
90348JSW1	UBS Bank USA 1.000% 03/11/2022	211	689										
912828Z29	UST 1.500% 01/15/2023						11,250						1,055
912828ZH6	UST 0.250% 04/15/2023			1,250						1,250			
912828ZT0	UST 0.250% 05/31/2025				2,188						2,188		
91282CAF8	UST 0.125% 08/15/2023	313						313					

Cleveland Public Library Operating Account
PROJECTED INCOME SCHEDULE
 As of January 31, 2022



CUSIP	SECURITY DESCRIPTION	Feb 2022	Mar 2022	Apr 2022	May 2022	Jun 2022	Jul 2022	Aug 2022	Sep 2022	Oct 2022	Nov 2022	Dec 2022	Jan 2023
91282CAM3	UST 0.250% 09/30/2025		581						581				
91282CAP6	UST 0.125% 10/15/2023			625						625			
91282CAT8	UST 0.250% 10/31/2025			938						938			
91282CAW1	UST 0.250% 11/15/2023				850						850		
91282CAZ4	UST 0.375% 11/30/2025				1,406						1,406		
91282CBC4	UST 0.375% 12/31/2025					1,406						1,406	
91282CBH3	UST 0.375% 01/31/2026						2,344						
91282CBQ3	UST 0.500% 02/28/2026	1,875						1,875					
91282CBT7	UST 0.750% 03/31/2026		4,688						4,688				
91282CCJ8	UST 0.875% 06/30/2026					2,188						2,188	
91282CCK5	UST 0.125% 06/30/2023					750						750	
91282CCN9	UST 0.125% 07/31/2023						641						
91282CCT6	UST 0.375% 08/15/2024	938						938					
91282CCW9	UST 0.750% 08/31/2026	1,875						1,875					
91282CCZ2	UST 0.875% 09/30/2026		2,188						2,188				
91282CDA6	UST 0.250% 09/30/2023		1,250						1,250				
91282CDB4	UST 0.625% 10/15/2024			1,563						1,563			
949495AQ8	Wells Fargo National Bank West 1.900% 01/17/2023	402	363	402	389	402	389	402	402	389	402	389	838
949763M78	Wells Fargo Bank, National Association 1.950% 10/18/2024	373	337	373	361	373	361	373	373	361	373	361	373
TOTAL		20,761	51,552	31,460	32,917	35,798	25,631	22,517	51,727	35,903	30,919	27,231	8,916

POSITION STATEMENT

As of January 31, 2022



CUSIP	Security Description	Trade Date/ Settlement Date	Par Value	Principal Cost/ Purchased Interest	Total Cost	Yield at Cost	Maturity/ Duration	Market Price/ Market Value	Unrealized Gain/ (Loss)	% of Assets	Moody's/ S&P Rating
Cash and Cash Equivalents											
31846V567	First American Funds, Inc.	1/31/2022 1/31/2022	\$1,019,304.68	\$1,019,304.68	\$1,019,304.68	0.02%	0.003 0.003	\$1.00 \$1,019,304.68	\$0.00	1.67%	AAAm
STAROHIO	STAR Ohio XX688	1/31/2022 1/31/2022	\$3,995,247.61	\$3,995,247.61	\$3,995,247.61	0.12%	0.003 0.003	\$1.00 \$3,995,247.61	\$0.00	6.55%	AAAm
SubTotal			\$5,014,552.29	\$5,014,552.29	\$5,014,552.29	0.10%		\$5,014,552.29	\$0.00	8.22%	
Agency Bond											
3133ELTZ7	FFCB 0.625% 03/18/2022	3/13/2020 3/18/2020	\$1,000,000.00	\$997,920.00	\$997,920.00	0.73%	0.126 0.134	\$100.07 \$1,000,710.00	\$2,790.00	1.64%	Aaa AA+
313380GJ0	FHLB 2.000% 09/09/2022	5/22/2019 5/24/2019	\$800,000.00	\$794,032.00	\$794,032.00	2.24%	0.605 0.607	\$100.88 \$807,016.00	\$12,984.00	1.32%	Aaa AA+
3137EAES4	FMCC 0.250% 06/26/2023	8/26/2020 8/28/2020	\$500,000.00	\$499,565.00	\$499,565.00	0.28%	1.400 1.398	\$99.00 \$494,990.00	(\$4,575.00)	0.81%	Aaa AA+
3137EAEV7	FMCC 0.250% 08/24/2023	8/19/2020 8/21/2020	\$500,000.00	\$499,490.00	\$499,490.00	0.28%	1.562 1.556	\$98.74 \$493,680.00	(\$5,810.00)	0.81%	Aaa AA+
3134GXAY0	FMCC 0.300% 11/13/2023	11/12/2020 11/13/2020	\$500,000.00	\$499,625.00	\$499,625.00	0.33%	1.784 1.651	\$98.76 \$493,795.00	(\$5,830.00)	0.81%	Aaa AA+
3133EMNG3	FFCB 0.230% 01/19/2024	2/18/2021 2/19/2021	\$575,000.00	\$575,316.25	\$575,316.25	0.21%	1.967 1.958	\$98.17 \$564,483.25	(\$10,833.00)	0.92%	Aaa AA+
3130AB3H7	FHLB 2.375% 03/08/2024	4/25/2019 4/29/2019	\$500,000.00	\$499,765.00	\$499,765.00	2.38%	2.101 2.037	\$102.35 \$511,725.00	\$11,960.00	0.84%	Aaa AA+
3134GWXC5	FMCC 0.350% 03/29/2024	10/21/2020 10/23/2020	\$1,000,000.00	\$999,500.00	\$999,500.00	0.36%	2.159 1.947	\$98.08 \$980,750.00	(\$18,750.00)	1.61%	Aaa AA+
3133EMWV0	FFCB 0.350% 04/22/2024	4/26/2021 4/27/2021	\$1,500,000.00	\$1,500,000.00	\$1,500,000.00	0.35%	2.225 2.207	\$98.08 \$1,471,185.00	(\$28,815.00)	2.41%	Aaa AA+
3130AK6G6	FHLB 0.390% 09/23/2024	9/29/2020 9/30/2020	\$810,000.00	\$809,068.50	\$809,068.50	0.42%	2.647 2.408	\$97.61 \$790,649.10	(\$18,419.40)	1.30%	Aaa AA+
3134GWUS3	FMCC 0.400% 09/24/2024	9/17/2020 9/24/2020	\$1,000,000.00	\$999,950.00	\$999,950.00	0.40%	2.649 2.438	\$97.32 \$973,200.00	(\$26,750.00)	1.59%	Aaa AA+
3133EMBD3	FFCB 0.360% 09/24/2024	9/24/2020 9/29/2020	\$1,000,000.00	\$998,750.00	\$998,750.00	0.39%	2.649 2.446	\$97.21 \$972,140.00	(\$26,610.00)	1.59%	Aaa AA+
3133EK6J0	FFCB 1.625% 11/08/2024	11/1/2019 11/8/2019	\$500,000.00	\$499,615.00	\$499,615.00	1.64%	2.773 2.698	\$100.78 \$503,890.00	\$4,275.00	0.83%	Aaa AA+

POSITION STATEMENT

As of January 31, 2022



CUSIP	Security Description	Trade Date/ Settlement Date	Par Value	Principal Cost/ Purchased Interest	Total Cost	Yield at Cost	Maturity/ Duration	Market Price/ Market Value	Unrealized Gain/ (Loss)	% of Assets	Moody's/ S&P Rating
3134GV7E2	FMCC 0.500% 01/27/2025	7/8/2020 7/27/2020	\$500,000.00	\$498,600.00	\$498,600.00	0.56%	2.992 2.732	\$97.07 \$485,330.00	(\$13,270.00)	0.80%	Aaa AA+
3130ALZ23	FHLB 0.800% 04/28/2025	4/7/2021 4/28/2021	\$275,000.00	\$275,000.00	\$275,000.00	0.80%	3.241 2.664	\$97.75 \$268,807.00	(\$6,193.00)	0.44%	Aaa AA+
3133EMXS6	FFCB 0.720% 04/28/2025	4/26/2021 4/28/2021	\$1,750,000.00	\$1,748,632.81	\$1,748,632.81	0.74%	3.241 2.625	\$97.63 \$1,708,525.00	(\$40,107.81)	2.80%	Aaa AA+
3133EMZW5	FFCB 0.730% 05/19/2025	5/25/2021 5/28/2021	\$315,000.00	\$315,000.00	\$315,000.00	0.73%	3.299 2.649	\$97.65 \$307,584.90	(\$7,415.10)	0.50%	Aaa AA+
3133ELH80	FFCB 0.680% 06/10/2025	6/24/2020 6/26/2020	\$750,000.00	\$750,000.00	\$750,000.00	0.68%	3.359 2.963	\$96.91 \$726,810.00	(\$23,190.00)	1.19%	Aaa AA+
3130ANZ60	FHLB 0.400% 06/27/2025	10/26/2021 10/27/2021	\$750,000.00	\$742,500.00	\$742,500.00	0.96%	3.405 2.698	\$97.60 \$732,015.00	(\$10,485.00)	1.20%	Aaa AA+
3136G4J95	FNMA 0.550% 08/25/2025	8/19/2020 8/25/2020	\$500,000.00	\$499,375.00	\$499,375.00	0.58%	3.567 3.099	\$96.62 \$483,120.00	(\$16,255.00)	0.79%	Aaa AA+
3130ANVB3	FHLB 0.800% 09/17/2025	9/1/2021 9/17/2021	\$450,000.00	\$450,000.00	\$450,000.00	0.80%	3.630 2.923	\$97.26 \$437,647.50	(\$12,352.50)	0.72%	Aaa AA+
3137EAEX3	FMCC 0.375% 09/23/2025	9/29/2021 9/30/2021	\$900,000.00	\$885,114.00 \$65.63	\$885,179.63	0.80%	3.647 3.592	\$95.88 \$862,956.00	(\$22,158.00)	1.41%	Aaa AA+
3134GWZG4	FMCC 0.600% 10/20/2025	10/6/2020 10/20/2020	\$650,000.00	\$650,000.00	\$650,000.00	0.60%	3.721 3.234	\$96.72 \$628,680.00	(\$21,320.00)	1.03%	Aaa AA+
3134GWZV1	FMCC 0.650% 10/22/2025	10/18/2021 10/20/2021	\$410,000.00	\$404,260.00	\$404,260.00	1.01%	3.726 3.259	\$96.54 \$395,793.50	(\$8,466.50)	0.65%	Aaa AA+
3136G45C3	FNMA 0.540% 10/27/2025	10/21/2020 10/27/2020	\$500,000.00	\$499,500.00	\$499,500.00	0.56%	3.740 3.221	\$96.51 \$482,550.00	(\$16,950.00)	0.79%	Aaa AA+
3134GW4B9	FMCC 0.500% 10/29/2025	10/9/2020 10/29/2020	\$500,000.00	\$499,000.00	\$499,000.00	0.54%	3.745 3.386	\$96.10 \$480,505.00	(\$18,495.00)	0.79%	Aaa AA+
3135GA2Z3	FNMA 0.560% 11/17/2025	11/12/2020 11/17/2020	\$525,000.00	\$523,818.75	\$523,818.75	0.61%	3.797 3.415	\$96.19 \$505,013.25	(\$18,805.50)	0.83%	Aaa AA+
3134GXFV1	FMCC 0.625% 12/17/2025	12/3/2020 12/17/2020	\$500,000.00	\$499,750.00	\$499,750.00	0.64%	3.879 3.366	\$96.51 \$482,535.00	(\$17,215.00)	0.79%	Aaa AA+
3133EMQX3	FFCB 0.590% 02/17/2026	2/18/2021 2/25/2021	\$500,000.00	\$498,045.00	\$498,045.00	0.67%	4.049 3.459	\$96.10 \$480,505.00	(\$17,540.00)	0.79%	Aaa AA+
3130AKVV5	FHLB 0.500% 02/18/2026	1/28/2021 2/18/2021	\$1,000,000.00	\$1,000,000.00	\$1,000,000.00	0.50%	4.052 3.516	\$96.02 \$960,160.00	(\$39,840.00)	1.57%	Aaa AA+
31422XBN1	AGM 0.690% 02/25/2026	2/18/2021 2/25/2021	\$500,000.00	\$499,850.00	\$499,850.00	0.70%	4.071 3.286	\$96.81 \$484,025.00	(\$15,825.00)	0.79%	

POSITION STATEMENT

As of January 31, 2022



CUSIP	Security Description	Trade Date/ Settlement Date	Par Value	Principal Cost/ Purchased Interest	Total Cost	Yield at Cost	Maturity/ Duration	Market Price/ Market Value	Unrealized Gain/ (Loss)	% of Assets	Moody's/ S&P Rating
3130AJLH0	FHLB 0.920% 05/19/2026	10/18/2021 10/19/2021	\$725,000.00	\$718,272.00	\$718,272.00	1.13%	4.299 3.180	\$97.46 \$706,592.25	(\$11,679.75)	1.16%	Aaa AA+
3130AMNX6	FHLB 1.020% 06/10/2026	5/26/2021 6/10/2021	\$685,000.00	\$685,000.00	\$685,000.00	1.02%	4.359 3.272	\$97.88 \$670,443.75	(\$14,556.25)	1.10%	Aaa AA+
3130ANYN4	FHLB 1.000% 09/30/2026	9/14/2021 9/30/2021	\$500,000.00	\$500,000.00	\$500,000.00	1.00%	4.666 3.437	\$97.50 \$487,515.00	(\$12,485.00)	0.80%	Aaa AA+
3130AP3C7	FHLB 0.300% 09/30/2026	10/25/2021 10/26/2021	\$600,000.00	\$594,000.00 \$130.00	\$594,130.00	1.24%	4.666 3.368	\$97.77 \$586,614.00	(\$7,386.00)	0.96%	Aaa AA+
3130APFS9	FHLB 1.050% 10/28/2026	10/18/2021 10/28/2021	\$685,000.00	\$679,040.50	\$679,040.50	1.23%	4.742 3.494	\$97.57 \$668,340.80	(\$10,699.70)	1.09%	Aaa AA+
3130APW43	FHLB 1.500% 12/02/2026	12/16/2021 12/20/2021	\$500,000.00	\$499,925.00 \$375.00	\$500,300.00	1.50%	4.838 2.660	\$99.12 \$495,580.00	(\$4,345.00)	0.81%	Aaa AA+
SubTotal			\$25,155,000.00	\$25,087,279.81 \$570.63	\$25,087,850.44	0.77%		\$24,585,861.30	(\$501,418.51)	40.28%	
Commercial Paper											
62479MB44	MUFG Bank, Ltd. 02/04/2022	5/10/2021 5/10/2021	\$1,000,000.00	\$999,025.00	\$999,025.00	0.13%	0.011 0.019	\$100.00 \$999,990.00	\$965.00	1.64%	P-1 A-1
09659KDN7	BNP Paribas 04/22/2022	7/26/2021 7/27/2021	\$500,000.00	\$499,364.86	\$499,364.86	0.17%	0.222 0.230	\$99.94 \$499,685.00	\$320.14	0.82%	P-1 A-1
62479MEP4	MUFG Bank, Ltd. 05/23/2022	10/27/2021 10/28/2021	\$750,000.00	\$749,180.63	\$749,180.63	0.19%	0.307 0.314	\$99.89 \$749,160.00	(\$20.63)	1.23%	P-1 A-1
09659CGC6	BNP Paribas 07/12/2022	10/15/2021 10/18/2021	\$500,000.00	\$499,295.42	\$499,295.42	0.19%	0.444 0.451	\$99.78 \$498,875.00	(\$420.42)	0.82%	P-1 A-1
8923A1GN5	Toyota Credit de Puerto Rico Corp. 07/22/2022	10/25/2021 10/26/2021	\$960,000.00	\$958,134.93	\$958,134.93	0.26%	0.471 0.478	\$99.76 \$957,705.60	(\$429.33)	1.57%	P-1 A-1+
62479MGN7	MUFG Bank, Ltd. 07/22/2022	10/28/2021 10/29/2021	\$750,000.00	\$748,780.83	\$748,780.83	0.22%	0.471 0.478	\$99.76 \$748,207.50	(\$573.33)	1.23%	P-1 A-1
63873KHG5	Natixis 08/16/2022	11/19/2021 11/22/2021	\$540,000.00	\$538,798.50	\$538,798.50	0.30%	0.540 0.546	\$99.69 \$538,315.20	(\$483.30)	0.88%	P-1 A-1
22533UHS5	Credit Agricole Corporate and Investment Bank 08/26/2022	1/28/2022 1/31/2022	\$750,000.00	\$747,843.75	\$747,843.75	0.50%	0.567 0.573	\$99.67 \$747,540.00	(\$303.75)	1.22%	P-1 A-1
09659CK72	BNP Paribas 10/07/2022	1/12/2022 1/12/2022	\$320,000.00	\$318,832.71	\$318,832.71	0.49%	0.682 0.688	\$99.54 \$318,540.80	(\$291.91)	0.52%	P-1 A-1

POSITION STATEMENT

As of January 31, 2022



CUSIP	Security Description	Trade Date/ Settlement Date	Par Value	Principal Cost/ Purchased Interest	Total Cost	Yield at Cost	Maturity/ Duration	Market Price/ Market Value	Unrealized Gain/ (Loss)	% of Assets	Moody's/ S&P Rating
13607FKR6	Canadian Imperial Holdings Inc. 10/25/2022	1/28/2022 1/31/2022	\$750,000.00	\$745,550.00	\$745,550.00	0.80%	0.732 0.750	\$99.40 \$745,483.50	(\$66.50)	1.22%	P-1 A-1
SubTotal			\$6,820,000.00	\$6,804,806.63	\$6,804,806.63	0.32%		\$6,803,502.60	(\$1,304.03)	11.15%	
Municipal Bond											
6775228B3	Ohio, State of 0.350% 05/01/2023	3/8/2021 3/17/2021	\$325,000.00	\$325,000.00	\$325,000.00	0.35%	1.247 1.245	\$99.20 \$322,393.50	(\$2,606.50)	0.53%	Aa1 AA+
SubTotal			\$325,000.00	\$325,000.00	\$325,000.00	0.35%		\$322,393.50	(\$2,606.50)	0.53%	
Negotiable Certificate of Deposit											
90348JSW1	UBS Bank USA 1.000% 03/11/2022	3/3/2020 3/11/2020	\$249,000.00	\$248,502.00	\$248,502.00	1.10%	0.107 0.115	\$100.11 \$249,268.92	\$766.92	0.41%	
15201QCD7	Centerstate Bank Corporation 1.000% 03/21/2022	3/9/2020 3/20/2020	\$248,000.00	\$248,000.00	\$248,000.00	1.00%	0.134 0.142	\$100.13 \$248,310.00	\$310.00	0.41%	
12556LBU9	CIT Bank, National Association 1.050% 03/28/2022	3/9/2020 3/26/2020	\$248,000.00	\$248,000.00	\$248,000.00	1.05%	0.153 0.161	\$100.15 \$248,367.04	\$367.04	0.41%	
72345SKS9	Pinnacle Bank 0.900% 05/09/2022	4/24/2020 5/7/2020	\$248,000.00	\$247,752.00	\$247,752.00	0.95%	0.268 0.276	\$100.21 \$248,513.36	\$761.36	0.41%	
02007GKC6	Ally Bank 2.500% 06/06/2022	6/3/2019 6/6/2019	\$246,000.00	\$245,262.00	\$245,262.00	2.61%	0.345 0.353	\$100.83 \$248,031.96	\$2,769.96	0.41%	
61690UGU8	Morgan Stanley Bank, National Association 2.550% 06/06/2022	6/3/2019 6/6/2019	\$246,000.00	\$245,139.00	\$245,139.00	2.67%	0.345 0.353	\$100.84 \$248,076.24	\$2,937.24	0.41%	
59013KAS5	Merrick Bank Corporation 2.350% 06/20/2022	6/11/2019 6/20/2019	\$210,000.00	\$209,559.00	\$209,559.00	2.42%	0.384 0.390	\$100.85 \$211,785.00	\$2,226.00	0.35%	
20726ACE6	Congressional Bank 0.200% 09/19/2022	9/11/2020 9/18/2020	\$249,000.00	\$248,875.50	\$248,875.50	0.22%	0.633 0.639	\$99.91 \$248,775.90	(\$99.60)	0.41%	
05580ATH7	BMW Bank of North America 1.800% 11/29/2022	12/17/2019 12/19/2019	\$247,000.00	\$246,644.32	\$246,644.32	1.85%	0.827 0.829	\$101.12 \$249,768.87	\$3,124.55	0.41%	

POSITION STATEMENT

As of January 31, 2022



CUSIP	Security Description	Trade Date/ Settlement Date	Par Value	Principal Cost/ Purchased Interest	Total Cost	Yield at Cost	Maturity/ Duration	Market Price/ Market Value	Unrealized Gain/ (Loss)	% of Assets	Moody's/ S&P Rating
949495AQ8	Wells Fargo National Bank West 1.900% 01/17/2023	1/8/2020 1/17/2020	\$249,000.00	\$248,564.25	\$248,564.25	1.96%	0.962 0.958	\$101.33 \$252,301.74	\$3,737.49	0.41%	
88224PLY3	Texas Capital Bank 0.300% 02/07/2023	8/7/2020 8/11/2020	\$249,000.00	\$248,626.50	\$248,626.50	0.36%	1.019 1.021	\$99.73 \$248,327.70	(\$298.80)	0.41%	
81768PAF3	ServisFirst Bank 1.600% 02/21/2023	2/12/2020 2/21/2020	\$249,000.00	\$248,502.00	\$248,502.00	1.67%	1.058 1.053	\$101.08 \$251,691.69	\$3,189.69	0.41%	
02589AB50	American Express National Bank 1.450% 03/31/2023	3/24/2020 3/31/2020	\$248,000.00	\$247,132.00	\$247,132.00	1.57%	1.162 1.154	\$100.95 \$250,356.00	\$3,224.00	0.41%	
70212VAA6	Partners Bank 0.350% 06/30/2023	6/24/2020 6/30/2020	\$245,000.00	\$244,448.75	\$244,448.75	0.43%	1.411 1.409	\$99.42 \$243,581.45	(\$867.30)	0.40%	
75472RAD3	Raymond James Bank, National Association 1.950% 08/23/2023	8/14/2019 8/26/2019	\$247,000.00	\$246,506.00	\$246,506.00	2.00%	1.559 1.531	\$101.74 \$251,297.80	\$4,791.80	0.41%	
29278TLF5	EnerBank USA 1.800% 09/13/2023	9/5/2019 9/16/2019	\$249,000.00	\$248,751.00	\$248,751.00	1.83%	1.616 1.593	\$101.52 \$252,772.35	\$4,021.35	0.41%	
06251A2E9	Bank Hapoalim B.M. 0.300% 09/14/2023	9/4/2020 9/14/2020	\$249,000.00	\$248,502.00	\$248,502.00	0.37%	1.619 1.614	\$99.09 \$246,739.08	(\$1,762.92)	0.40%	
538036HC1	Live Oak Banking Company 1.800% 12/11/2023	12/6/2019 12/11/2019	\$100,000.00	\$99,700.00	\$99,700.00	1.88%	1.860 1.825	\$101.51 \$101,513.00	\$1,813.00	0.17%	
87270LDK6	TIAA, FSB 0.200% 02/12/2024	2/18/2021 2/22/2021	\$249,000.00	\$248,253.00	\$248,253.00	0.30%	2.033 2.023	\$98.27 \$244,684.83	(\$3,568.17)	0.40%	
05465DAK4	Axos Bank 1.650% 03/26/2024	2/27/2020 3/26/2020	\$249,000.00	\$248,564.25	\$248,564.25	1.70%	2.151 2.108	\$101.20 \$251,983.02	\$3,418.77	0.41%	
654062JR0	Nicolet National Bank 1.150% 03/28/2024	3/25/2020 3/31/2020	\$249,000.00	\$245,265.00	\$245,265.00	1.54%	2.156 2.122	\$100.13 \$249,313.74	\$4,048.74	0.41%	
7954502H7	Sallie Mae Bank 2.800% 04/17/2024	4/9/2019 4/17/2019	\$110,000.00	\$109,505.00	\$109,505.00	2.90%	2.211 2.138	\$103.71 \$114,076.60	\$4,571.60	0.19%	
32056GDH0	First Internet Bancorp 0.850% 05/13/2024	5/6/2020 5/11/2020	\$249,000.00	\$248,751.00	\$248,751.00	0.88%	2.282 2.252	\$99.38 \$247,463.67	(\$1,287.33)	0.41%	
88413QCN6	Third Federal Savings and Loan Association of Cleveland 0.750% 05/21/2024	5/6/2020 5/22/2020	\$249,000.00	\$248,751.00	\$248,751.00	0.78%	2.304 2.277	\$99.14 \$246,856.11	(\$1,894.89)	0.40%	

POSITION STATEMENT

As of January 31, 2022



CUSIP	Security Description	Trade Date/ Settlement Date	Par Value	Principal Cost/ Purchased Interest	Total Cost	Yield at Cost	Maturity/ Duration	Market Price/ Market Value	Unrealized Gain/ (Loss)	% of Assets	Moody's/ S&P Rating
14042RLP4	Capital One, National Association 2.650% 05/22/2024	5/15/2019 5/30/2019	\$246,000.00	\$244,524.00	\$244,524.00	2.78%	2.307 2.236	\$103.47 \$254,533.74	\$10,009.74	0.42%	
14042TAP2	Capital One Bank (Usa), National Association 2.650% 05/22/2024	5/15/2019 5/30/2019	\$246,000.00	\$244,524.00	\$244,524.00	2.78%	2.307 2.236	\$103.47 \$254,533.74	\$10,009.74	0.42%	
38149MAZ6	Goldman Sachs Bank USA Holdings LLC 2.700% 06/05/2024	6/3/2019 6/5/2019	\$246,000.00	\$245,200.50	\$245,200.50	2.77%	2.345 2.272	\$103.62 \$254,902.74	\$9,702.24	0.42%	
61760AE88	Morgan Stanley Private Bank, National Association 2.700% 06/06/2024	6/3/2019 6/6/2019	\$246,000.00	\$245,139.00	\$245,139.00	2.78%	2.348 2.275	\$103.62 \$254,910.12	\$9,771.12	0.42%	
20033AZ58	Comenity Capital Bank 2.500% 06/27/2024	6/25/2019 6/27/2019	\$249,000.00	\$249,000.00	\$249,000.00	2.50%	2.405 2.329	\$103.21 \$256,987.92	\$7,987.92	0.42%	
15118RRH2	Celtic Bank Corporation 1.850% 08/30/2024	8/16/2019 8/30/2019	\$249,000.00	\$248,285.37	\$248,285.37	1.91%	2.581 2.508	\$101.67 \$253,148.34	\$4,862.97	0.41%	
949763M78	Wells Fargo Bank, National Association 1.950% 10/18/2024	10/25/2019 10/29/2019	\$225,000.00	\$224,437.50	\$224,437.50	2.00%	2.715 2.633	\$101.93 \$229,338.00	\$4,900.50	0.38%	
856285SN2	State Bank of India 1.900% 01/22/2025	1/8/2020 1/22/2020	\$247,000.00	\$244,777.00	\$244,777.00	2.09%	2.978 2.893	\$101.76 \$251,357.08	\$6,580.08	0.41%	
87165E2M8	Synchrony Bank 1.250% 04/24/2025	4/20/2020 4/24/2020	\$248,000.00	\$246,326.00	\$246,326.00	1.39%	3.230 3.146	\$99.73 \$247,330.40	\$1,004.40	0.41%	
44329ME33	HSBC Bank USA, National Association 1.300% 05/07/2025	4/24/2020 5/7/2020	\$248,000.00	\$247,132.00	\$247,132.00	1.37%	3.266 1.611	\$99.87 \$247,680.08	\$548.08	0.41%	
SubTotal			\$8,081,000.00	\$8,056,900.94	\$8,056,900.94	1.64%		\$8,158,578.23	\$101,677.29	13.37%	
U.S. Treasury Bond											
91282CDB4	UST 0.625% 10/15/2024	10/28/2021 10/29/2021	\$500,000.00	\$497,910.16 \$120.20	\$498,030.36	0.77%	2.707 2.677	\$99.55 \$497,734.50	(\$175.66)	0.82%	Aaa AA+
SubTotal			\$500,000.00	\$497,910.16 \$120.20	\$498,030.36	0.77%		\$497,734.50	(\$175.66)	0.82%	

POSITION STATEMENT

As of January 31, 2022



CUSIP	Security Description	Trade Date/ Settlement Date	Par Value	Principal Cost/ Purchased Interest	Total Cost	Yield at Cost	Maturity/ Duration	Market Price/ Market Value	Unrealized Gain/ (Loss)	% of Assets	Moody's/ S&P Rating
U.S. Treasury Note											
91282ZH6	UST 0.250% 04/15/2023	10/22/2021 10/25/2021	\$1,000,000.00	\$998,828.13 \$68.68	\$998,896.81	0.33%	1.203 1.203	\$99.27 \$992,660.00	(\$6,168.13)	1.63%	Aaa AA+
91282CCK5	UST 0.125% 06/30/2023	6/25/2021 6/30/2021	\$1,200,000.00	\$1,196,625.00	\$1,196,625.00	0.27%	1.411 1.410	\$98.82 \$1,185,840.00	(\$10,785.00)	1.94%	Aaa AA+
91282CCN9	UST 0.125% 07/31/2023	8/18/2021 8/19/2021	\$1,025,000.00	\$1,023,158.20	\$1,023,158.20	0.22%	1.496 1.493	\$98.68 \$1,011,470.00	(\$11,688.20)	1.66%	Aaa AA+
91282CAF8	UST 0.125% 08/15/2023	7/26/2021 7/27/2021	\$500,000.00	\$499,160.16	\$499,160.16	0.21%	1.537 1.534	\$98.63 \$493,125.00	(\$6,035.16)	0.81%	Aaa AA+
91282CDA6	UST 0.250% 09/30/2023	9/28/2021 9/30/2021	\$1,000,000.00	\$998,906.25	\$998,906.25	0.30%	1.663 1.657	\$98.67 \$986,720.00	(\$12,186.25)	1.62%	Aaa AA+
91282CAP6	UST 0.125% 10/15/2023	10/21/2021 10/22/2021	\$1,000,000.00	\$993,359.37 \$24.04	\$993,383.41	0.46%	1.704 1.699	\$98.38 \$983,790.00	(\$9,569.37)	1.61%	Aaa AA+
91282CAW1	UST 0.250% 11/15/2023	10/29/2021 10/29/2021	\$680,000.00	\$676,095.31	\$676,095.31	0.53%	1.789 1.781	\$98.48 \$669,691.20	(\$6,404.11)	1.10%	Aaa AA+
91282CCT6	UST 0.375% 08/15/2024	8/26/2021 8/27/2021	\$500,000.00	\$498,769.53 \$61.15	\$498,830.68	0.46%	2.540 2.513	\$97.71 \$488,555.00	(\$10,214.53)	0.80%	Aaa AA+
91282ZT0	UST 0.250% 05/31/2025	4/26/2021 4/27/2021	\$1,750,000.00	\$1,723,544.92	\$1,723,544.92	0.62%	3.332 3.296	\$96.12 \$1,682,047.50	(\$41,497.42)	2.76%	Aaa AA+
91282CAM3	UST 0.250% 09/30/2025	10/14/2021 10/15/2021	\$465,000.00	\$453,938.09 \$47.90	\$453,985.99	0.86%	3.666 3.621	\$95.58 \$444,437.70	(\$9,500.39)	0.73%	Aaa AA+
91282CAT8	UST 0.250% 10/31/2025	10/27/2021 10/28/2021	\$750,000.00	\$728,056.64	\$728,056.64	1.00%	3.751 3.705	\$95.40 \$715,515.00	(\$12,541.64)	1.17%	Aaa AA+
91282CAZ4	UST 0.375% 11/30/2025	10/28/2021 10/29/2021	\$750,000.00	\$729,462.89	\$729,462.89	1.06%	3.833 3.777	\$95.72 \$717,862.50	(\$11,600.39)	1.18%	Aaa AA+
91282CBC4	UST 0.375% 12/31/2025	10/28/2021 10/29/2021	\$750,000.00	\$728,613.28	\$728,613.28	1.08%	3.918 3.861	\$95.60 \$716,985.00	(\$11,628.28)	1.17%	Aaa AA+
91282CBH3	UST 0.375% 01/31/2026	4/26/2021 4/27/2021	\$1,250,000.00	\$1,225,048.83	\$1,225,048.83	0.80%	4.003 3.937	\$95.43 \$1,192,925.00	(\$32,123.83)	1.95%	Aaa AA+
91282CBQ3	UST 0.500% 02/28/2026	10/28/2021 10/29/2021	\$750,000.00	\$730,751.95 \$611.19	\$731,363.14	1.11%	4.079 4.001	\$95.80 \$718,507.50	(\$12,244.45)	1.18%	Aaa AA+
91282CBT7	UST 0.750% 03/31/2026	4/26/2021 4/27/2021	\$1,250,000.00	\$1,245,654.30	\$1,245,654.30	0.82%	4.164 4.062	\$96.70 \$1,208,737.50	(\$36,916.80)	1.98%	Aaa AA+

POSITION STATEMENT

As of January 31, 2022



CUSIP	Security Description	Trade Date/ Settlement Date	Par Value	Principal Cost/ Purchased Interest	Total Cost	Yield at Cost	Maturity/ Duration	Market Price/ Market Value	Unrealized Gain/ (Loss)	% of Assets	Moody's/ S&P Rating
91282CCJ8	UST 0.875% 06/30/2026	10/22/2021 10/25/2021	\$500,000.00	\$493,027.34	\$493,027.34	1.18%	4.414 4.297	\$96.95 \$484,745.00	(\$8,282.34)	0.79%	Aaa AA+
91282CCW9	UST 0.750% 08/31/2026	8/26/2021 8/31/2021	\$500,000.00	\$497,734.38	\$497,734.38	0.84%	4.584 4.458	\$96.24 \$481,210.00	(\$16,524.38)	0.79%	Aaa AA+
91282CCZ2	UST 0.875% 09/30/2026	9/29/2021 9/30/2021	\$500,000.00	\$496,699.22	\$496,699.22	1.01%	4.666 4.526	\$96.70 \$483,515.00	(\$13,184.22)	0.79%	Aaa AA+
SubTotal			\$16,120,000.00	\$15,937,433.79 \$812.96	\$15,938,246.75	0.65%		\$15,658,338.90	(\$279,094.89)	25.65%	
Grand Total			\$62,015,552.29	\$61,723,883.62 \$1,503.79	\$61,725,387.41	0.75%		\$61,040,961.32	(\$682,922.30)	100.00%	

TRANSACTION STATEMENT

As of January 31, 2022



Transaction Type	Trade Date	Settlement Date	CUSIP	Security Description	Par Value	Principal Amount	Purchased Interest	Total Cost	Yield at Cost
Pending Purchase									
Pending Purchase	1/31/2022	2/1/2022	912828Z29	UST 1.500% 01/15/2023	750,000.00	755,097.66	528.31	755,625.97	0.78%
Total					750,000.00	755,097.66	528.31	755,625.97	

Purchase									
Purchase	1/12/2022	1/12/2022	09659CK72	BNP Paribas 10/07/2022	320,000.00	318,832.71		318,832.71	0.49%
Purchase	1/28/2022	1/31/2022	22533UHS5	Credit Agricole Corporate and Investment Bank 08/26/2022	750,000.00	747,843.75		747,843.75	0.50%
Purchase	1/28/2022	1/31/2022	13607FKR6	Canadian Imperial Holdings Inc. 10/25/2022	750,000.00	745,550.00		745,550.00	0.80%
Total					1,820,000.00	1,812,226.46		1,812,226.46	

Transaction Type	Trade Date	Settlement Date	CUSIP	Security Description	Par Value	Principal Cost	Total Proceeds	Realized Gain/Loss
Maturity								
Maturity	1/25/2022	1/25/2022	22533UAR4	Credit Agricole Corporate and Investment Bank 01/25/2022	2,500,000.00	2,496,625.00	2,500,000.00	3,375.00
Total					2,500,000.00	2,496,625.00	2,500,000.00	3,375.00

Transaction Type	Payment Date	Settlement Date	CUSIP	Security Description	Interest Received
Interest/Dividends					
Interest/Dividends	1/3/2022	1/3/2022	538036HC1	Live Oak Banking Company 1.800% 12/11/2023	152.88
Interest/Dividends	1/3/2022	1/3/2022	31846V567	First American Funds, Inc.	4.24
Interest/Dividends	1/11/2022	1/11/2022	90348JSW1	UBS Bank USA 1.000% 03/11/2022	211.48

TRANSACTION STATEMENT

As of January 31, 2022



Transaction Type	Payment Date	Settlement Date	CUSIP	Security Description	Interest Received
Interest/Dividends	1/11/2022	1/11/2022	32056GDH0	First Internet Bancorp 0.850% 05/13/2024	179.76
Interest/Dividends	1/13/2022	1/13/2022	29278TLF5	EnerBank USA 1.800% 09/13/2023	380.66
Interest/Dividends	1/18/2022	1/18/2022	949763M78	Wells Fargo Bank, National Association 1.950% 10/18/2024	372.64
Interest/Dividends	1/18/2022	1/18/2022	20726ACE6	Congressional Bank 0.200% 09/19/2022	42.30
Interest/Dividends	1/18/2022	1/18/2022	949495AQ8	Wells Fargo National Bank West 1.900% 01/17/2023	401.81
Interest/Dividends	1/19/2022	1/19/2022	3133EMNG3	FFCB 0.230% 01/19/2024	661.25
Interest/Dividends	1/20/2022	1/20/2022	59013KAS5	Merrick Bank Corporation 2.350% 06/20/2022	419.14
Interest/Dividends	1/21/2022	1/21/2022	81768PAF3	ServisFirst Bank 1.600% 02/21/2023	338.37
Interest/Dividends	1/24/2022	1/24/2022	856285SN2	State Bank of India 1.900% 01/22/2025	2,365.79
Interest/Dividends	1/26/2022	1/26/2022	05465DAK4	Axos Bank 1.650% 03/26/2024	348.94
Interest/Dividends	1/27/2022	1/27/2022	20033AZ58	Comenity Capital Bank 2.500% 06/27/2024	528.70
Interest/Dividends	1/27/2022	1/27/2022	3134GV7E2	FMCC 0.500% 01/27/2025	1,250.00
Interest/Dividends	1/31/2022	1/31/2022	654062JR0	Nicolet National Bank 1.150% 03/28/2024	243.20
Interest/Dividends	1/31/2022	1/31/2022	91282CBH3	UST 0.375% 01/31/2026	2,343.75
Interest/Dividends	1/31/2022	1/31/2022	91282CCN9	UST 0.125% 07/31/2023	640.63
Interest/Dividends	1/31/2022	1/31/2022	15118RRH2	Celtic Bank Corporation 1.850% 08/30/2024	391.24
Interest/Dividends	1/31/2022	1/31/2022	70212VAA6	Partners Bank 0.350% 06/30/2023	72.83
Total					11,349.61

TRANSACTION STATEMENT

As of January 31, 2022



Transaction Type	Trade Date	Settlement Date	Transaction Description	Amount
Custodian Fee				
Custodian Fee	1/25/2022	1/25/2022	Cash Out	(479.31)
Total				(479.31)

STATEMENT DISCLOSURE

As of January 31, 2022



Meeder provides monthly statements for its investment management clients to provide information about the investment portfolio. The information should not be used for audit or confirmation purposes. Please review your custodial statements and report any inaccuracies or discrepancies.

Certain information and data has been supplied by unaffiliated third parties. Although Meeder believes the information is reliable, it cannot warrant the accuracy of information offered by third parties. Market value may reflect prices received from pricing vendors when current market quotations are not available. Prices may not reflect firm bids or offers and may differ from the value at which the security can be sold.

Statements may include positions from unmanaged accounts provided for reporting purposes. Unmanaged accounts are managed directly by the client and are not included in the accounts managed by the investment adviser. This information is provided as a client convenience and the investment adviser assumes no responsibility for performance of these accounts or the accuracy of the data reported.

Investing involves risk. Past performance is no guarantee of future results. Debt and fixed income securities are subject to credit and interest rate risk. The investment return and principal value of an investment will fluctuate so that an investors shares, when redeemed, may be worth more or less than their original cost. Current performance may be lower or higher than the performance data quoted.

Meeder Investment Management is the global brand for the Meeder group of affiliated companies. Investment advisory services are provided through Meeder Public Funds, Inc. Please contact us if you would like to receive a copy of our current ADV disclosure brochure or privacy policy.



Cleveland Public Library 2019A Tax-Exempt Bond Proceeds

Monthly Investment Report
January 31, 2022

Your Investment Representative:

Jim McCourt
(614) 923-1151
jmccourt@meederinvestment.com

For questions about your account please contact your investment representative or contact publicfundsoperations@meederinvestment.com
Dublin, Ohio | Lansing, Michigan | Long Beach, California | 866-633-3371 | www.meederpublicfunds.com

PORTFOLIO SUMMARY

As of January 31, 2022



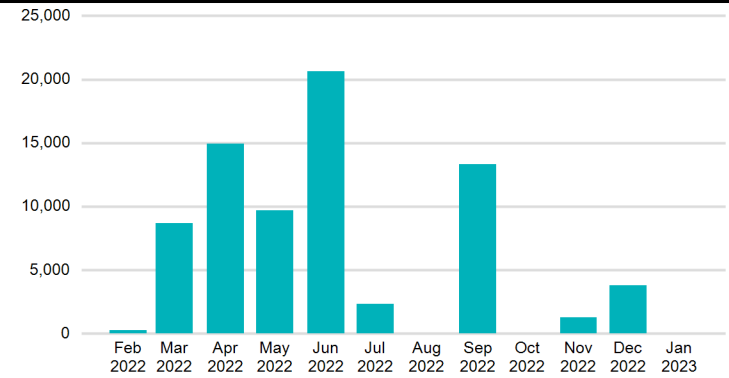
MONTHLY RECONCILIATION

Beginning Book Value	41,162,400.85
Contributions	
Withdrawals	(1,500,000.00)
Prior Month Custodian Fees	(343.14)
Realized Gains/Losses	7,102.22
Gross Interest Earnings	1,550.90
Ending Book Value	39,670,710.83

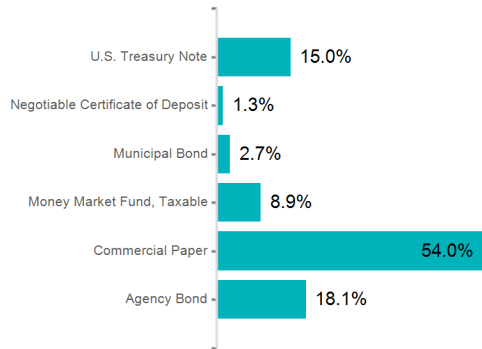
PORTFOLIO CHARACTERISTICS

Portfolio Yield to Maturity	0.27%
Portfolio Effective Duration	0.42 yrs
Weighted Average Maturity	0.42 yrs

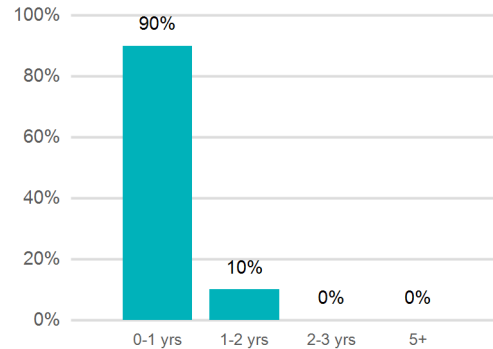
PROJECTED MONTHLY INCOME SCHEDULE



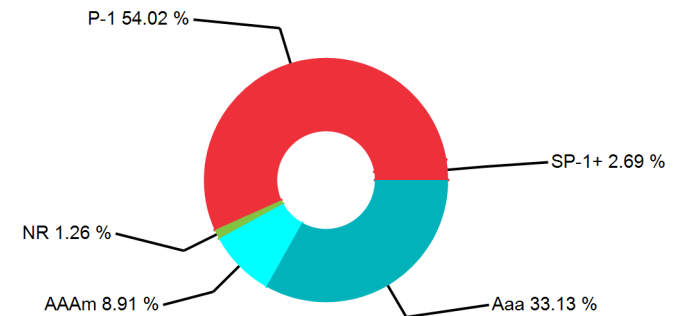
SECTOR ALLOCATION



MATURITY DISTRIBUTION



CREDIT QUALITY



Cleveland Public Library 2019A Tax-Exempt Bond Proceeds

PROJECTED INCOME SCHEDULE

As of January 31, 2022



CUSIP	SECURITY DESCRIPTION	Feb 2022	Mar 2022	Apr 2022	May 2022	Jun 2022	Jul 2022	Aug 2022	Sep 2022	Oct 2022	Nov 2022	Dec 2022	Jan 2023
084601XB4	Legacy Banks 1.250% 04/21/2022			1,929									
09659KDN7	BNP Paribas 04/22/2022			6,351									
2254EBCR0	Credit Suisse AG 03/25/2022		670										
2254EBD81	Credit Suisse AG 04/08/2022			6,638									
2906416L8	Elyria, City of 0.750% 06/29/2022					717							
3130AKJD9	FHLB 0.140% 12/29/2022					1,400						3,800	
3133EKZY5	FFCB 1.550% 06/01/2022					18,495							
3133ELTZ7	FFCB 0.625% 03/18/2022		4,985										
3133ELZN7	FFCB 0.160% 05/18/2022				2,175								
33651NAF9	First State Bank of The Southeast, Inc 1.350% 03/31/2022	258	534										
46640QC25	J.P. Morgan Securities LLC 03/02/2022		1,236										
53948BE62	Lloyds Bank Corporate Markets PLC 05/06/2022				6,281								
8923A1JG7	Toyota Credit de Puerto Rico Corp. 09/16/2022								12,075				
91282CAR2	UST 0.125% 10/31/2022			4,375						28,164			
91282CBG5	UST 0.125% 01/31/2023						1,250						
91282CBU4	UST 0.125% 03/31/2023		1,250						1,250				
91282CCD1	UST 0.125% 05/31/2023				1,250						1,250		
987643UY7	Youngstown, City of 1.000% 07/07/2022						1,074						
TOTAL		258	8,676	19,293	9,705	20,612	2,324		13,325	28,164	1,250	3,800	

POSITION STATEMENT

As of January 31, 2022



CUSIP	Security Description	Trade Date/ Settlement Date	Par Value	Principal Cost/ Purchased Interest	Total Cost	Yield at Cost	Maturity/ Duration	Market Price/ Market Value	Unrealized Gain/ (Loss)	% of Assets	Moody's/ S&P Rating
Cash and Cash Equivalents											
31846V567	First American Funds, Inc.	1/31/2022 1/31/2022	\$3,530,812.40	\$3,530,812.40	\$3,530,812.40	0.02%	0.003 0.003	\$1.00 \$3,530,812.40	\$0.00	7.90%	AAAm
STAROHIO	STAR Ohio XX703	1/31/2022 1/31/2022	\$5,075,572.59	\$5,075,572.59	\$5,075,572.59	0.12%	0.003 0.003	\$1.00 \$5,075,572.59	\$0.00	11.35%	AAAm
SubTotal			\$8,606,384.99	\$8,606,384.99	\$8,606,384.99	0.08%		\$8,606,384.99	\$0.00	19.25%	
Agency Bond											
3133ELTZ7	FFCB 0.625% 03/18/2022	3/17/2020 3/18/2020	\$1,000,000.00	\$998,140.00	\$998,140.00	0.72%	0.126 0.134	\$100.07 \$1,000,710.00	\$2,570.00	2.24%	Aaa AA+
3133ELZN7	FFCB 0.160% 05/18/2022	10/8/2020 10/9/2020	\$2,685,000.00	\$2,684,973.15	\$2,684,973.15	0.16%	0.293 0.301	\$99.93 \$2,683,039.95	(\$1,933.20)	6.00%	Aaa AA+
3133EKZY5	FFCB 1.550% 06/01/2022	9/19/2019 9/20/2019	\$1,500,000.00	\$1,493,130.00	\$1,493,130.00	1.72%	0.332 0.339	\$100.42 \$1,506,240.00	\$13,110.00	3.37%	Aaa AA+
3130AKJD9	FHLB 0.140% 12/29/2022	12/9/2020 12/29/2020	\$2,000,000.00	\$1,997,600.00	\$1,997,600.00	0.20%	0.910 0.814	\$99.64 \$1,992,720.00	(\$4,880.00)	4.46%	Aaa AA+
SubTotal			\$7,185,000.00	\$7,173,843.15	\$7,173,843.15	0.58%		\$7,182,709.95	\$8,866.80	16.06%	
Commercial Paper											
46640QC25	J.P. Morgan Securities LLC 03/02/2022	12/2/2021 12/3/2021	\$2,500,000.00	\$2,498,763.89	\$2,498,763.89	0.20%	0.082 0.090	\$99.99 \$2,499,775.00	\$1,011.11	5.59%	P-1 A-1
2254EBCR0	Credit Suisse AG 03/25/2022	6/30/2021 6/30/2021	\$500,000.00	\$499,330.00	\$499,330.00	0.18%	0.145 0.156	\$99.98 \$499,885.50	\$555.50	1.12%	P-1 A-1
2254EBD81	Credit Suisse AG 04/08/2022	7/12/2021 7/13/2021	\$4,935,000.00	\$4,928,362.43	\$4,928,362.43	0.18%	0.184 0.191	\$99.95 \$4,932,433.80	\$4,071.37	11.03%	P-1 A-1
09659KDN7	BNP Paribas 04/22/2022	7/26/2021 7/27/2021	\$5,000,000.00	\$4,993,648.61	\$4,993,648.61	0.17%	0.222 0.230	\$99.94 \$4,996,850.00	\$3,201.39	11.18%	P-1 A-1
53948BE62	Lloyds Bank Corporate Markets PLC 05/06/2022	8/12/2021 8/13/2021	\$5,000,000.00	\$4,993,719.44	\$4,993,719.44	0.17%	0.260 0.272	\$99.92 \$4,996,175.00	\$2,455.56	11.17%	P-1 A-1
8923A1JG7	Toyota Credit de Puerto Rico Corp. 09/16/2022	12/17/2021 12/20/2021	\$3,500,000.00	\$3,487,925.00	\$3,487,925.00	0.46%	0.625 0.630	\$99.58 \$3,485,370.00	(\$2,555.00)	7.79%	P-1 A-1+
SubTotal			\$21,435,000.00	\$21,401,749.37	\$21,401,749.37	0.22%		\$21,410,489.30	\$8,739.93	47.88%	

POSITION STATEMENT

As of January 31, 2022



CUSIP	Security Description	Trade Date/ Settlement Date	Par Value	Principal Cost/ Purchased Interest	Total Cost	Yield at Cost	Maturity/ Duration	Market Price/ Market Value	Unrealized Gain/ (Loss)	% of Assets	Moody's/ S&P Rating
Municipal Bond											
2906416L8	Elyria, City of 0.750% 06/29/2022	6/10/2021 6/29/2021	\$340,000.00	\$342,036.60	\$342,036.60	0.15%	0.408 0.415	\$100.12 \$340,414.80	(\$1,621.80)	0.76%	SP-1+
2906416L8	Elyria, City of 0.750% 06/29/2022	6/11/2021 6/29/2021	\$135,000.00	\$135,808.65	\$135,808.65	0.15%	0.408 0.415	\$100.12 \$135,164.70	(\$643.95)	0.30%	SP-1+
987643UY7	Youngstown, City of 1.000% 07/07/2022	6/25/2021 7/7/2021	\$590,000.00	\$594,826.20	\$594,826.20	0.18%	0.430 0.437	\$100.15 \$590,908.60	(\$3,917.60)	1.32%	SP-1+
SubTotal			\$1,065,000.00	\$1,072,671.45	\$1,072,671.45	0.17%		\$1,066,488.10	(\$6,183.35)	2.39%	
Negotiable Certificate of Deposit											
33651NAF9	First State Bank of The Southeast, Inc 1.350% 03/31/2022	3/26/2020 3/31/2020	\$249,000.00	\$248,751.00	\$248,751.00	1.40%	0.162 0.169	\$100.21 \$249,522.90	\$771.90	0.56%	
084601XB4	Legacy Banks 1.250% 04/21/2022	4/2/2020 4/8/2020	\$248,000.00	\$247,727.20	\$247,727.20	1.31%	0.219 0.227	\$100.25 \$248,627.44	\$900.24	0.56%	
SubTotal			\$497,000.00	\$496,478.20	\$496,478.20	1.35%		\$498,150.34	\$1,672.14	1.11%	
U.S. Treasury Note											
91282CBG5	UST 0.125% 01/31/2023	6/21/2021 6/22/2021	\$2,000,000.00	\$1,996,953.13	\$1,996,953.13	0.22%	1.000 1.003	\$99.36 \$1,987,120.00	(\$9,833.13)	4.44%	Aaa AA+
91282CBU4	UST 0.125% 03/31/2023	6/3/2021 6/4/2021	\$2,000,000.00	\$1,999,375.00	\$1,999,375.00	0.14%	1.162 1.163	\$99.15 \$1,982,960.00	(\$16,415.00)	4.43%	Aaa AA+
91282CCD1	UST 0.125% 05/31/2023	6/3/2021 6/4/2021	\$2,000,000.00	\$1,998,828.13	\$1,998,828.13	0.15%	1.329 1.328	\$98.93 \$1,978,600.00	(\$20,228.13)	4.43%	Aaa AA+
SubTotal			\$6,000,000.00	\$5,995,156.26	\$5,995,156.26	0.17%		\$5,948,680.00	(\$46,476.26)	13.30%	
Grand Total			\$44,788,384.99	\$44,746,283.42	\$44,746,283.42	0.26%		\$44,712,902.68	(\$33,380.74)	100.00%	

TRANSACTION STATEMENT

As of January 31, 2022



Transaction Type	Trade Date	Settlement Date	CUSIP	Security Description	Par Value	Principal Amount	Purchased Interest	Total Cost	Yield at Cost
Pending Purchase									
Pending Purchase	1/31/2022	2/1/2022	91282CAR2	UST 0.125% 10/31/2022	3,500,000.00	3,488,105.46	1,123.96	3,489,229.42	0.58%
Total					3,500,000.00	3,488,105.46	1,123.96	3,489,229.42	

Transaction Type	Trade Date	Settlement Date	CUSIP	Security Description	Par Value	Principal Cost	Total Proceeds	Realized Gain/Loss
Maturity								
Maturity	1/7/2022	1/7/2022	89233HA79	Toyota Motor Credit Corporation 01/07/2022	1,000,000.00	998,511.11	1,000,000.00	1,488.89
Maturity	1/7/2022	1/7/2022	63873KA72	Natixis 01/07/2022	1,000,000.00	998,436.67	1,000,000.00	1,563.33
Maturity	1/25/2022	1/25/2022	22533UAR4	Credit Agricole Corporate and Investment Bank 01/25/2022	3,000,000.00	2,995,950.00	3,000,000.00	4,050.00
Total					5,000,000.00	4,992,897.78	5,000,000.00	7,102.22

Transaction Type	Payment Date	Settlement Date	CUSIP	Security Description	Interest Received
Interest/Dividends					
Interest/Dividends	1/3/2022	1/3/2022	31846V567	First American Funds, Inc.	15.40
Interest/Dividends	1/31/2022	1/31/2022	33651NAF9	First State Bank of The Southeast, Inc 1.350% 03/31/2022	285.50
Interest/Dividends	1/31/2022	1/31/2022	91282CBG5	UST 0.125% 01/31/2023	1,250.00
Total					1,550.90

TRANSACTION STATEMENT

As of January 31, 2022



Transaction Type	Trade Date	Settlement Date	Transaction Description	Amount
Custodian Fee				
Custodian Fee	1/25/2022	1/25/2022	Cash Out	(343.14)
Total				(343.14)
Withdrawal				
Withdrawal	1/7/2022	1/7/2022	Cash Out	(1,500,000.00)
Total				(1,500,000.00)

STATEMENT DISCLOSURE

As of January 31, 2022



Meeder provides monthly statements for its investment management clients to provide information about the investment portfolio. The information should not be used for audit or confirmation purposes. Please review your custodial statements and report any inaccuracies or discrepancies.

Certain information and data has been supplied by unaffiliated third parties. Although Meeder believes the information is reliable, it cannot warrant the accuracy of information offered by third parties. Market value may reflect prices received from pricing vendors when current market quotations are not available. Prices may not reflect firm bids or offers and may differ from the value at which the security can be sold.

Statements may include positions from unmanaged accounts provided for reporting purposes. Unmanaged accounts are managed directly by the client and are not included in the accounts managed by the investment adviser. This information is provided as a client convenience and the investment adviser assumes no responsibility for performance of these accounts or the accuracy of the data reported.

Investing involves risk. Past performance is no guarantee of future results. Debt and fixed income securities are subject to credit and interest rate risk. The investment return and principal value of an investment will fluctuate so that an investors shares, when redeemed, may be worth more or less than their original cost. Current performance may be lower or higher than the performance data quoted.

Meeder Investment Management is the global brand for the Meeder group of affiliated companies. Investment advisory services are provided through Meeder Public Funds, Inc. Please contact us if you would like to receive a copy of our current ADV disclosure brochure or privacy policy.



Cleveland Public Library 2019B Taxable Bond Proceeds

Monthly Investment Report
January 31, 2022

Your Investment Representative:

Jim McCourt
(614) 923-1151
jmccourt@meederinvestment.com

For questions about your account please contact your investment representative or contact publicfundsoperations@meederinvestment.com
Dublin, Ohio | Lansing, Michigan | Long Beach, California | 866-633-3371 | www.meederpublicfunds.com

PORTFOLIO SUMMARY

As of January 31, 2022



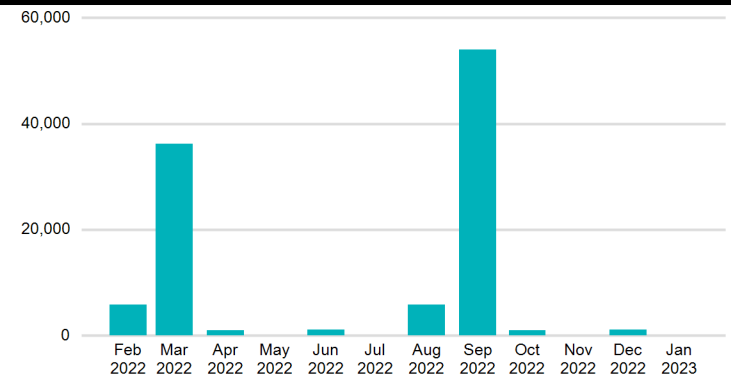
MONTHLY RECONCILIATION

Beginning Book Value	9,231,875.84
Contributions	
Withdrawals	
Prior Month Custodian Fees	(77.69)
Realized Gains/Losses	
Gross Interest Earnings	0.86
Ending Book Value	9,231,799.01

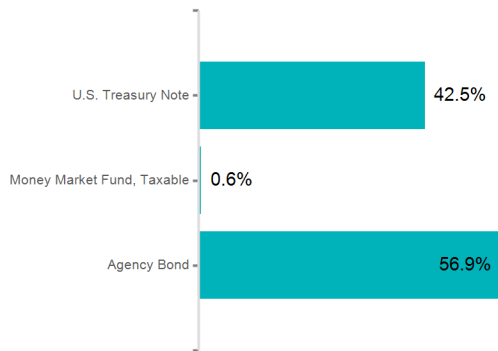
PORTFOLIO CHARACTERISTICS

Portfolio Yield to Maturity	1.11%
Portfolio Effective Duration	1.30 yrs
Weighted Average Maturity	1.31 yrs

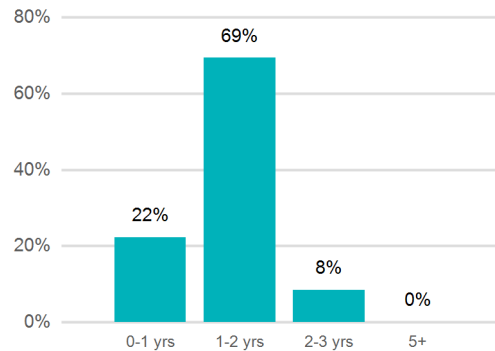
PROJECTED MONTHLY INCOME SCHEDULE



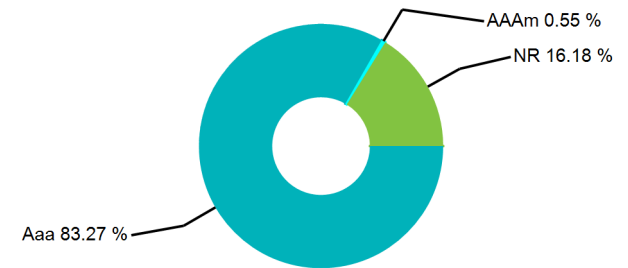
SECTOR ALLOCATION



MATURITY DISTRIBUTION



CREDIT QUALITY



Cleveland Public Library 2019B Taxable Bond Proceeds

PROJECTED INCOME SCHEDULE

As of January 31, 2022



CUSIP	SECURITY DESCRIPTION	Feb 2022	Mar 2022	Apr 2022	May 2022	Jun 2022	Jul 2022	Aug 2022	Sep 2022	Oct 2022	Nov 2022	Dec 2022	Jan 2023
3130AGWK7	FHLB 1.500% 08/15/2024	5,813						5,813					
3133EMBS0	FFCB 0.200% 10/02/2023			1,000						1,000			
3135G0W33	FNMA 1.375% 09/06/2022		13,750						31,510				
31422BXH8	AGM 0.850% 03/20/2023		6,375						6,375				
912828Q29	UST 1.500% 03/31/2023		7,500						7,500				
912828T26	UST 1.375% 09/30/2023		8,594						8,594				
91282CCK5	UST 0.125% 06/30/2023					1,063						1,063	
TOTAL		5,813	36,219	1,000		1,063		5,813	53,979	1,000		1,063	

POSITION STATEMENT

As of January 31, 2022



CUSIP	Security Description	Trade Date/ Settlement Date	Par Value	Principal Cost/ Purchased Interest	Total Cost	Yield at Cost	Maturity/ Duration	Market Price/ Market Value	Unrealized Gain/ (Loss)	% of Assets	Moody's/ S&P Rating
Cash and Cash Equivalents											
31846V567	First American Funds, Inc.	1/31/2022 1/31/2022	\$51,351.92	\$51,351.92	\$51,351.92	0.02%	0.003 0.003	\$1.00 \$51,351.92	\$0.00	0.55%	AAAm
SubTotal			\$51,351.92	\$51,351.92	\$51,351.92	0.02%		\$51,351.92	\$0.00	0.55%	
Agency Bond											
3135G0W33	FNMA 1.375% 09/06/2022	9/10/2019 9/11/2019	\$2,000,000.00	\$1,982,240.00	\$1,982,240.00	1.68%	0.597 0.600	\$100.49 \$2,009,720.00	\$27,480.00	21.68%	Aaa AA+
31422BXH8	AGM 0.850% 03/20/2023	3/25/2020 3/27/2020	\$1,500,000.00	\$1,500,000.00	\$1,500,000.00	0.85%	1.132 1.127	\$99.99 \$1,499,835.00	(\$165.00)	16.18%	
3133EMBS0	FFCB 0.200% 10/02/2023	10/5/2020 10/6/2020	\$1,000,000.00	\$998,190.00	\$998,190.00	0.26%	1.668 1.663	\$98.67 \$986,720.00	(\$11,470.00)	10.64%	Aaa AA+
3130AGWK7	FHLB 1.500% 08/15/2024	9/26/2019 9/27/2019	\$775,000.00	\$771,187.00	\$771,187.00	1.61%	2.540 2.472	\$100.42 \$778,270.50	\$7,083.50	8.40%	Aaa AA+
SubTotal			\$5,275,000.00	\$5,251,617.00	\$5,251,617.00	1.17%		\$5,274,545.50	\$22,928.50	56.90%	
U.S. Treasury Note											
912828Q29	UST 1.500% 03/31/2023	9/18/2019 9/19/2019	\$1,000,000.00	\$994,921.88	\$994,921.88	1.65%	1.162 1.153	\$100.77 \$1,007,660.00	\$12,738.12	10.87%	Aaa AA+
91282CCK5	UST 0.125% 06/30/2023	6/24/2021 6/30/2021	\$1,700,000.00	\$1,695,285.16	\$1,695,285.16	0.26%	1.411 1.410	\$98.82 \$1,679,940.00	(\$15,345.16)	18.12%	Aaa AA+
912828T26	UST 1.375% 09/30/2023	10/25/2019 10/28/2019	\$1,250,000.00	\$1,238,623.05	\$1,238,623.05	1.62%	1.663 1.640	\$100.52 \$1,256,450.00	\$17,826.95	13.55%	Aaa AA+
SubTotal			\$3,950,000.00	\$3,928,830.09	\$3,928,830.09	1.05%		\$3,944,050.00	\$15,219.91	42.55%	
Grand Total			\$9,276,351.92	\$9,231,799.01	\$9,231,799.01	1.11%		\$9,269,947.42	\$38,148.41	100.00%	

TRANSACTION STATEMENT

As of January 31, 2022



Transaction Type	Payment Date	Settlement Date	CUSIP	Security Description	Interest Received
Interest/Dividends					
Interest/Dividends	1/3/2022	1/3/2022	31846V567	First American Funds, Inc.	0.86
Total					0.86

Transaction Type	Trade Date	Settlement Date	Transaction Description	Amount
Custodian Fee				
Custodian Fee	1/25/2022	1/25/2022	Cash Out	(77.69)
Total				(77.69)

STATEMENT DISCLOSURE

As of January 31, 2022



Meeder provides monthly statements for its investment management clients to provide information about the investment portfolio. The information should not be used for audit or confirmation purposes. Please review your custodial statements and report any inaccuracies or discrepancies.

Certain information and data has been supplied by unaffiliated third parties. Although Meeder believes the information is reliable, it cannot warrant the accuracy of information offered by third parties. Market value may reflect prices received from pricing vendors when current market quotations are not available. Prices may not reflect firm bids or offers and may differ from the value at which the security can be sold.

Statements may include positions from unmanaged accounts provided for reporting purposes. Unmanaged accounts are managed directly by the client and are not included in the accounts managed by the investment adviser. This information is provided as a client convenience and the investment adviser assumes no responsibility for performance of these accounts or the accuracy of the data reported.

Investing involves risk. Past performance is no guarantee of future results. Debt and fixed income securities are subject to credit and interest rate risk. The investment return and principal value of an investment will fluctuate so that an investors shares, when redeemed, may be worth more or less than their original cost. Current performance may be lower or higher than the performance data quoted.

Meeder Investment Management is the global brand for the Meeder group of affiliated companies. Investment advisory services are provided through Meeder Public Funds, Inc. Please contact us if you would like to receive a copy of our current ADV disclosure brochure or privacy policy.