

CLEVELAND PUBLIC LIBRARY

Board Meeting

REPORT ON INVESTMENTS – March 2022

1. INTERIM DEPOSITS

In accordance with *Ohio Revised Code* Section 135.14, funds that become available periodically throughout the fiscal year are invested in short-term investments known as interim deposits. The investments are in securities that provide the highest interest rate consistent with the highest degree of safety. Other balances are invested in US Treasury issues, agency issues, municipal bonds, commercial paper, and negotiable certificates of deposit as managed by Meeder Investment Management, STAR Ohio, Government Insured Deposit Program (replaced the STAR Plus program), and a federal money market fund.

Following is a description of interim deposit earnings for the period March 1, 2022 through March 31, 2022.

<u>Investment Period</u>	<u>No. of Days</u>	<u>Amount</u>	<u>Bank</u>	<u>Interest Rate</u>	<u>Investment Income</u>	<u>Investment Form</u>
OPERATING FUND:						
03/01/22 - 03/31/22	31	Various	STAR Ohio	Various	4,076.14	Investment Pool
03/01/22 - 03/31/22	31	Various	Government Insured Deposit Program	Various	0.00	Bank Deposit Program
03/01/22 - 03/31/22	31	Various	U.S. Bank	Various	4.11	Sweep Money Market
09/08/21 - 03/08/22	182	500,000	Federal Home Loan Bank	2.375%	5,937.50	Federal Agency
09/09/21 - 03/09/22	182	800,000	Federal Home Loan Bank	2.000%	8,000.00	Federal Agency
09/17/21 - 03/17/22	182	450,000	Federal Home Loan Bank	0.800%	1,800.00	Federal Agency
09/18/21 - 03/18/22	182	1,000,000	Federal Farm Credit Bank	0.625%	5,205.00	Federal Agency
09/23/21 - 03/23/22	182	810,000	Federal Home Loan Bank	0.390%	1,579.50	Federal Agency
09/30/21 - 03/23/22	175	900,000	Federal Home Loan Mortgage Corp.	0.375%	1,621.87	Federal Agency
09/24/21 - 03/24/22	182	1,000,000	Federal Farm Credit Bank	0.360%	1,800.00	Federal Agency
09/24/21 - 03/24/22	182	1,000,000	Federal Home Loan Mortgage Corp.	0.400%	2,000.00	Federal Agency
12/27/21 - 03/27/22	91	750,000	Federal Home Loan Bank	0.400%	750.00	Federal Agency
09/29/21 - 03/29/22	182	1,000,000	Federal Home Loan Mortgage Corp.	0.350%	1,750.00	Federal Agency
10/26/21 - 03/30/22	156	600,000	Federal Home Loan Bank	0.300%	770.00	Federal Agency
09/30/21 - 03/30/22	182	500,000	Federal Home Loan Bank	1.000%	2,500.00	Federal Agency
02/01/22 - 03/01/22	29	100,000	Live Oak Banking Co.	1.800%	138.08	Negotiable CD
09/30/21 - 03/07/22	159	248,000	American Express National Bank	1.450%	3,389.34	Negotiable CD
02/11/22 - 03/11/22	29	249,000	UBS Bank USA	1.000%	689.01	Negotiable CD
02/11/22 - 03/11/22	29	249,000	First Internet Bank of Indiana	0.850%	162.36	Negotiable CD
02/13/22 - 03/13/22	29	249,000	Enerbank USA	1.800%	343.82	Negotiable CD
09/14/21 - 03/14/22	182	249,000	Bank Hapoalim BM NY	0.300%	370.43	Negotiable CD

<u>Investment Period</u>	<u>No. of Days</u>	<u>Amount</u>	<u>Bank</u>	<u>Interest Rate</u>	<u>Investment Income</u>	<u>Investment Form</u>	
02/17/22 - 03/17/22	29	249,000	Wells Fargo National Bank West	1.900%	362.93	Negotiable CD	
02/18/22 - 03/18/22	29	225,000	Wells Fargo Bank NA	1.950%	336.58	Negotiable CD	
02/18/22 - 03/18/22	29	249,000	Congressional Bank	0.200%	38.20	Negotiable CD	
02/20/22 - 03/20/22	29	210,000	Merrick Bank	2.350%	378.58	Negotiable CD	
09/20/21 - 03/21/22	183	248,000	Centerstate Bank NA	1.000%	1,236.60	Negotiable CD	
02/21/22 - 03/21/22	29	249,000	SeviFirst Bank	1.600%	305.62	Negotiable CD	
02/26/22 - 03/26/22	29	249,000	Axos Bank	1.650%	315.17	Negotiable CD	
02/27/22 - 03/27/22	29	249,000	Comenity Capital Bank	2.500%	477.53	Negotiable CD	
09/26/21 - 03/28/22	184	248,000	CIT Bank NA	1.050%	1,305.57	Negotiable CD	
02/28/22 - 03/30/22	31	249,000	Nicolet National Bank	1.150%	243.20	Negotiable CD	
02/28/22 - 03/30/22	31	245,000	Partners Bank	0.350%	70.48	Negotiable CD	
02/28/22 - 03/30/22	31	249,000	Celtic Bank	1.850%	378.62	Negotiable CD	
03/25/22 - 03/31/22	7	1,000,000	United States Treasury Note	1.500%	247.26	Treasury Security	
09/30/21 - 03/31/22	183	500,000	United States Treasury Note	0.875%	2,187.50	Treasury Security	
09/30/21 - 03/31/22	183	1,000,000	United States Treasury Note	0.250%	1,250.00	Treasury Security	
10/15/21 - 03/31/22	168	465,000	United States Treasury Note	0.250%	533.35	Treasury Security	
09/30/21 - 03/31/22	183	1,250,000	United States Treasury Note	0.750%	4,687.50	Treasury Security	
					Earned Interest March 2022	\$ 57,241.85	
					Earned Interest Year To Date	\$ 93,482.11	

SERIES 2019A TAX-EXEMPT NOTES:

03/01/22 - 03/31/22	31	Various	STAR Ohio	Various	1,051.60	Investment Pool	
03/01/22 - 03/31/22	31	Various	U.S. Bank	Various	0.64	Sweep Money Market	
12/03/21 - 03/02/22	90	2,500,000	J.P. Morgan Securities LLC	0.200%	1,236.11	Commercial Paper	
06/30/21 - 03/25/22	269	500,000	Credit Suisse AG	0.180%	670.00	Commercial Paper	
09/18/21 - 03/18/22	182	1,000,000	Federal Farm Credit Bank	0.625%	4,985.00	Federal Agency	
02/28/22 - 03/31/22	32	249,000	First State Financial	1.350%	534.50	Negotiable CD	
09/30/21 - 03/31/22	183	2,000,000	United States Treasury Note	0.125%	1,250.00	Treasury Security	
					Earned Interest March 2022	\$ 9,727.85	
					Earned Interest Year To Date	\$ 19,604.26	

SERIES 2019B TAXABLE NOTES:

03/01/22 - 03/31/22	31	Various	U.S. Bank	Various	0.83	Sweep Money Market	
09/06/21 - 03/06/22	182	2,000,000	Federal National Mortgage Assn.	1.375%	13,750.00	Federal Agency	
09/20/21 - 03/20/22	182	1,500,000	Farmer Mac	0.850%	6,375.00	Federal Agency	
09/30/21 - 03/31/22	183	1,000,000	United States Treasury Note	1.500%	7,500.00	Treasury Security	
09/30/21 - 03/31/22	183	1,250,000	United States Treasury Note	1.375%	8,593.75	Treasury Security	
					Earned Interest March 2022	\$ 36,219.58	
					Earned Interest Year To Date	\$ 42,033.81	

<u>Investment Period</u>	<u>No. of Days</u>	<u>Amount</u>	<u>Bank</u>	<u>Interest Rate</u>	<u>Investment Income</u>	<u>Investment Form</u>
NOTE RETIREMENT FUND:						
03/01/22 - 03/31/22	31	Various	Huntington National Bank	Various	14.15	Sweep Money Market
				Earned Interest March 2022	\$ 14.15	
				Earned Interest Year To Date	\$ 28.76	
ESCROW ACCOUNT:						
03/01/22 - 03/31/22	31	Various	Huntington National Bank	Various	0.93	Money Market
				Earned Interest March 2022	\$ 0.93	
				Earned Interest Year To Date	\$ 2.73	
				Earned Interest March 2022--All Funds	\$ 103,204.36	
				Earned Interest Year To Date--All Funds	\$ 155,151.67	



M E E D E R
PUBLIC FUNDS



Cleveland Public Library Operating Account

Monthly Investment Report
March 31, 2022

Your Investment Representative:

Jim McCourt

(614) 923-1151

jmccourt@meederinvestment.com

For questions about your account please contact your investment representative or contact publicfundsoperations@meederinvestment.com

Dublin, Ohio | Lansing, Michigan | Long Beach, California | Austin, Texas | 866-633-3371 | www.meederpublicfunds.com

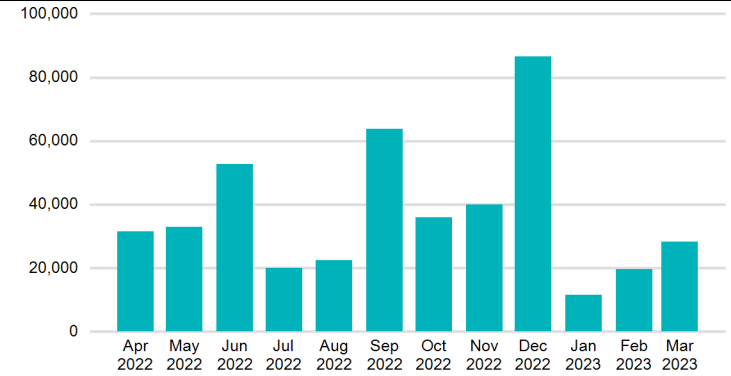
MONTHLY RECONCILIATION

Beginning Book Value	57,748,404.20
Contributions	5,000,000.00
Withdrawals	
Prior Month Custodian Fees	(472.87)
Realized Gains/Losses	4,410.72
Purchased Interest	(16,550.74)
Gross Interest Earnings	56,251.26
Ending Book Value	62,792,042.57

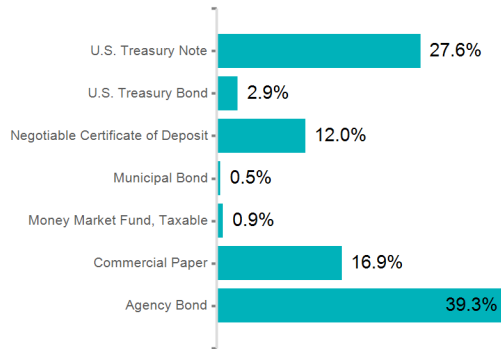
PORTFOLIO CHARACTERISTICS

Portfolio Yield to Maturity	0.92%
Portfolio Effective Duration	2.12 yrs
Weighted Average Maturity	2.22 yrs

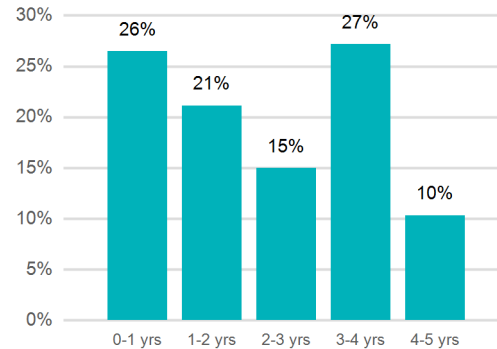
PROJECTED MONTHLY INCOME SCHEDULE



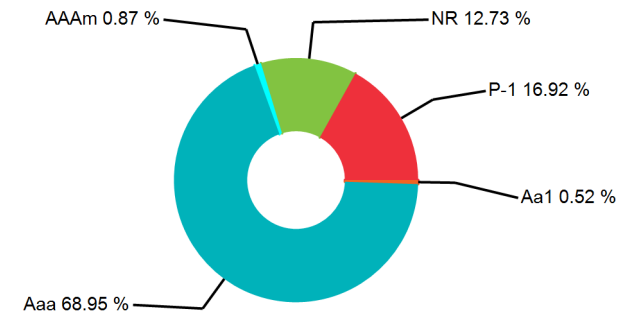
SECTOR ALLOCATION



MATURITY DISTRIBUTION



CREDIT QUALITY



Cleveland Public Library Operating Account

PROJECTED INCOME SCHEDULE

As of March 31, 2022



CUSIP	SECURITY DESCRIPTION	Apr 2022	May 2022	Jun 2022	Jul 2022	Aug 2022	Sep 2022	Oct 2022	Nov 2022	Dec 2022	Jan 2023	Feb 2023	Mar 2023
02007GKC6	Ally Bank 2.500% 06/06/2022			3,805									
02589ABQ4	American Express National Bank 2.000% 03/09/2027						2,490						2,450
05465DAK4	Axos Bank 1.650% 03/26/2024	349	338	349	338	349	349	338	349	338	349	349	315
05580ATH7	BMW Bank of North America 1.800% 11/29/2022		2,205						2,597				
06251A2E9	Bank Hapoalim B.M. 0.300% 09/14/2023						377						370
06366HL13	Bank of Montreal 11/01/2022								3,771				
09659CGC6	BNP Paribas 07/12/2022				705								
09659CK72	BNP Paribas 10/07/2022							1,167					
09659KDN7	BNP Paribas 04/22/2022	635											
13607FKR6	Canadian Imperial Holdings Inc. 10/25/2022							4,450					
14042RLP4	Capital One, National Association 2.650% 05/22/2024		3,233								3,286		
14042TAP2	Capital One Bank (Usa), National Association 2.650% 05/22/2024		3,233								3,286		
15118RRH2	Celtic Bank Corporation 1.850% 08/30/2024	391	379	391	379	391	391	379	391	379	391	366	379
20033AZ58	Comenity Capital Bank 2.500% 06/27/2024	529	512	529	512	529	529	512	529	512	529	529	478
20726ACE6	Congressional Bank 0.200% 09/19/2022	42	41	42	41	42	168						
22533UHS5	Credit Agricole Corporate and Investment Bank 08/26/2022					2,156							
29278TLF5	EnerBank USA 1.800% 09/13/2023	381	368	381	368	381	381	368	381	368	381	381	344
3130A3VC5	FHLB 2.250% 12/08/2023			11,250						11,250			
3130AB3H7	FHLB 2.375% 03/08/2024						5,938						5,938
3130AJLH0	FHLB 0.920% 05/19/2026		3,335						3,335				

Cleveland Public Library Operating Account

PROJECTED INCOME SCHEDULE

As of March 31, 2022



CUSIP	SECURITY DESCRIPTION	Apr 2022	May 2022	Jun 2022	Jul 2022	Aug 2022	Sep 2022	Oct 2022	Nov 2022	Dec 2022	Jan 2023	Feb 2023	Mar 2023
3130AK6G6	FHLB 0.390% 09/23/2024						1,580						1,580
3130AKVV5	FHLB 0.500% 02/18/2026					2,500						2,500	
3130ALZ23	FHLB 0.800% 04/28/2025	1,100						1,100					
3130AMNX6	FHLB 1.020% 06/10/2026			3,494						3,494			
3130ANVB3	FHLB 0.800% 09/17/2025						1,800						1,800
3130ANYN4	FHLB 1.000% 09/30/2026						2,500						2,500
3130ANZ60	FHLB 0.400% 06/27/2025			750			938			938			938
3130AP3C7	FHLB 1.100% 09/30/2026						3,300						3,300
3130APFS9	FHLB 1.050% 10/28/2026	3,596						3,596					
3130APW43	FHLB 1.500% 12/02/2026			3,750						3,750			
313380GJ0	FHLB 2.000% 09/09/2022						13,968						
3133EK6J0	FFCB 1.625% 11/08/2024		4,063						4,063				
3133ELH80	FFCB 0.680% 06/10/2025			2,550						2,550			
3133EMBD3	FFCB 0.360% 09/24/2024						1,800						1,800
3133EMNG3	FFCB 0.230% 01/19/2024				661						661		
3133EMQX3	FFCB 0.590% 02/17/2026					1,475						1,475	
3133EMWV0	FFCB 0.350% 04/22/2024	2,625						2,625					
3133EMXS6	FFCB 0.720% 04/28/2025	6,300						6,300					
3133EMZW5	FFCB 0.730% 05/19/2025		1,150						1,150				
3133ENTK6	FFCB 2.51% 04/01/25							12,550					
3134GV7E2	FMCC 0.500% 01/27/2025				1,250						1,250		
3134GW4B9	FMCC 0.500% 10/29/2025	1,250						1,250					
3134GWUS3	FMCC 0.400% 09/24/2024						2,000						2,000
3134GWXC5	FMCC 0.350% 03/29/2024						1,750						1,750
3134GWZG4	FMCC 0.600% 10/20/2025	1,950						1,950					

Cleveland Public Library Operating Account

PROJECTED INCOME SCHEDULE

As of March 31, 2022



CUSIP	SECURITY DESCRIPTION	Apr 2022	May 2022	Jun 2022	Jul 2022	Aug 2022	Sep 2022	Oct 2022	Nov 2022	Dec 2022	Jan 2023	Feb 2023	Mar 2023
3134GWZV1	FMCC 0.650% 10/22/2025	1,333						1,333					
3134GXAY0	FMCC 0.300% 11/13/2023		750						750				
3134GXFV1	FMCC 0.625% 12/17/2025			1,563						1,563			
3135GA2Z3	FNMA 0.560% 11/17/2025		1,470						1,470				
3136G45C3	FNMA 0.540% 10/27/2025	1,350						1,350					
3136G4J95	FNMA 0.550% 08/25/2025					1,375						1,375	
3137EAES4	FMCC 0.250% 06/26/2023			625						625			
3137EAEV7	FMCC 0.250% 08/24/2023					625						625	
3137EAEX3	FMCC 0.375% 09/23/2025						1,688						1,688
31422XBN1	AGM 0.690% 02/25/2026					1,725						1,725	
32056GDH0	First Internet Bancorp 0.850% 05/13/2024	180	174	180	174	180	180	174	180	174	180	180	162
38149MAZ6	Goldman Sachs Bank USA Holdings LLC 2.700% 06/05/2024			3,312						3,330			
44329ME33	HSBC Bank USA, National Association 1.300% 05/07/2025		1,599						1,625				
46640QM99	J.P. Morgan Securities LLC 12/09/2022									10,973			
538036HC1	Live Oak Banking Company 1.800% 12/11/2023	153	148	153	148	153	153	148	153	148	153	153	138
53948BL80	Lloyds Bank Corporate Markets PLC 11/08/2022								5,292				
59013KAS5	Merrick Bank Corporation 2.350% 06/20/2022	419	406	860									
61690UGU8	Morgan Stanley Bank, National Association 2.550% 06/06/2022			3,989									
61760AE88	Morgan Stanley Private Bank, National Association 2.700% 06/06/2024			3,312						3,330			
62479MEP4	MUFG Bank, Ltd. 05/23/2022		819										

Cleveland Public Library Operating Account

PROJECTED INCOME SCHEDULE

As of March 31, 2022



CUSIP	SECURITY DESCRIPTION	Apr 2022	May 2022	Jun 2022	Jul 2022	Aug 2022	Sep 2022	Oct 2022	Nov 2022	Dec 2022	Jan 2023	Feb 2023	Mar 2023
62479MGN7	MUFG Bank, Ltd. 07/22/2022				1,219								
62479MMP5	MUFG Bank, Ltd. 12/23/2022									6,415			
63873KHG5	Natixis 08/16/2022					1,201							
63873KMG9	Natixis 12/16/2022									11,835			
63873KML8	Natixis 12/20/2022									13,324			
654062JR0	Nicolet National Bank 1.150% 03/28/2024	235	243	235	243	243	235	243	235	243	243	220	
6775228B3	Ohio, State of 0.350% 05/01/2023		569						569				
70212VAA6	Partners Bank 0.350% 06/30/2023	73	70	73	70	73	73	70	73	70	73	68	70
72345SKS9	Pinnacle Bank 0.900% 05/09/2022		1,367										
75472RAD3	Raymond James Bank, National Association 1.950% 08/23/2023					2,388						2,428	
7954502H7	Sallie Mae Bank 2.800% 04/17/2024	1,536						1,544					
81768PAF3	ServisFirst Bank 1.600% 02/21/2023	338	327	338	327	338	338	327	338	327	338	836	
856285SN2	State Bank of India 1.900% 01/22/2025				2,347						2,347		
87165E2M8	Synchrony Bank 1.250% 04/24/2025	1,546						1,554					
87270LDK6	TIAA, FSB 0.200% 02/12/2024					247						251	
88224PLY3	Texas Capital Bank 0.300% 02/07/2023					370						750	
88413QCN6	Third Federal Savings and Loan Association of Cleveland 0.750% 05/21/2024		926						941				
8923A1GN5	Toyota Credit de Puerto Rico Corp. 07/22/2022				1,865								
9128283P3	UST 2.250% 12/31/2024			5,625						5,625			
912828Q29	UST 1.500% 03/31/2023						11,475						

Cleveland Public Library Operating Account

PROJECTED INCOME SCHEDULE

As of March 31, 2022



CUSIP	SECURITY DESCRIPTION	Apr 2022	May 2022	Jun 2022	Jul 2022	Aug 2022	Sep 2022	Oct 2022	Nov 2022	Dec 2022	Jan 2023	Feb 2023	Mar 2023
912828Z29	UST 1.500% 01/15/2023				5,625						527		
912828ZH6	UST 0.250% 04/15/2023	1,250						1,250					
912828ZT0	UST 0.250% 05/31/2025		2,188						2,188				
91282CAF8	UST 0.125% 08/15/2023					313						313	
91282CAM3	UST 0.250% 09/30/2025						581						
91282CAP6	UST 0.125% 10/15/2023	625						625					
91282CAT8	UST 0.250% 10/31/2025	938						938					
91282CAW1	UST 0.250% 11/15/2023		850						850				
91282CAZ4	UST 0.375% 11/30/2025		1,406						1,406				
91282CBC4	UST 0.375% 12/31/2025			1,406						1,406			
91282CBH3	UST 0.375% 01/31/2026				2,344						2,344		
91282CBQ3	UST 0.500% 02/28/2026					1,875						1,875	
91282CBT7	UST 0.750% 03/31/2026						4,688						
91282CCJ8	UST 0.875% 06/30/2026			2,188						2,188			
91282CCK5	UST 0.125% 06/30/2023			750						750			
91282CCN9	UST 0.125% 07/31/2023				641						641		
91282CCT6	UST 0.375% 08/15/2024					938						938	
91282CCW9	UST 0.750% 08/31/2026					1,875						1,875	
91282CCZ2	UST 0.875% 09/30/2026						2,188						
91282CDA6	UST 0.250% 09/30/2023						1,250						
91282CDB4	UST 0.625% 10/15/2024	1,563						1,563					
949495AQ8	Wells Fargo National Bank West 1.900% 01/17/2023	402	389	402	389	402	402	389	402	389	838		
949763M78	Wells Fargo Bank, National Association 1.950% 10/18/2024	373	361	373	361	373	373	361	373	361	373	373	337
TOTAL		31,460	32,917	52,673	20,006	22,517	63,879	48,453	39,982	86,653	11,616	19,583	28,335

POSITION STATEMENT

As of March 31, 2022



CUSIP	Security Description	Trade Date/ Settlement Date	Par Value	Principal Cost/ Purchased Interest	Total Cost	Yield at Cost	Maturity/ Duration	Market Price/ Market Value	Unrealized Gain/ (Loss)	% of Assets	Moody's/ S&P Rating
Cash and Cash Equivalents											
31846V567	First American Funds, Inc.	3/31/2022 3/31/2022	\$532,734.24	\$532,734.24	\$532,734.24	0.15%	0.003 0.003	\$1.00 \$532,734.24	\$0.00	0.71%	AAAm
STAROHIO	STAR Ohio XX688	3/31/2022 3/31/2022	\$14,326,406.99	\$14,326,406.99	\$14,326,406.99	0.36%	0.003 0.003	\$1.00 \$14,326,406.99	\$0.00	19.04%	AAAm
SubTotal			\$14,859,141.23	\$14,859,141.23	\$14,859,141.23	0.35%		\$14,859,141.23	\$0.00	19.75%	
Agency Bond											
313380GJ0	FHLB 2.000% 09/09/2022	5/22/2019 5/24/2019	\$800,000.00	\$794,032.00	\$794,032.00	2.24%	0.444 0.444	\$100.43 \$803,408.00	\$9,376.00	1.07%	Aaa AA+
3137EAES4	FMCC 0.250% 06/26/2023	8/26/2020 8/28/2020	\$500,000.00	\$499,565.00	\$499,565.00	0.28%	1.238 1.226	\$97.84 \$489,180.00	(\$10,385.00)	0.65%	Aaa AA+
3137EAEV7	FMCC 0.250% 08/24/2023	8/19/2020 8/21/2020	\$500,000.00	\$499,490.00	\$499,490.00	0.28%	1.400 1.384	\$97.44 \$487,195.00	(\$12,295.00)	0.65%	Aaa AA+
3134GXAY0	FMCC 0.300% 11/13/2023	11/12/2020 11/13/2020	\$500,000.00	\$499,625.00	\$499,625.00	0.33%	1.622 1.597	\$97.27 \$486,365.00	(\$13,260.00)	0.65%	Aaa AA+
3130A3VC5	FHLB 2.250% 12/08/2023	3/24/2022 3/25/2022	\$1,000,000.00	\$1,002,370.00 \$6,687.50	\$1,009,057.50	2.11%	1.690 1.640	\$100.04 \$1,000,390.00	(\$1,980.00)	1.33%	Aaa AA+
3133EMNG3	FFCB 0.230% 01/19/2024	2/18/2021 2/19/2021	\$575,000.00	\$575,316.25	\$575,316.25	0.21%	1.805 1.783	\$96.66 \$555,806.50	(\$19,509.75)	0.74%	Aaa AA+
3130AB3H7	FHLB 2.375% 03/08/2024	4/25/2019 4/29/2019	\$500,000.00	\$499,765.00	\$499,765.00	2.38%	1.940 1.883	\$100.05 \$500,230.00	\$465.00	0.66%	Aaa AA+
3134GWXC5	FMCC 0.350% 03/29/2024	10/21/2020 10/23/2020	\$1,000,000.00	\$999,500.00	\$999,500.00	0.36%	1.997 1.961	\$96.09 \$960,900.00	(\$38,600.00)	1.28%	Aaa AA+
3133EMWV0	FFCB 0.350% 04/22/2024	4/26/2021 4/27/2021	\$1,500,000.00	\$1,500,000.00	\$1,500,000.00	0.35%	2.063 2.031	\$96.25 \$1,443,720.00	(\$56,280.00)	1.92%	Aaa AA+
3130AK6G6	FHLB 0.390% 09/23/2024	9/29/2020 9/30/2020	\$810,000.00	\$809,068.50	\$809,068.50	0.42%	2.485 2.415	\$95.20 \$771,128.10	(\$37,940.40)	1.02%	Aaa AA+
3134GWUS3	FMCC 0.400% 09/24/2024	9/17/2020 9/24/2020	\$1,000,000.00	\$999,950.00	\$999,950.00	0.40%	2.488 2.426	\$94.97 \$949,700.00	(\$50,250.00)	1.26%	Aaa AA+
3133EMBD3	FFCB 0.360% 09/24/2024	9/24/2020 9/29/2020	\$1,000,000.00	\$998,750.00	\$998,750.00	0.39%	2.488 2.415	\$95.51 \$955,130.00	(\$43,620.00)	1.27%	Aaa AA+
3133EK6J0	FFCB 1.625% 11/08/2024	11/1/2019 11/8/2019	\$500,000.00	\$499,615.00	\$499,615.00	1.64%	2.611 2.518	\$98.04 \$490,200.00	(\$9,415.00)	0.65%	Aaa AA+

POSITION STATEMENT

As of March 31, 2022

CUSIP	Security Description	Trade Date/ Settlement Date	Par Value	Principal Cost/ Purchased Interest	Total Cost	Yield at Cost	Maturity/ Duration	Market Price/ Market Value	Unrealized Gain/ (Loss)	% of Assets	Moody's/ S&P Rating
3134GV7E2	FMCC 0.500% 01/27/2025	7/8/2020 7/27/2020	\$500,000.00	\$498,600.00	\$498,600.00	0.56%	2.830 2.729	\$94.44 \$472,180.00	(\$26,420.00)	0.63%	Aaa AA+
3130ALZ23	FHLB 0.800% 04/28/2025	4/7/2021 4/28/2021	\$275,000.00	\$275,000.00	\$275,000.00	0.80%	3.079 2.901	\$94.82 \$260,746.75	(\$14,253.25)	0.35%	Aaa AA+
3133EMXS6	FFCB 0.720% 04/28/2025	4/26/2021 4/28/2021	\$1,750,000.00	\$1,748,632.81	\$1,748,632.81	0.74%	3.079 2.911	\$94.70 \$1,657,267.50	(\$91,365.31)	2.20%	Aaa AA+
3133EMZW5	FFCB 0.730% 05/19/2025	5/25/2021 5/28/2021	\$315,000.00	\$315,000.00	\$315,000.00	0.73%	3.137 2.956	\$94.68 \$298,248.30	(\$16,751.70)	0.40%	Aaa AA+
3133ELH80	FFCB 0.680% 06/10/2025	6/24/2020 6/26/2020	\$750,000.00	\$750,000.00	\$750,000.00	0.68%	3.197 3.021	\$94.26 \$706,942.50	(\$43,057.50)	0.94%	Aaa AA+
3130ANZ60	FHLB 0.400% 06/27/2025	10/26/2021 10/27/2021	\$750,000.00	\$742,500.00	\$742,500.00	0.96%	3.244 2.986	\$94.67 \$709,987.50	(\$32,512.50)	0.94%	Aaa AA+
3136G4J95	FNMA 0.550% 08/25/2025	8/19/2020 8/25/2020	\$500,000.00	\$499,375.00	\$499,375.00	0.58%	3.405 3.267	\$93.51 \$467,555.00	(\$31,820.00)	0.62%	Aaa AA+
3130ANVB3	FHLB 0.800% 09/17/2025	9/1/2021 9/17/2021	\$450,000.00	\$450,000.00	\$450,000.00	0.80%	3.468 3.239	\$94.09 \$423,391.50	(\$26,608.50)	0.56%	Aaa AA+
3137EAEX3	FMCC 0.375% 09/23/2025	9/29/2021 9/30/2021	\$900,000.00	\$885,114.00	\$885,114.00	0.80%	3.485 3.417	\$92.85 \$835,623.00	(\$49,491.00)	1.11%	Aaa AA+
3134GWZG4	FMCC 0.600% 10/20/2025	10/6/2020 10/20/2020	\$650,000.00	\$650,000.00	\$650,000.00	0.60%	3.559 3.343	\$93.10 \$605,117.50	(\$44,882.50)	0.80%	Aaa AA+
3134GWZV1	FMCC 0.650% 10/22/2025	10/18/2021 10/20/2021	\$410,000.00	\$404,260.00	\$404,260.00	1.01%	3.564 3.290	\$94.23 \$386,330.70	(\$17,929.30)	0.51%	Aaa AA+
3136G45C3	FNMA 0.540% 10/27/2025	10/21/2020 10/27/2020	\$500,000.00	\$499,500.00	\$499,500.00	0.56%	3.578 3.424	\$92.91 \$464,565.00	(\$34,935.00)	0.62%	Aaa AA+
3134GW4B9	FMCC 0.500% 10/29/2025	10/9/2020 10/29/2020	\$500,000.00	\$499,000.00	\$499,000.00	0.54%	3.584 3.432	\$92.80 \$464,005.00	(\$34,995.00)	0.62%	Aaa AA+
3135GA2Z3	FNMA 0.560% 11/17/2025	11/12/2020 11/17/2020	\$525,000.00	\$523,818.75	\$523,818.75	0.61%	3.636 3.447	\$92.97 \$488,076.75	(\$35,742.00)	0.65%	Aaa AA+
3134GXFV1	FMCC 0.625% 12/17/2025	12/3/2020 12/17/2020	\$500,000.00	\$499,750.00	\$499,750.00	0.64%	3.718 3.480	\$92.84 \$464,175.00	(\$35,575.00)	0.62%	Aaa AA+
3133EMQX3	FFCB 0.590% 02/17/2026	2/18/2021 2/25/2021	\$500,000.00	\$498,045.00	\$498,045.00	0.67%	3.888 3.652	\$92.11 \$460,530.00	(\$37,515.00)	0.61%	Aaa AA+
3130AKVV5	FHLB 0.500% 02/18/2026	1/28/2021 2/18/2021	\$1,000,000.00	\$1,000,000.00	\$1,000,000.00	0.50%	3.890 3.629	\$92.64 \$926,360.00	(\$73,640.00)	1.23%	Aaa AA+
31422XBN1	AGM 0.690% 02/25/2026	2/18/2021 2/25/2021	\$500,000.00	\$499,850.00	\$499,850.00	0.70%	3.910 3.607	\$93.39 \$466,945.00	(\$32,905.00)	0.62%	

POSITION STATEMENT

As of March 31, 2022

CUSIP	Security Description	Trade Date/ Settlement Date	Par Value	Principal Cost/ Purchased Interest	Total Cost	Yield at Cost	Maturity/ Duration	Market Price/ Market Value	Unrealized Gain/ (Loss)	% of Assets	Moody's/ S&P Rating
3130AJLH0	FHLB 0.920% 05/19/2026	10/18/2021 10/19/2021	\$725,000.00	\$718,272.00	\$718,272.00	1.13%	4.137 3.674	\$93.93 \$680,985.25	(\$37,286.75)	0.91%	Aaa AA+
3130AMNX6	FHLB 1.020% 06/10/2026	5/26/2021 6/10/2021	\$685,000.00	\$685,000.00	\$685,000.00	1.02%	4.197 3.667	\$94.33 \$646,167.35	(\$38,832.65)	0.86%	Aaa AA+
3130ANYN4	FHLB 1.000% 09/30/2026	9/14/2021 9/30/2021	\$500,000.00	\$500,000.00	\$500,000.00	1.00%	4.504 3.917	\$93.81 \$469,050.00	(\$30,950.00)	0.62%	Aaa AA+
3130AP3C7	FHLB 1.100% 09/30/2026	10/25/2021 10/26/2021	\$600,000.00	\$594,000.00	\$594,000.00	1.24%	4.504 3.873	\$94.24 \$565,410.00	(\$28,590.00)	0.75%	Aaa AA+
3130APFS9	FHLB 1.050% 10/28/2026	10/18/2021 10/28/2021	\$685,000.00	\$679,040.50	\$679,040.50	1.23%	4.581 3.983	\$93.39 \$639,694.10	(\$39,346.40)	0.85%	Aaa AA+
3130APW43	FHLB 1.500% 12/02/2026	12/16/2021 12/20/2021	\$500,000.00	\$499,925.00 \$375.00	\$500,300.00	1.50%	4.677 3.706	\$95.59 \$477,925.00	(\$22,000.00)	0.64%	Aaa AA+
SubTotal			\$25,155,000.00	\$25,091,729.81 \$7,062.50	\$25,098,792.31	0.83%		\$23,930,631.30	(\$1,161,098.51)	31.81%	
Commercial Paper											
09659KDN7	BNP Paribas 04/22/2022	7/26/2021 7/27/2021	\$500,000.00	\$499,364.86	\$499,364.86	0.17%	0.060 0.063	\$99.97 \$499,860.00	\$495.14	0.66%	P-1 A-1
62479MEP4	MUFG Bank, Ltd. 05/23/2022	10/27/2021 10/28/2021	\$750,000.00	\$749,180.63	\$749,180.63	0.19%	0.145 0.147	\$99.90 \$749,257.50	\$76.87	1.00%	P-1 A-1
09659CGC6	BNP Paribas 07/12/2022	10/15/2021 10/18/2021	\$500,000.00	\$499,295.42	\$499,295.42	0.19%	0.282 0.283	\$99.70 \$498,500.00	(\$795.42)	0.66%	P-1 A-1
8923A1GN5	Toyota Credit de Puerto Rico Corp. 07/22/2022	10/25/2021 10/26/2021	\$960,000.00	\$958,134.93	\$958,134.93	0.26%	0.310 0.310	\$99.67 \$956,832.00	(\$1,302.93)	1.27%	P-1 A-1+
62479MGN7	MUFG Bank, Ltd. 07/22/2022	10/28/2021 10/29/2021	\$750,000.00	\$748,780.83	\$748,780.83	0.22%	0.310 0.310	\$99.67 \$747,525.00	(\$1,255.83)	0.99%	P-1 A-1
63873KHG5	Natixis 08/16/2022	11/19/2021 11/22/2021	\$540,000.00	\$538,798.50	\$538,798.50	0.30%	0.378 0.378	\$99.54 \$537,494.40	(\$1,304.10)	0.71%	P-1 A-1
22533UHS5	Credit Agricole Corporate and Investment Bank 08/26/2022	1/28/2022 1/31/2022	\$750,000.00	\$747,843.75	\$747,843.75	0.50%	0.405 0.405	\$99.50 \$746,272.50	(\$1,571.25)	0.99%	P-1 A-1
09659CK72	BNP Paribas 10/07/2022	1/12/2022 1/12/2022	\$320,000.00	\$318,832.71	\$318,832.71	0.49%	0.521 0.519	\$99.22 \$317,500.80	(\$1,331.91)	0.42%	P-1 A-1
13607FKR6	Canadian Imperial Holdings Inc. 10/25/2022	1/28/2022 1/31/2022	\$750,000.00	\$745,550.00	\$745,550.00	0.80%	0.570 0.581	\$99.13 \$743,465.25	(\$2,084.75)	0.99%	P-1 A-1

POSITION STATEMENT

As of March 31, 2022

CUSIP	Security Description	Trade Date/ Settlement Date	Par Value	Principal Cost/ Purchased Interest	Total Cost	Yield at Cost	Maturity/ Duration	Market Price/ Market Value	Unrealized Gain/ (Loss)	% of Assets	Moody's/ S&P Rating
06366HL13	Bank of Montreal 11/01/2022	2/4/2022 2/8/2022	\$630,000.00	\$626,229.45	\$626,229.45	0.81%	0.589 0.586	\$99.02 \$623,794.50	(\$2,434.95)	0.83%	P-1 A-1
53948BL80	Lloyds Bank Corporate Markets PLC 11/08/2022	2/11/2022 2/11/2022	\$630,000.00	\$624,708.00	\$624,708.00	1.13%	0.608 0.605	\$98.98 \$623,592.90	(\$1,115.10)	0.83%	P-1 A-1
46640QM99	J.P. Morgan Securities LLC 12/09/2022	3/16/2022 3/18/2022	\$900,000.00	\$889,027.50	\$889,027.50	1.67%	0.693 0.689	\$98.84 \$889,560.00	\$532.50	1.18%	P-1 A-1
63873KMG9	Natixis 12/16/2022	3/23/2022 3/28/2022	\$900,000.00	\$888,165.00	\$888,165.00	1.82%	0.712 0.708	\$98.81 \$889,272.00	\$1,107.00	1.18%	P-1 A-1
63873KML8	Natixis 12/20/2022	3/25/2022 3/30/2022	\$1,000,000.00	\$986,676.39	\$986,676.39	1.83%	0.723 0.719	\$98.79 \$987,900.00	\$1,223.61	1.31%	P-1 A-1
62479MMP5	MUFG Bank, Ltd. 12/23/2022	3/30/2022 3/31/2022	\$500,000.00	\$493,584.58	\$493,584.58	1.75%	0.732 0.728	\$98.78 \$493,880.00	\$295.42	0.66%	P-1 A-1
SubTotal			\$10,380,000.00	\$10,314,172.55	\$10,314,172.55	0.88%		\$10,304,706.85	(\$9,465.70)	13.70%	
Municipal Bond											
6775228B3	Ohio, State of 0.350% 05/01/2023	3/8/2021 3/17/2021	\$325,000.00	\$325,000.00	\$325,000.00	0.35%	1.085 1.073	\$98.33 \$319,575.75	(\$5,424.25)	0.42%	Aa1 AA+
SubTotal			\$325,000.00	\$325,000.00	\$325,000.00	0.35%		\$319,575.75	(\$5,424.25)	0.42%	
Negotiable Certificate of Deposit											
72345SKS9	Pinnacle Bank 0.900% 05/09/2022	4/24/2020 5/7/2020	\$248,000.00	\$247,752.00	\$247,752.00	0.95%	0.107 0.109	\$100.05 \$248,124.00	\$372.00	0.33%	
02007GKC6	Ally Bank 2.500% 06/06/2022	6/3/2019 6/6/2019	\$246,000.00	\$245,262.00	\$245,262.00	2.61%	0.184 0.186	\$100.39 \$246,949.56	\$1,687.56	0.33%	
61690UGU8	Morgan Stanley Bank, National Association 2.550% 06/06/2022	6/3/2019 6/6/2019	\$246,000.00	\$245,139.00	\$245,139.00	2.67%	0.184 0.186	\$100.40 \$246,974.16	\$1,835.16	0.33%	
59013KAS5	Merrick Bank Corporation 2.350% 06/20/2022	6/11/2019 6/20/2019	\$210,000.00	\$209,559.00	\$209,559.00	2.42%	0.222 0.224	\$100.43 \$210,896.70	\$1,337.70	0.28%	
20726ACE6	Congressional Bank 0.200% 09/19/2022	9/11/2020 9/18/2020	\$249,000.00	\$248,875.50	\$248,875.50	0.22%	0.471 0.472	\$99.72 \$248,300.31	(\$575.19)	0.33%	
05580ATH7	BMW Bank of North America 1.800% 11/29/2022	12/17/2019 12/19/2019	\$247,000.00	\$246,644.32	\$246,644.32	1.85%	0.666 0.660	\$100.59 \$248,449.89	\$1,805.57	0.33%	

Cleveland Public Library Operating Account

POSITION STATEMENT

As of March 31, 2022



CUSIP	Security Description	Trade Date/ Settlement Date	Par Value	Principal Cost/ Purchased Interest	Total Cost	Yield at Cost	Maturity/ Duration	Market Price/ Market Value	Unrealized Gain/ (Loss)	% of Assets	Moody's/ S&P Rating
949495AQ8	Wells Fargo National Bank West 1.900% 01/17/2023	1/8/2020 1/17/2020	\$249,000.00	\$248,564.25	\$248,564.25	1.96%	0.800 0.792	\$100.69 \$250,725.57	\$2,161.32	0.33%	
88224PLY3	Texas Capital Bank 0.300% 02/07/2023	8/7/2020 8/11/2020	\$249,000.00	\$248,626.50	\$248,626.50	0.36%	0.858 0.854	\$99.31 \$247,291.86	(\$1,334.64)	0.33%	
81768PAF3	ServisFirst Bank 1.600% 02/21/2023	2/12/2020 2/21/2020	\$249,000.00	\$248,502.00	\$248,502.00	1.67%	0.896 0.886	\$100.40 \$249,993.51	\$1,491.51	0.33%	
70212VAA6	Partners Bank 0.350% 06/30/2023	6/24/2020 6/30/2020	\$245,000.00	\$244,448.75	\$244,448.75	0.43%	1.249 1.239	\$98.59 \$241,545.50	(\$2,903.25)	0.32%	
75472RAD3	Raymond James Bank, National Association 1.950% 08/23/2023	8/14/2019 8/26/2019	\$247,000.00	\$246,506.00	\$246,506.00	2.00%	1.397 1.373	\$100.47 \$248,168.31	\$1,662.31	0.33%	
29278TLF5	EnerBank USA 1.800% 09/13/2023	9/5/2019 9/16/2019	\$249,000.00	\$248,751.00	\$248,751.00	1.83%	1.455 1.425	\$100.21 \$249,517.92	\$766.92	0.33%	
06251A2E9	Bank Hapoalim B.M. 0.300% 09/14/2023	9/4/2020 9/14/2020	\$249,000.00	\$248,502.00	\$248,502.00	0.37%	1.458 1.444	\$98.04 \$244,122.09	(\$4,379.91)	0.32%	
538036HC1	Live Oak Banking Company 1.800% 12/11/2023	12/6/2019 12/11/2019	\$100,000.00	\$99,700.00	\$99,700.00	1.88%	1.699 1.657	\$99.91 \$99,908.00	\$208.00	0.13%	
87270LDK6	TIAA, FSB 0.200% 02/12/2024	2/18/2021 2/22/2021	\$249,000.00	\$248,253.00	\$248,253.00	0.30%	1.871 1.850	\$96.71 \$240,807.90	(\$7,445.10)	0.32%	
05465DAK4	Axos Bank 1.650% 03/26/2024	2/27/2020 3/26/2020	\$249,000.00	\$248,564.25	\$248,564.25	1.70%	1.989 1.937	\$99.14 \$246,858.60	(\$1,705.65)	0.33%	
654062JR0	Nicolet National Bank 1.150% 03/28/2024	3/25/2020 3/31/2020	\$249,000.00	\$245,265.00	\$245,265.00	1.54%	1.995 1.950	\$98.15 \$244,403.46	(\$861.54)	0.32%	
7954502H7	Sallie Mae Bank 2.800% 04/17/2024	4/9/2019 4/17/2019	\$110,000.00	\$109,505.00	\$109,505.00	2.90%	2.049 1.961	\$101.36 \$111,498.20	\$1,993.20	0.15%	
32056GDH0	First Internet Bancorp 0.850% 05/13/2024	5/6/2020 5/11/2020	\$249,000.00	\$248,751.00	\$248,751.00	0.88%	2.121 2.078	\$97.32 \$242,331.78	(\$6,419.22)	0.32%	
88413QCN6	Third Federal Savings and Loan Association of Cleveland 0.750% 05/21/2024	5/6/2020 5/22/2020	\$249,000.00	\$248,751.00	\$248,751.00	0.78%	2.142 2.100	\$97.08 \$241,731.69	(\$7,019.31)	0.32%	
14042RLP4	Capital One, National Association 2.650% 05/22/2024	5/15/2019 5/30/2019	\$246,000.00	\$244,524.00	\$244,524.00	2.78%	2.145 2.058	\$101.04 \$248,560.86	\$4,036.86	0.33%	

POSITION STATEMENT

As of March 31, 2022



CUSIP	Security Description	Trade Date/ Settlement Date	Par Value	Principal Cost/ Purchased Interest	Total Cost	Yield at Cost	Maturity/ Duration	Market Price/ Market Value	Unrealized Gain/ (Loss)	% of Assets	Moody's/ S&P Rating
14042TAP2	Capital One Bank (Usa), National Association 2.650% 05/22/2024	5/15/2019 5/30/2019	\$246,000.00	\$244,524.00	\$244,524.00	2.78%	2.145 2.058	\$101.04 \$248,560.86	\$4,036.86	0.33%	
38149MAZ6	Goldman Sachs Bank USA Holdings LLC 2.700% 06/05/2024	6/3/2019 6/5/2019	\$246,000.00	\$245,200.50	\$245,200.50	2.77%	2.184 2.095	\$101.14 \$248,797.02	\$3,596.52	0.33%	
61760AE88	Morgan Stanley Private Bank, National Association 2.700% 06/06/2024	6/3/2019 6/6/2019	\$246,000.00	\$245,139.00	\$245,139.00	2.78%	2.186 2.098	\$101.14 \$248,794.56	\$3,655.56	0.33%	
20033AZ58	Comenity Capital Bank 2.500% 06/27/2024	6/25/2019 6/27/2019	\$249,000.00	\$249,000.00	\$249,000.00	2.50%	2.244 2.160	\$100.69 \$250,715.61	\$1,715.61	0.33%	
15118RRH2	Celtic Bank Corporation 1.850% 08/30/2024	8/16/2019 8/30/2019	\$249,000.00	\$248,285.37	\$248,285.37	1.91%	2.419 2.340	\$99.07 \$246,679.32	(\$1,606.05)	0.33%	
949763M78	Wells Fargo Bank, National Association 1.950% 10/18/2024	10/25/2019 10/29/2019	\$225,000.00	\$224,437.50	\$224,437.50	2.00%	2.553 2.461	\$99.15 \$223,087.50	(\$1,350.00)	0.30%	
856285SN2	State Bank of India 1.900% 01/22/2025	1/8/2020 1/22/2020	\$247,000.00	\$244,777.00	\$244,777.00	2.09%	2.816 2.711	\$98.69 \$243,751.95	(\$1,025.05)	0.32%	
87165E2M8	Synchrony Bank 1.250% 04/24/2025	4/20/2020 4/24/2020	\$248,000.00	\$246,326.00	\$246,326.00	1.39%	3.068 2.963	\$96.46 \$239,213.36	(\$7,112.64)	0.32%	
44329ME33	HSBC Bank USA, National Association 1.300% 05/07/2025	4/24/2020 5/7/2020	\$248,000.00	\$247,132.00	\$247,132.00	1.37%	3.104 2.787	\$96.56 \$239,468.80	(\$7,663.20)	0.32%	
02589ABQ4	American Express National Bank 2.000% 03/09/2027	3/2/2022 3/9/2022	\$247,000.00	\$245,765.00	\$245,765.00	2.11%	4.942 4.650	\$97.25 \$240,200.09	(\$5,564.91)	0.32%	
SubTotal			\$7,335,000.00	\$7,311,031.94	\$7,311,031.94	1.71%		\$7,286,428.94	(\$24,603.00)	9.68%	
U.S. Treasury Bond											
91282Z29	UST 1.500% 01/15/2023	1/31/2022 2/1/2022	\$750,000.00	\$755,097.66 \$528.31	\$755,625.97	0.78%	0.795 0.792	\$100.00 \$750,029.25	(\$5,068.41)	1.00%	Aaa AA+
91282CDB4	UST 0.625% 10/15/2024	10/28/2021 10/29/2021	\$500,000.00	\$497,910.16 \$120.20	\$498,030.36	0.77%	2.545 2.510	\$99.55 \$497,734.50	(\$175.66)	0.66%	Aaa AA+

POSITION STATEMENT

As of March 31, 2022



CUSIP	Security Description	Trade Date/ Settlement Date	Par Value	Principal Cost/ Purchased Interest	Total Cost	Yield at Cost	Maturity/ Duration	Market Price/ Market Value	Unrealized Gain/ (Loss)	% of Assets	Moody's/ S&P Rating
9128283P3	UST 2.250% 12/31/2024	3/24/2022 3/25/2022	\$500,000.00	\$498,730.47 \$2,610.50	\$501,340.97	2.34%	2.756 2.639	\$99.36 \$496,795.00	(\$1,935.47)	0.66%	Aaa AA+
SubTotal			\$1,750,000.00	\$1,751,738.29 \$3,259.01	\$1,754,997.30	1.22%		\$1,744,558.75	(\$7,179.54)	2.32%	
U.S. Treasury Note											
912828Q29	UST 1.500% 03/31/2023	3/24/2022 3/25/2022	\$1,000,000.00	\$999,257.81	\$999,257.81	1.57%	1.000 0.996	\$99.79 \$997,890.00	(\$1,367.81)	1.33%	Aaa AA+
912828Q29	UST 1.500% 03/31/2023	3/30/2022 3/31/2022	\$530,000.00	\$528,944.14	\$528,944.14	1.70%	1.000 0.996	\$99.79 \$528,881.70	(\$62.44)	0.70%	Aaa AA+
912828ZH6	UST 0.250% 04/15/2023	10/22/2021 10/25/2021	\$1,000,000.00	\$998,828.13 \$68.68	\$998,896.81	0.33%	1.041 1.039	\$98.46 \$984,570.00	(\$14,258.13)	1.31%	Aaa AA+
91282CCK5	UST 0.125% 06/30/2023	6/25/2021 6/30/2021	\$1,200,000.00	\$1,196,625.00	\$1,196,625.00	0.27%	1.249 1.238	\$97.75 \$1,172,952.00	(\$23,673.00)	1.56%	Aaa AA+
91282CCN9	UST 0.125% 07/31/2023	8/18/2021 8/19/2021	\$1,025,000.00	\$1,023,158.20	\$1,023,158.20	0.22%	1.334 1.321	\$97.48 \$999,180.25	(\$23,977.95)	1.33%	Aaa AA+
91282CAF8	UST 0.125% 08/15/2023	7/26/2021 7/27/2021	\$500,000.00	\$499,160.16	\$499,160.16	0.21%	1.375 1.361	\$97.37 \$486,855.00	(\$12,305.16)	0.65%	Aaa AA+
91282CDA6	UST 0.250% 09/30/2023	9/28/2021 9/30/2021	\$1,000,000.00	\$998,906.25	\$998,906.25	0.30%	1.501 1.483	\$97.23 \$972,310.00	(\$26,596.25)	1.29%	Aaa AA+
91282CAP6	UST 0.125% 10/15/2023	10/21/2021 10/22/2021	\$1,000,000.00	\$993,359.37 \$24.04	\$993,383.41	0.46%	1.542 1.525	\$96.92 \$969,220.00	(\$24,139.37)	1.29%	Aaa AA+
91282CAW1	UST 0.250% 11/15/2023	10/29/2021 10/29/2021	\$680,000.00	\$676,095.31	\$676,095.31	0.53%	1.627 1.606	\$96.90 \$658,906.40	(\$17,188.91)	0.88%	Aaa AA+
91282CCT6	UST 0.375% 08/15/2024	8/26/2021 8/27/2021	\$500,000.00	\$498,769.53	\$498,769.53	0.46%	2.378 2.339	\$95.25 \$476,230.00	(\$22,539.53)	0.63%	Aaa AA+
912828ZT0	UST 0.250% 05/31/2025	4/26/2021 4/27/2021	\$1,750,000.00	\$1,723,544.92	\$1,723,544.92	0.62%	3.170 3.113	\$93.09 \$1,629,145.00	(\$94,399.92)	2.17%	Aaa AA+
91282CAM3	UST 0.250% 09/30/2025	10/14/2021 10/15/2021	\$465,000.00	\$453,938.09	\$453,938.09	0.86%	3.504 3.438	\$92.40 \$429,636.75	(\$24,301.34)	0.57%	Aaa AA+
91282CAT8	UST 0.250% 10/31/2025	10/27/2021 10/28/2021	\$750,000.00	\$728,056.64	\$728,056.64	1.00%	3.589 3.521	\$92.23 \$691,702.50	(\$36,354.14)	0.92%	Aaa AA+
91282CAZ4	UST 0.375% 11/30/2025	10/28/2021 10/29/2021	\$750,000.00	\$729,462.89	\$729,462.89	1.06%	3.671 3.593	\$92.48 \$693,607.50	(\$35,855.39)	0.92%	Aaa AA+

POSITION STATEMENT

As of March 31, 2022



CUSIP	Security Description	Trade Date/ Settlement Date	Par Value	Principal Cost/ Purchased Interest	Total Cost	Yield at Cost	Maturity/ Duration	Market Price/ Market Value	Unrealized Gain/ (Loss)	% of Assets	Moody's/ S&P Rating
91282CBC4	UST 0.375% 12/31/2025	10/28/2021 10/29/2021	\$750,000.00	\$728,613.28	\$728,613.28	1.08%	3.756 3.677	\$92.37 \$692,752.50	(\$35,860.78)	0.92%	Aaa AA+
91282CBH3	UST 0.375% 01/31/2026	4/26/2021 4/27/2021	\$1,250,000.00	\$1,225,048.83	\$1,225,048.83	0.80%	3.841 3.760	\$92.16 \$1,152,000.00	(\$73,048.83)	1.53%	Aaa AA+
91282CBQ3	UST 0.500% 02/28/2026	10/28/2021 10/29/2021	\$750,000.00	\$730,751.95	\$730,751.95	1.11%	3.918 3.827	\$92.48 \$693,630.00	(\$37,121.95)	0.92%	Aaa AA+
91282CBT7	UST 0.750% 03/31/2026	4/26/2021 4/27/2021	\$1,250,000.00	\$1,245,654.30	\$1,245,654.30	0.82%	4.003 3.878	\$93.29 \$1,166,062.50	(\$79,591.80)	1.55%	Aaa AA+
91282CCJ8	UST 0.875% 06/30/2026	10/22/2021 10/25/2021	\$500,000.00	\$493,027.34	\$493,027.34	1.18%	4.252 4.112	\$93.43 \$467,150.00	(\$25,877.34)	0.62%	Aaa AA+
91282CCW9	UST 0.750% 08/31/2026	8/26/2021 8/31/2021	\$500,000.00	\$497,734.38	\$497,734.38	0.84%	4.422 4.290	\$92.73 \$463,655.00	(\$34,079.38)	0.62%	Aaa AA+
91282CCZ2	UST 0.875% 09/30/2026	9/29/2021 9/30/2021	\$500,000.00	\$496,699.22	\$496,699.22	1.01%	4.504 4.340	\$93.12 \$465,585.00	(\$31,114.22)	0.62%	Aaa AA+
SubTotal			\$17,650,000.00	\$17,465,635.74 \$92.72	\$17,465,728.46	0.74%		\$16,791,922.10	(\$673,713.64)	22.32%	
Grand Total			\$77,454,141.23	\$77,118,449.56 \$10,414.23	\$77,128,863.79	0.81%		\$75,236,964.92	(\$1,881,484.64)	100.00%	

TRANSACTION STATEMENT

As of March 31, 2022

Transaction Type	Trade Date	Settlement Date	CUSIP	Security Description	Par Value	Principal Amount	Purchased Interest	Total Cost	Yield at Cost
Pending Purchase									
Pending Purchase	3/25/2022	4/1/2022	3133ENTK6	FFCB 2.51% 04/01/25	500,000.00	498,975.00		498,975.00	2.58%
Total					500,000.00	498,975.00		498,975.00	
Purchase									
Purchase	3/2/2022	3/9/2022	02589ABQ4	American Express National Bank 2.000% 03/09/2027	247,000.00	245,765.00		245,765.00	2.11%
Purchase	3/16/2022	3/18/2022	46640QM99	J.P. Morgan Securities LLC 12/09/2022	900,000.00	889,027.50		889,027.50	1.67%
Purchase	3/24/2022	3/25/2022	912828Q29	UST 1.500% 03/31/2023	1,000,000.00	999,257.81	7,252.74	1,006,510.55	1.57%
Purchase	3/24/2022	3/25/2022	912828P3	UST 2.250% 12/31/2024	500,000.00	498,730.47	2,610.50	501,340.97	2.34%
Purchase	3/24/2022	3/25/2022	3130A3VC5	FHLB 2.250% 12/08/2023	1,000,000.00	1,002,370.00	6,687.50	1,009,057.50	2.11%
Purchase	3/23/2022	3/28/2022	63873KMG9	Natixis 12/16/2022	900,000.00	888,165.00		888,165.00	1.82%
Purchase	3/25/2022	3/30/2022	63873KML8	Natixis 12/20/2022	1,000,000.00	986,676.39		986,676.39	1.83%
Purchase	3/30/2022	3/31/2022	912828Q29	UST 1.500% 03/31/2023	530,000.00	528,944.14		528,944.14	1.70%
Purchase	3/30/2022	3/31/2022	62479MMP5	MUFG Bank, Ltd. 12/23/2022	500,000.00	493,584.58		493,584.58	1.75%
Total					6,577,000.00	6,532,520.89	16,550.74	6,549,071.63	

TRANSACTION STATEMENT

As of March 31, 2022



Transaction Type	Trade Date	Settlement Date	CUSIP	Security Description	Par Value	Principal Cost	Total Proceeds	Realized Gain/Loss
Maturity								
Maturity	3/11/2022	3/11/2022	90348JSW1	UBS Bank USA 1.000% 03/11/2022	249,000.00	248,502.00	249,000.00	498.00
Maturity	3/18/2022	3/18/2022	3133ELTZ7	FFCB 0.625% 03/18/2022	1,000,000.00	997,920.00	1,000,000.00	2,080.00
Maturity	3/21/2022	3/21/2022	15201QCD7	Centerstate Bank Corporation 1.000% 03/21/2022	248,000.00	248,000.00	248,000.00	0.00
Maturity	3/28/2022	3/28/2022	12556LBU9	CIT Bank, National Association 1.050% 03/28/2022	248,000.00	248,000.00	248,000.00	0.00
Total					1,745,000.00	1,742,422.00	1,745,000.00	2,578.00

Sell								
Sell	3/2/2022	3/7/2022	02589AB50	American Express National Bank 1.450% 03/31/2023	248,000.00	247,132.00	248,964.72	1,832.72
Total					248,000.00	247,132.00	248,964.72	1,832.72

Transaction Type	Payment Date	Settlement Date	CUSIP	Security Description	Interest Received
Interest/Dividends					
Interest/Dividends	3/1/2022	3/1/2022	538036HC1	Live Oak Banking Company 1.800% 12/11/2023	138.08
Interest/Dividends	3/1/2022	3/1/2022	31846V567	First American Funds, Inc.	4.11
Interest/Dividends	3/2/2022	3/7/2022	02589AB50	American Express National Bank 1.45% 03/31/2023	1,556.62
Interest/Dividends	3/8/2022	3/8/2022	3130AB3H7	FHLB 2.375% 03/08/2024	5,937.50
Interest/Dividends	3/9/2022	3/9/2022	313380GJ0	FHLB 2.000% 09/09/2022	8,000.00
Interest/Dividends	3/11/2022	3/11/2022	90348JSW1	UBS Bank USA 1.000% 03/11/2022	191.01
Interest/Dividends	3/11/2022	3/11/2022	32056GDH0	First Internet Bancorp 0.850% 05/13/2024	162.36

TRANSACTION STATEMENT

As of March 31, 2022



Transaction Type	Payment Date	Settlement Date	CUSIP	Security Description	Interest Received
Interest/Dividends	3/14/2022	3/14/2022	29278TLF5	EnerBank USA 1.800% 09/13/2023	343.82
Interest/Dividends	3/14/2022	3/14/2022	06251A2E9	Bank Hapoalim B.M. 0.300% 09/14/2023	370.43
Interest/Dividends	3/17/2022	3/17/2022	949495AQ8	Wells Fargo National Bank West 1.900% 01/17/2023	362.93
Interest/Dividends	3/17/2022	3/17/2022	3130ANVB3	FHLB 0.800% 09/17/2025	1,800.00
Interest/Dividends	3/18/2022	3/18/2022	3133ELTZ7	FFCB 0.625% 03/18/2022	3,125.00
Interest/Dividends	3/18/2022	3/18/2022	949763M78	Wells Fargo Bank, National Association 1.950% 10/18/2024	336.58
Interest/Dividends	3/18/2022	3/18/2022	20726ACE6	Congressional Bank 0.200% 09/19/2022	38.20
Interest/Dividends	3/21/2022	3/21/2022	15201QCD7	Centerstate Bank Corporation 1.000% 03/21/2022	1,236.60
Interest/Dividends	3/21/2022	3/21/2022	81768PAF3	ServisFirst Bank 1.600% 02/21/2023	305.62
Interest/Dividends	3/21/2022	3/21/2022	59013KAS5	Merrick Bank Corporation 2.350% 06/20/2022	378.58
Interest/Dividends	3/23/2022	3/23/2022	3130AK6G6	FHLB 0.390% 09/23/2024	1,579.50
Interest/Dividends	3/23/2022	3/23/2022	3137EAEX3	FMCC 0.375% 09/23/2025	1,687.50
Interest/Dividends	3/24/2022	3/24/2022	3134GWUS3	FMCC 0.400% 09/24/2024	2,000.00
Interest/Dividends	3/24/2022	3/24/2022	3133EMBD3	FFCB 0.360% 09/24/2024	1,800.00
Interest/Dividends	3/28/2022	3/28/2022	12556LBU9	CIT Bank, National Association 1.050% 03/28/2022	1,305.57
Interest/Dividends	3/28/2022	3/28/2022	05465DAK4	Axos Bank 1.650% 03/26/2024	315.17
Interest/Dividends	3/28/2022	3/28/2022	20033AZ58	Comenity Capital Bank 2.500% 06/27/2024	477.53
Interest/Dividends	3/28/2022	3/28/2022	3130ANZ60	FHLB 0.400% 06/27/2025	750.00
Interest/Dividends	3/29/2022	3/29/2022	3134GWXC5	FMCC 0.350% 03/29/2024	1,750.00

TRANSACTION STATEMENT

As of March 31, 2022



Transaction Type	Payment Date	Settlement Date	CUSIP	Security Description	Interest Received
Interest/Dividends	3/30/2022	3/30/2022	15118RRH2	Celtic Bank Corporation 1.850% 08/30/2024	378.62
Interest/Dividends	3/30/2022	3/30/2022	70212VAA6	Partners Bank 0.350% 06/30/2023	70.48
Interest/Dividends	3/30/2022	3/30/2022	3130ANYN4	FHLB 1.000% 09/30/2026	2,500.00
Interest/Dividends	3/30/2022	3/30/2022	3130AP3C7	FHLB 1.100% 09/30/2026	900.00
Interest/Dividends	3/31/2022	3/31/2022	912828Q29	UST 1.500% 03/31/2023	7,500.00
Interest/Dividends	3/31/2022	3/31/2022	654062JR0	Nicolet National Bank 1.150% 03/28/2024	243.20
Interest/Dividends	3/31/2022	3/31/2022	91282CAM3	UST 0.250% 09/30/2025	581.25
Interest/Dividends	3/31/2022	3/31/2022	91282CBT7	UST 0.750% 03/31/2026	4,687.50
Interest/Dividends	3/31/2022	3/31/2022	91282CDA6	UST 0.250% 09/30/2023	1,250.00
Interest/Dividends	3/31/2022	3/31/2022	91282CCZ2	UST 0.875% 09/30/2026	2,187.50
Total					56,251.26

Transaction Type	Trade Date	Settlement Date	Transaction Description	Amount
Contribution				
Contribution	3/24/2022	3/24/2022	Cash In	5,000,000.00
Total				5,000,000.00
Custodian Fee				
Custodian Fee	3/25/2022	3/25/2022	Cash Out	(472.87)
Total				(472.87)

STATEMENT DISCLOSURE

As of March 31, 2022



Meeder provides monthly statements for its investment management clients to provide information about the investment portfolio. The information should not be used for audit or confirmation purposes. Please review your custodial statements and report any inaccuracies or discrepancies.

Certain information and data has been supplied by unaffiliated third parties. Although Meeder believes the information is reliable, it cannot warrant the accuracy of information offered by third parties. Market value may reflect prices received from pricing vendors when current market quotations are not available. Prices may not reflect firm bids or offers and may differ from the value at which the security can be sold.

Statements may include positions from unmanaged accounts provided for reporting purposes. Unmanaged accounts are managed directly by the client and are not included in the accounts managed by the investment adviser. This information is provided as a client convenience and the investment adviser assumes no responsibility for performance of these accounts or the accuracy of the data reported.

Investing involves risk. Past performance is no guarantee of future results. Debt and fixed income securities are subject to credit and interest rate risk. The investment return and principal value of an investment will fluctuate so that an investors shares, when redeemed, may be worth more or less than their original cost. Current performance may be lower or higher than the performance data quoted.

Meeder Investment Management is the global brand for the Meeder group of affiliated companies. Investment advisory services are provided through Meeder Public Funds, Inc. Please contact us if you would like to receive a copy of our current ADV disclosure brochure or privacy policy.



M E E D E R
PUBLIC FUNDS



Cleveland Public Library 2019A Tax-Exempt Bond Proceeds

Monthly Investment Report
March 31, 2022

Your Investment Representative:

Jim McCourt

(614) 923-1151

jmccourt@meederinvestment.com

For questions about your account please contact your investment representative or contact publicfundsoperations@meederinvestment.com

Dublin, Ohio | Lansing, Michigan | Long Beach, California | Austin, Texas | 866-633-3371 | www.meederpublicfunds.com

PORTFOLIO SUMMARY

As of March 31, 2022

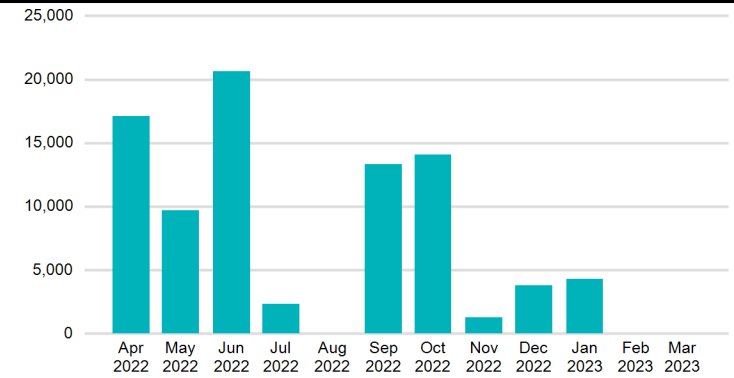
MONTHLY RECONCILIATION

Beginning Book Value	39,669,533.34
Contributions	
Withdrawals	(2,500,000.00)
Prior Month Custodian Fees	(330.07)
Realized Gains/Losses	4,015.11
Gross Interest Earnings	4,661.14
Ending Book Value	37,177,879.52

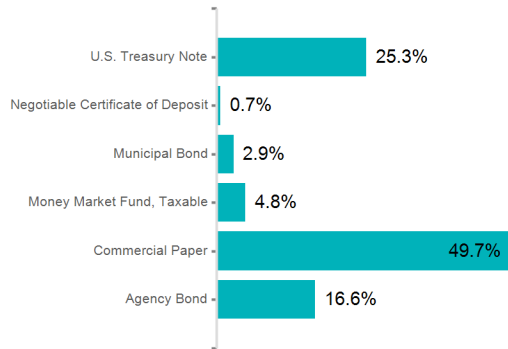
PORTFOLIO CHARACTERISTICS

Portfolio Yield to Maturity	0.31%
Portfolio Effective Duration	0.35 yrs
Weighted Average Maturity	0.35 yrs

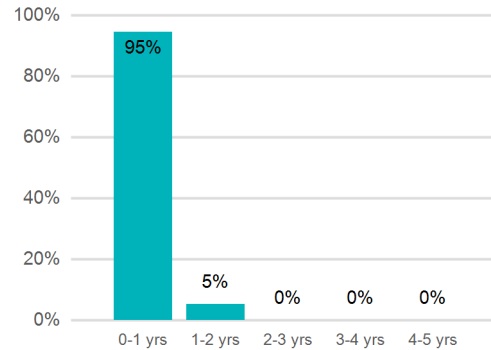
PROJECTED MONTHLY INCOME SCHEDULE



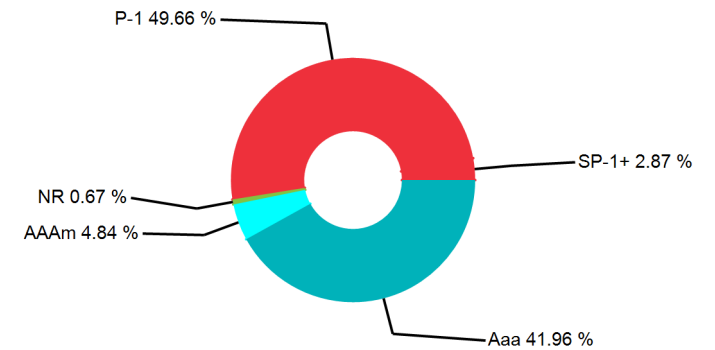
SECTOR ALLOCATION



MATURITY DISTRIBUTION



CREDIT QUALITY



Cleveland Public Library 2019A Tax-Exempt Bond Proceeds

PROJECTED INCOME SCHEDULE

As of March 31, 2022



CUSIP	SECURITY DESCRIPTION	Apr 2022	May 2022	Jun 2022	Jul 2022	Aug 2022	Sep 2022	Oct 2022	Nov 2022	Dec 2022	Jan 2023	Feb 2023	Mar 2023
084601XB4	Legacy Banks 1.250% 04/21/2022	1,929											
09659KDN7	BNP Paribas 04/22/2022	6,351											
2254EBD81	Credit Suisse AG 04/08/2022	6,638											
2906416L8	Elyria, City of 0.750% 06/29/2022			717									
3130AKJD9	FHLB 0.140% 12/29/2022			1,400						3,800			
3133EKZY5	FFCB 1.550% 06/01/2022			18,495									
3133ELZN7	FFCB 0.160% 05/18/2022		2,175										
53948BE62	Lloyds Bank Corporate Markets PLC 05/06/2022		6,281										
8923A1JG7	Toyota Credit de Puerto Rico Corp. 09/16/2022						12,075						
91282CAR2	UST 0.125% 10/31/2022	2,188						14,082					
91282CBG5	UST 0.125% 01/31/2023				1,250						4,297		
91282CBU4	UST 0.125% 03/31/2023						1,250						
91282CCD1	UST 0.125% 05/31/2023		1,250						1,250				
987643UY7	Youngstown, City of 1.000% 07/07/2022				1,074								
TOTAL		17,105	9,705	20,612	2,324		13,325	14,082	1,250	3,800	4,297		

POSITION STATEMENT

As of March 31, 2022



CUSIP	Security Description	Trade Date/ Settlement Date	Par Value	Principal Cost/ Purchased Interest	Total Cost	Yield at Cost	Maturity/ Duration	Market Price/ Market Value	Unrealized Gain/ (Loss)	% of Assets	Moody's/ S&P Rating
Cash and Cash Equivalents											
31846V567	First American Funds, Inc.	3/31/2022 3/31/2022	\$1,794,860.52	\$1,794,860.52	\$1,794,860.52	0.15%	0.003 0.003	\$1.00 \$1,794,860.52	\$0.00	4.32%	AAAm
STAROHIO	STAR Ohio XX703	3/31/2022 3/31/2022	\$4,500,116.00	\$4,500,116.00	\$4,500,116.00	0.36%	0.003 0.003	\$1.00 \$4,500,116.00	\$0.00	10.83%	AAAm
SubTotal			\$6,294,976.52	\$6,294,976.52	\$6,294,976.52	0.30%		\$6,294,976.52	\$0.00	15.14%	
Agency Bond											
3133ELZN7	FFCB 0.160% 05/18/2022	10/8/2020 10/9/2020	\$2,685,000.00	\$2,684,973.15	\$2,684,973.15	0.16%	0.132 0.134	\$99.94 \$2,683,469.55	(\$1,503.60)	6.46%	Aaa AA+
3133EKZY5	FFCB 1.550% 06/01/2022	9/19/2019 9/20/2019	\$1,500,000.00	\$1,493,130.00	\$1,493,130.00	1.72%	0.170 0.172	\$100.11 \$1,501,635.00	\$8,505.00	3.61%	Aaa AA+
3130AKJD9	FHLB 0.140% 12/29/2022	12/9/2020 12/29/2020	\$2,000,000.00	\$1,997,600.00	\$1,997,600.00	0.20%	0.748 0.743	\$99.23 \$1,984,500.00	(\$13,100.00)	4.77%	Aaa AA+
SubTotal			\$6,185,000.00	\$6,175,703.15	\$6,175,703.15	0.55%		\$6,169,604.55	(\$6,098.60)	14.84%	
Commercial Paper											
2254EBD81	Credit Suisse AG 04/08/2022	7/12/2021 7/13/2021	\$4,935,000.00	\$4,928,362.43	\$4,928,362.43	0.18%	0.022 0.025	\$99.99 \$4,934,506.50	\$6,144.07	11.87%	P-1 A-1
09659KDN7	BNP Paribas 04/22/2022	7/26/2021 7/27/2021	\$5,000,000.00	\$4,993,648.61	\$4,993,648.61	0.17%	0.060 0.063	\$99.97 \$4,998,600.00	\$4,951.39	12.02%	P-1 A-1
53948BE62	Lloyds Bank Corporate Markets PLC 05/06/2022	8/12/2021 8/13/2021	\$5,000,000.00	\$4,993,719.44	\$4,993,719.44	0.17%	0.099 0.103	\$99.95 \$4,997,530.00	\$3,810.56	12.02%	P-1 A-1
8923A1JG7	Toyota Credit de Puerto Rico Corp. 09/16/2022	12/17/2021 12/20/2021	\$3,500,000.00	\$3,487,925.00	\$3,487,925.00	0.46%	0.463 0.462	\$99.37 \$3,477,810.00	(\$10,115.00)	8.37%	P-1 A-1+
SubTotal			\$18,435,000.00	\$18,403,655.48	\$18,403,655.48	0.23%		\$18,408,446.50	\$4,791.02	44.28%	
Municipal Bond											
2906416L8	Elyria, City of 0.750% 06/29/2022	6/10/2021 6/29/2021	\$340,000.00	\$342,036.60	\$342,036.60	0.15%	0.247 0.248	\$99.93 \$339,768.80	(\$2,267.80)	0.82%	SP-1+
2906416L8	Elyria, City of 0.750% 06/29/2022	6/11/2021 6/29/2021	\$135,000.00	\$135,808.65	\$135,808.65	0.15%	0.247 0.248	\$99.93 \$134,908.20	(\$900.45)	0.32%	SP-1+

POSITION STATEMENT

As of March 31, 2022



CUSIP	Security Description	Trade Date/ Settlement Date	Par Value	Principal Cost/ Purchased Interest	Total Cost	Yield at Cost	Maturity/ Duration	Market Price/ Market Value	Unrealized Gain/ (Loss)	% of Assets	Moody's/ S&P Rating
987643UY7	Youngstown, City of 1.000% 07/07/2022	6/25/2021 7/7/2021	\$590,000.00	\$594,826.20	\$594,826.20	0.18%	0.268 0.269	\$99.94 \$589,622.40	(\$5,203.80)	1.42%	SP-1+
SubTotal			\$1,065,000.00	\$1,072,671.45	\$1,072,671.45	0.17%		\$1,064,299.40	(\$8,372.05)	2.56%	
Negotiable Certificate of Deposit											
084601XB4	Legacy Banks 1.250% 04/21/2022	4/2/2020 4/8/2020	\$248,000.00	\$247,727.20	\$247,727.20	1.31%	0.058 0.060	\$100.05 \$248,121.52	\$394.32	0.60%	
SubTotal			\$248,000.00	\$247,727.20	\$247,727.20	1.31%		\$248,121.52	\$394.32	0.60%	
U.S. Treasury Note											
91282CAR2	UST 0.125% 10/31/2022	1/31/2022 2/1/2022	\$3,500,000.00	\$3,488,105.46 \$1,123.96	\$3,489,229.42	0.58%	0.586 0.583	\$99.39 \$3,478,685.00	(\$9,420.46)	8.37%	Aaa AA+
91282CBG5	UST 0.125% 01/31/2023	6/21/2021 6/22/2021	\$2,000,000.00	\$1,996,953.13	\$1,996,953.13	0.22%	0.838 0.834	\$98.84 \$1,976,800.00	(\$20,153.13)	4.76%	Aaa AA+
91282CBU4	UST 0.125% 03/31/2023	6/3/2021 6/4/2021	\$2,000,000.00	\$1,999,375.00	\$1,999,375.00	0.14%	1.000 0.993	\$98.43 \$1,968,680.00	(\$30,695.00)	4.74%	Aaa AA+
91282CCD1	UST 0.125% 05/31/2023	6/3/2021 6/4/2021	\$2,000,000.00	\$1,998,828.13	\$1,998,828.13	0.15%	1.167 1.157	\$97.96 \$1,959,220.00	(\$39,608.13)	4.71%	Aaa AA+
SubTotal			\$9,500,000.00	\$9,483,261.72 \$1,123.96	\$9,484,385.68	0.32%		\$9,383,385.00	(\$99,876.72)	22.57%	
Grand Total			\$41,727,976.52	\$41,677,995.52 \$1,123.96	\$41,679,119.48	0.31%		\$41,568,833.49	(\$109,162.03)	100.00%	

TRANSACTION STATEMENT

As of March 31, 2022

Transaction Type	Trade Date	Settlement Date	CUSIP	Security Description	Par Value	Principal Cost	Total Proceeds	Realized Gain/Loss
Maturity								
Maturity	3/2/2022	3/2/2022	46640QC25	J.P. Morgan Securities LLC 03/02/2022	2,500,000.00	2,498,763.89	2,500,000.00	1,236.11
Maturity	3/18/2022	3/18/2022	3133ELTZ7	FFCB 0.625% 03/18/2022	1,000,000.00	998,140.00	1,000,000.00	1,860.00
Maturity	3/25/2022	3/25/2022	2254EBCR0	Credit Suisse AG 03/25/2022	500,000.00	499,330.00	500,000.00	670.00
Maturity	3/31/2022	3/31/2022	33651NAF9	First State Bank of The Southeast, Inc 1.350% 03/31/2022	249,000.00	248,751.00	249,000.00	249.00
Total					4,249,000.00	4,244,984.89	4,249,000.00	4,015.11

Transaction Type	Payment Date	Settlement Date	CUSIP	Security Description	Interest Received
Interest/Dividends					
Interest/Dividends	3/1/2022	3/1/2022	31846V567	First American Funds, Inc.	0.64
Interest/Dividends	3/18/2022	3/18/2022	3133ELTZ7	FFCB 0.625% 03/18/2022	3,125.00
Interest/Dividends	3/31/2022	3/31/2022	33651NAF9	First State Bank of The Southeast, Inc 1.350% 03/31/2022	285.50
Interest/Dividends	3/31/2022	3/31/2022	91282CBU4	UST 0.125% 03/31/2023	1,250.00
Total					4,661.14

TRANSACTION STATEMENT

As of March 31, 2022



Transaction Type	Trade Date	Settlement Date	Transaction Description	Amount
Custodian Fee				
Custodian Fee	3/25/2022	3/25/2022	Cash Out	(330.07)
Total				(330.07)
Withdrawal				
Withdrawal	3/4/2022	3/4/2022	Cash Out	(2,500,000.00)
Total				(2,500,000.00)

STATEMENT DISCLOSURE

As of March 31, 2022



Meeder provides monthly statements for its investment management clients to provide information about the investment portfolio. The information should not be used for audit or confirmation purposes. Please review your custodial statements and report any inaccuracies or discrepancies.

Certain information and data has been supplied by unaffiliated third parties. Although Meeder believes the information is reliable, it cannot warrant the accuracy of information offered by third parties. Market value may reflect prices received from pricing vendors when current market quotations are not available. Prices may not reflect firm bids or offers and may differ from the value at which the security can be sold.

Statements may include positions from unmanaged accounts provided for reporting purposes. Unmanaged accounts are managed directly by the client and are not included in the accounts managed by the investment adviser. This information is provided as a client convenience and the investment adviser assumes no responsibility for performance of these accounts or the accuracy of the data reported.

Investing involves risk. Past performance is no guarantee of future results. Debt and fixed income securities are subject to credit and interest rate risk. The investment return and principal value of an investment will fluctuate so that an investors shares, when redeemed, may be worth more or less than their original cost. Current performance may be lower or higher than the performance data quoted.

Meeder Investment Management is the global brand for the Meeder group of affiliated companies. Investment advisory services are provided through Meeder Public Funds, Inc. Please contact us if you would like to receive a copy of our current ADV disclosure brochure or privacy policy.



M E E D E R
PUBLIC FUNDS



Cleveland Public Library 2019B Taxable Bond Proceeds

Monthly Investment Report
March 31, 2022

Your Investment Representative:

Jim McCourt

(614) 923-1151

jmccourt@meederinvestment.com

For questions about your account please contact your investment representative or contact publicfundsoperations@meederinvestment.com

Dublin, Ohio | Lansing, Michigan | Long Beach, California | Austin, Texas | 866-633-3371 | www.meederpublicfunds.com

PORTFOLIO SUMMARY

As of March 31, 2022

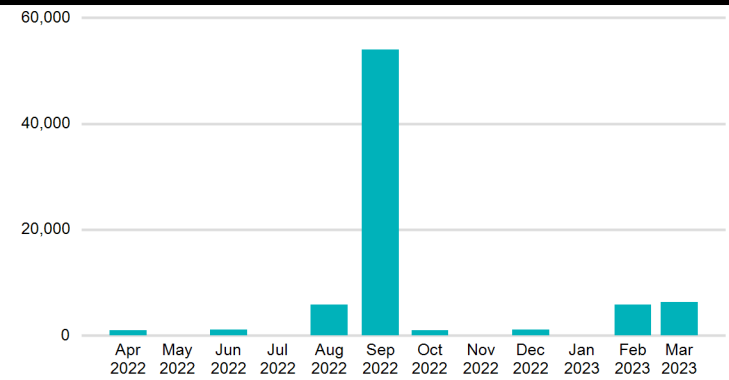
MONTHLY RECONCILIATION

Beginning Book Value	9,237,535.15
Contributions	
Withdrawals	
Prior Month Custodian Fees	(77.02)
Realized Gains/Losses	
Gross Interest Earnings	36,219.58
Ending Book Value	9,273,677.71

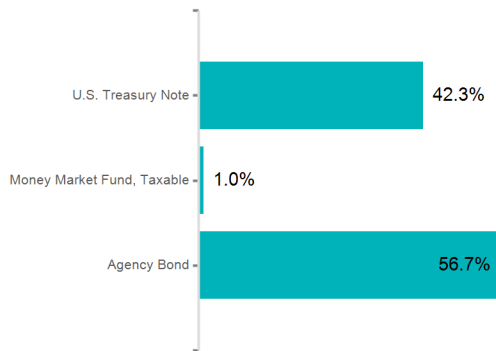
PORTFOLIO CHARACTERISTICS

Portfolio Yield to Maturity	1.11%
Portfolio Effective Duration	1.13 yrs
Weighted Average Maturity	1.14 yrs

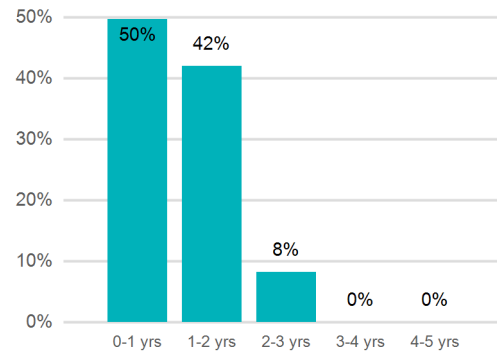
PROJECTED MONTHLY INCOME SCHEDULE



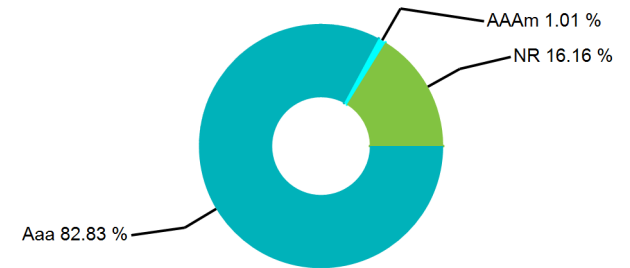
SECTOR ALLOCATION



MATURITY DISTRIBUTION



CREDIT QUALITY



PROJECTED INCOME SCHEDULE

As of March 31, 2022



CUSIP	SECURITY DESCRIPTION	Apr 2022	May 2022	Jun 2022	Jul 2022	Aug 2022	Sep 2022	Oct 2022	Nov 2022	Dec 2022	Jan 2023	Feb 2023	Mar 2023
3130AGWK7	FHLB 1.500% 08/15/2024					5,813						5,813	
3133EMBS0	FFCB 0.200% 10/02/2023	1,000						1,000					
3135G0W33	FNMA 1.375% 09/06/2022						31,510						
31422BXH8	AGM 0.850% 03/20/2023						6,375						6,375
912828Q29	UST 1.500% 03/31/2023						7,500						
912828T26	UST 1.375% 09/30/2023						8,594						
91282CCK5	UST 0.125% 06/30/2023			1,063						1,063			
TOTAL		1,000		1,063		5,813	53,979	1,000		1,063		5,813	6,375

POSITION STATEMENT

As of March 31, 2022

CUSIP	Security Description	Trade Date/ Settlement Date	Par Value	Principal Cost/ Purchased Interest	Total Cost	Yield at Cost	Maturity/ Duration	Market Price/ Market Value	Unrealized Gain/ (Loss)	% of Assets	Moody's/ S&P Rating
Cash and Cash Equivalents											
31846V567	First American Funds, Inc.	3/31/2022 3/31/2022	\$93,230.62	\$93,230.62	\$93,230.62	0.15%	0.003 0.003	\$1.00 \$93,230.62	\$0.00	1.01%	AAAm
SubTotal			\$93,230.62	\$93,230.62	\$93,230.62	0.15%		\$93,230.62	\$0.00	1.01%	
Agency Bond											
3135G0W33	FNMA 1.375% 09/06/2022	9/10/2019 9/11/2019	\$2,000,000.00	\$1,982,240.00	\$1,982,240.00	1.68%	0.436 0.436	\$100.18 \$2,003,640.00	\$21,400.00	21.75%	Aaa AA+
31422BXH8	AGM 0.850% 03/20/2023	3/25/2020 3/27/2020	\$1,500,000.00	\$1,500,000.00	\$1,500,000.00	0.85%	0.970 0.962	\$99.23 \$1,488,405.00	(\$11,595.00)	16.16%	
3133EMBS0	FFCB 0.200% 10/02/2023	10/5/2020 10/6/2020	\$1,000,000.00	\$998,190.00	\$998,190.00	0.26%	1.507 1.490	\$97.31 \$973,090.00	(\$25,100.00)	10.56%	Aaa AA+
3130AGWK7	FHLB 1.500% 08/15/2024	9/26/2019 9/27/2019	\$775,000.00	\$771,187.00	\$771,187.00	1.61%	2.378 2.312	\$97.90 \$758,717.25	(\$12,469.75)	8.24%	Aaa AA+
SubTotal			\$5,275,000.00	\$5,251,617.00	\$5,251,617.00	1.17%		\$5,223,852.25	(\$27,764.75)	56.70%	
U.S. Treasury Note											
912828Q29	UST 1.500% 03/31/2023	9/18/2019 9/19/2019	\$1,000,000.00	\$994,921.88	\$994,921.88	1.65%	1.000 0.996	\$99.79 \$997,890.00	\$2,968.12	10.83%	Aaa AA+
91282CCK5	UST 0.125% 06/30/2023	6/24/2021 6/30/2021	\$1,700,000.00	\$1,695,285.16	\$1,695,285.16	0.26%	1.249 1.238	\$97.75 \$1,661,682.00	(\$33,603.16)	18.04%	Aaa AA+
912828T26	UST 1.375% 09/30/2023	10/25/2019 10/28/2019	\$1,250,000.00	\$1,238,623.05	\$1,238,623.05	1.62%	1.501 1.466	\$98.90 \$1,236,187.50	(\$2,435.55)	13.42%	Aaa AA+
SubTotal			\$3,950,000.00	\$3,928,830.09	\$3,928,830.09	1.05%		\$3,895,759.50	(\$33,070.59)	42.29%	
Grand Total			\$9,318,230.62	\$9,273,677.71	\$9,273,677.71	1.11%		\$9,212,842.37	(\$60,835.34)	100.00%	

TRANSACTION STATEMENT

As of March 31, 2022



Transaction Type	Payment Date	Settlement Date	CUSIP	Security Description	Interest Received
Interest/Dividends					
Interest/Dividends	3/1/2022	3/1/2022	31846V567	First American Funds, Inc.	0.83
Interest/Dividends	3/7/2022	3/7/2022	3135G0W33	FNMA 1.375% 09/06/2022	13,750.00
Interest/Dividends	3/21/2022	3/21/2022	31422BXH8	AGM 0.850% 03/20/2023	6,375.00
Interest/Dividends	3/31/2022	3/31/2022	912828Q29	UST 1.500% 03/31/2023	7,500.00
Interest/Dividends	3/31/2022	3/31/2022	912828T26	UST 1.375% 09/30/2023	8,593.75
Total					36,219.58

Transaction Type	Trade Date	Settlement Date	Transaction Description	Amount
Custodian Fee				
Custodian Fee	3/25/2022	3/25/2022	Cash Out	(77.02)
Total				(77.02)

STATEMENT DISCLOSURE

As of March 31, 2022



Meeder provides monthly statements for its investment management clients to provide information about the investment portfolio. The information should not be used for audit or confirmation purposes. Please review your custodial statements and report any inaccuracies or discrepancies.

Certain information and data has been supplied by unaffiliated third parties. Although Meeder believes the information is reliable, it cannot warrant the accuracy of information offered by third parties. Market value may reflect prices received from pricing vendors when current market quotations are not available. Prices may not reflect firm bids or offers and may differ from the value at which the security can be sold.

Statements may include positions from unmanaged accounts provided for reporting purposes. Unmanaged accounts are managed directly by the client and are not included in the accounts managed by the investment adviser. This information is provided as a client convenience and the investment adviser assumes no responsibility for performance of these accounts or the accuracy of the data reported.

Investing involves risk. Past performance is no guarantee of future results. Debt and fixed income securities are subject to credit and interest rate risk. The investment return and principal value of an investment will fluctuate so that an investors shares, when redeemed, may be worth more or less than their original cost. Current performance may be lower or higher than the performance data quoted.

Meeder Investment Management is the global brand for the Meeder group of affiliated companies. Investment advisory services are provided through Meeder Public Funds, Inc. Please contact us if you would like to receive a copy of our current ADV disclosure brochure or privacy policy.