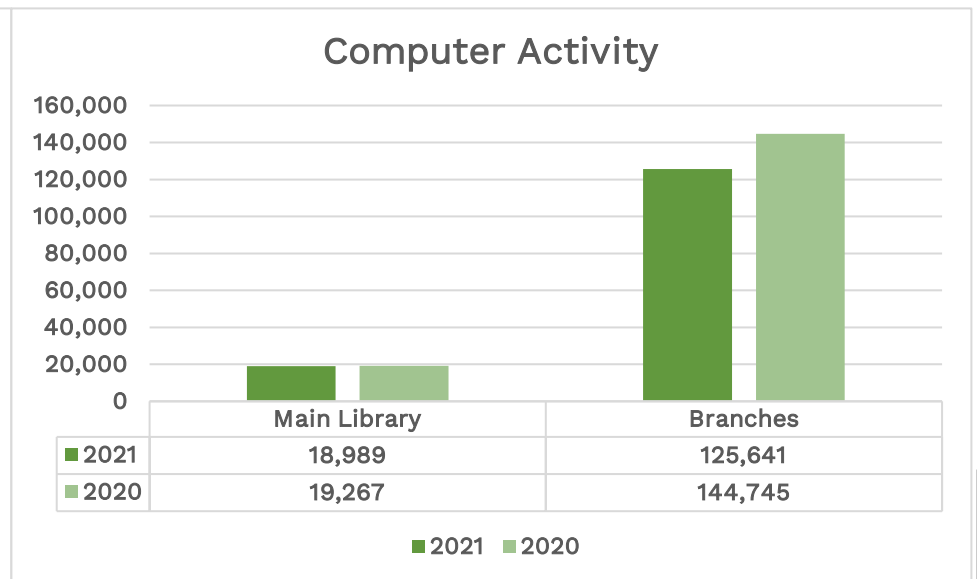
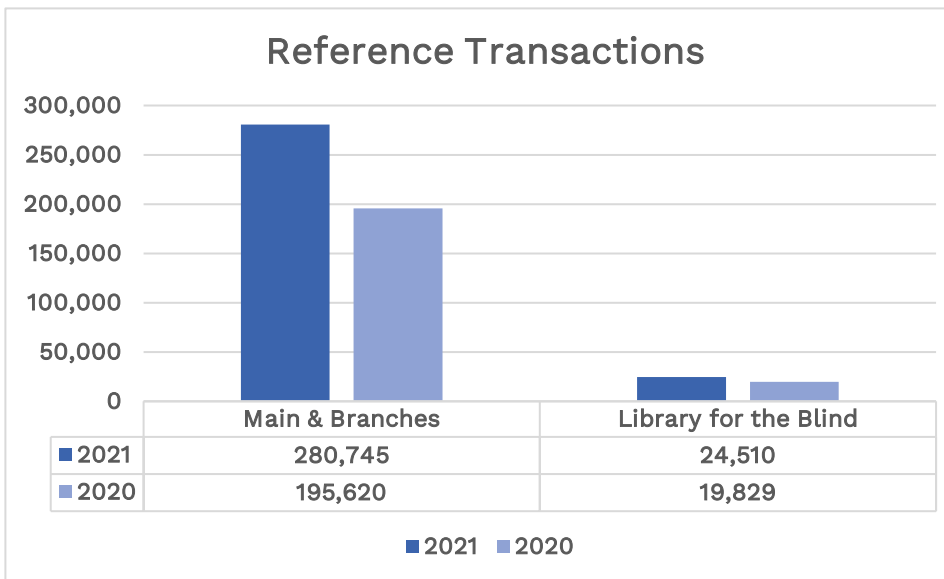
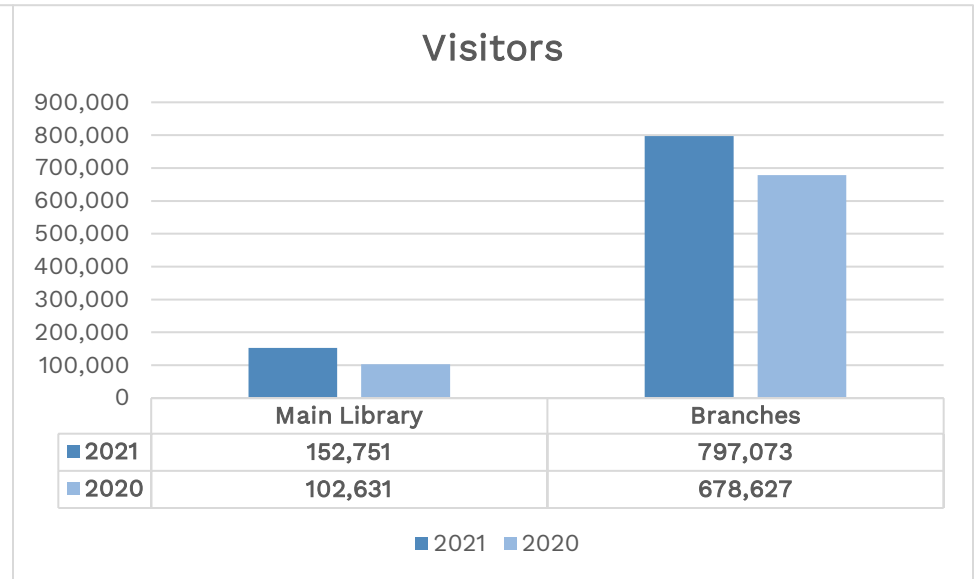
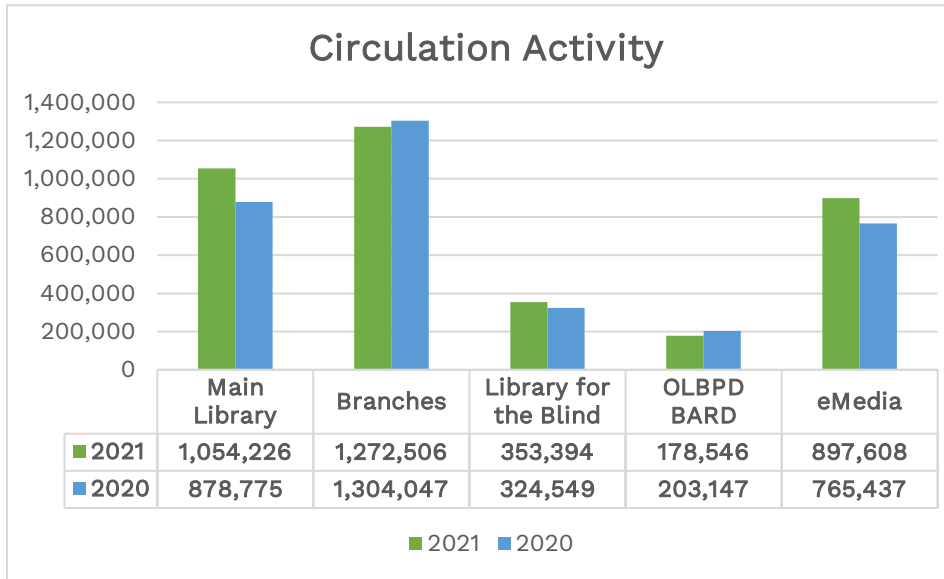
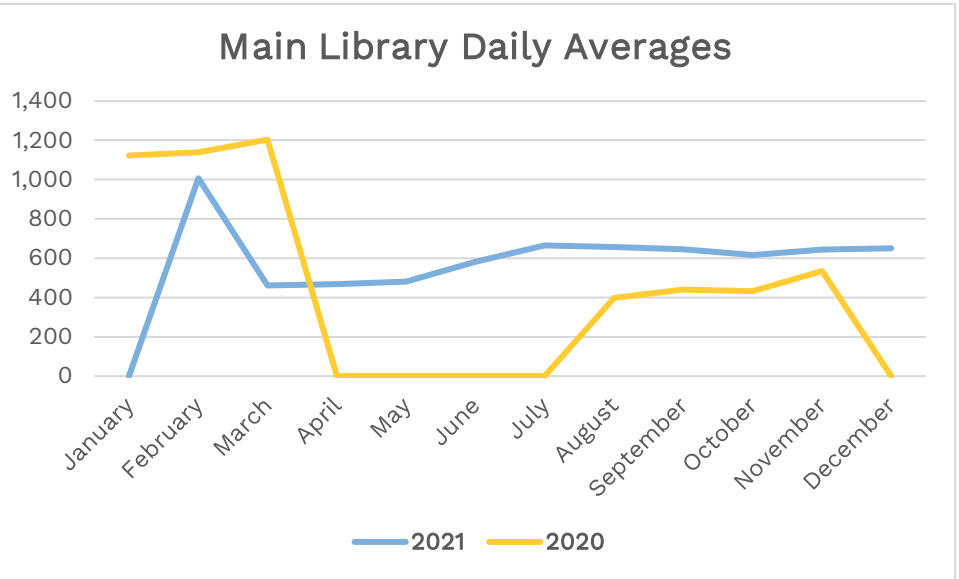
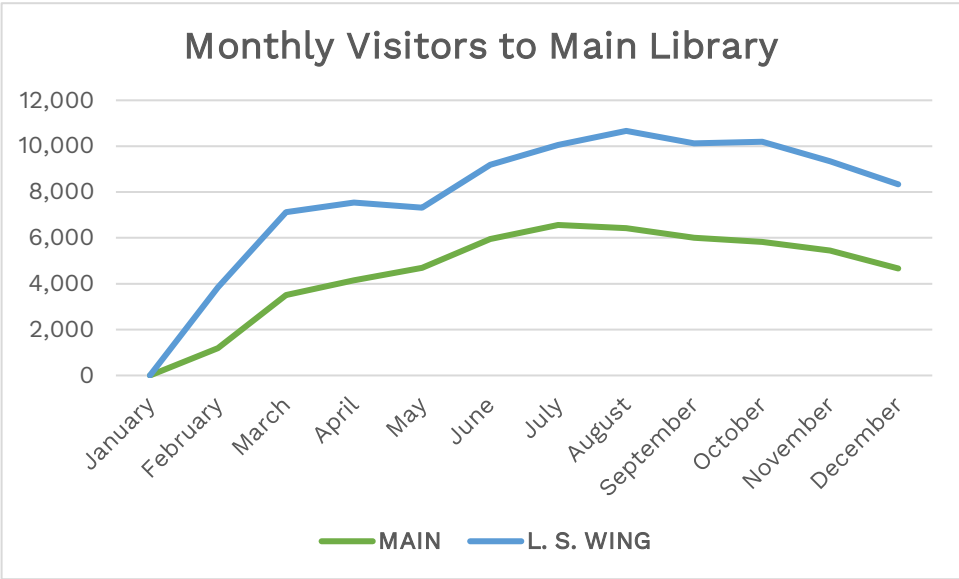
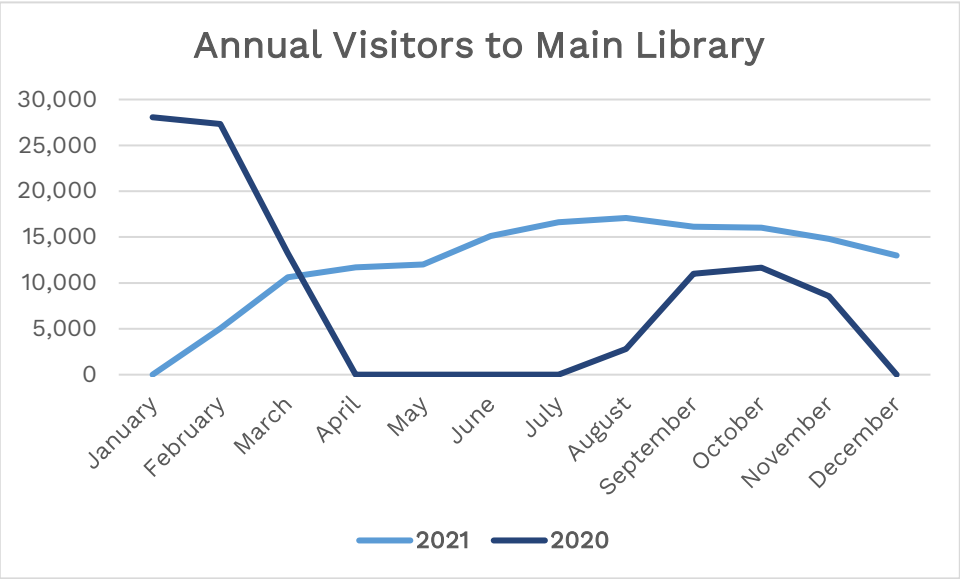
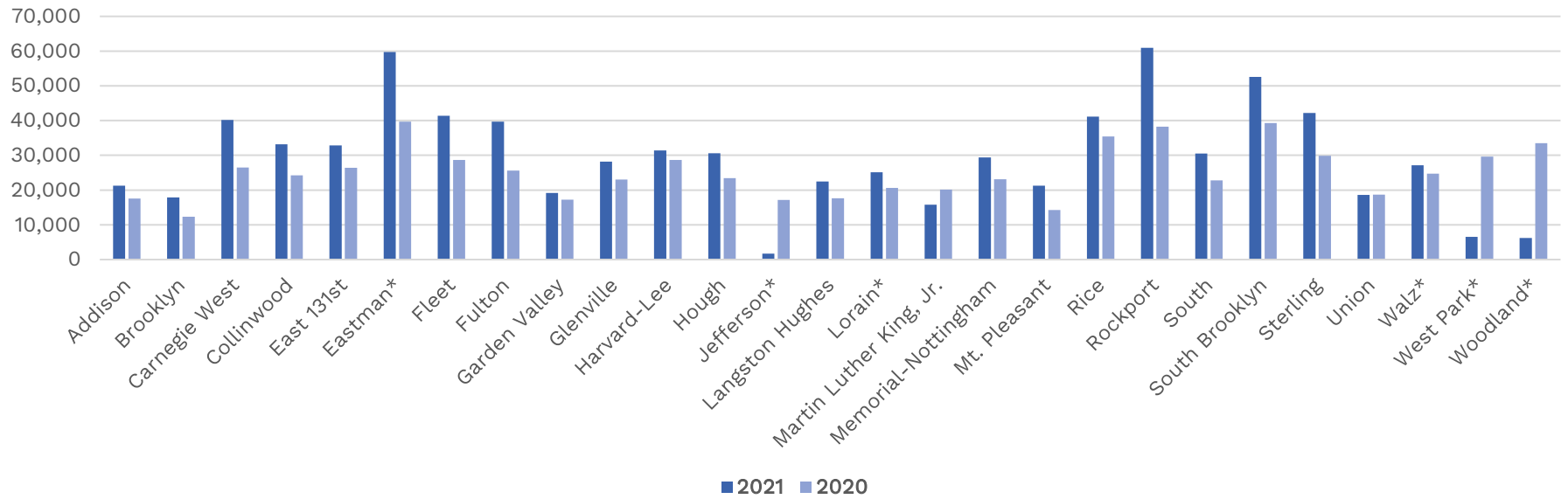


CLEVELAND PUBLIC LIBRARY COMPARATIVE STATEMENT OF ANNUAL STATISTICS 2021

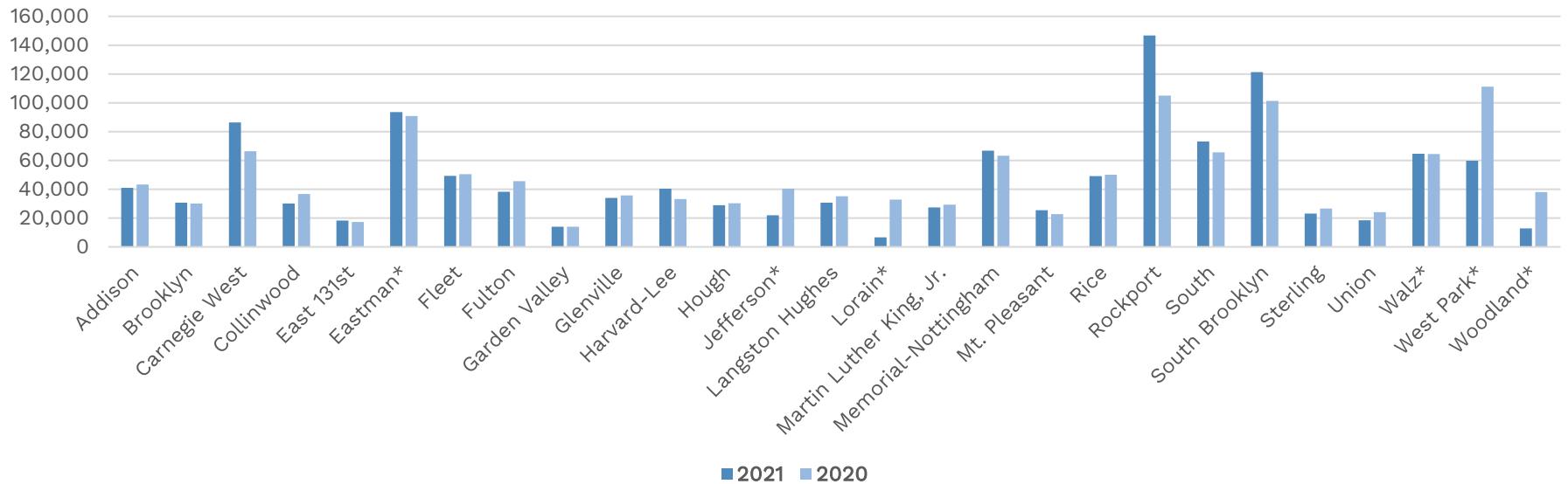




Branch Visitors



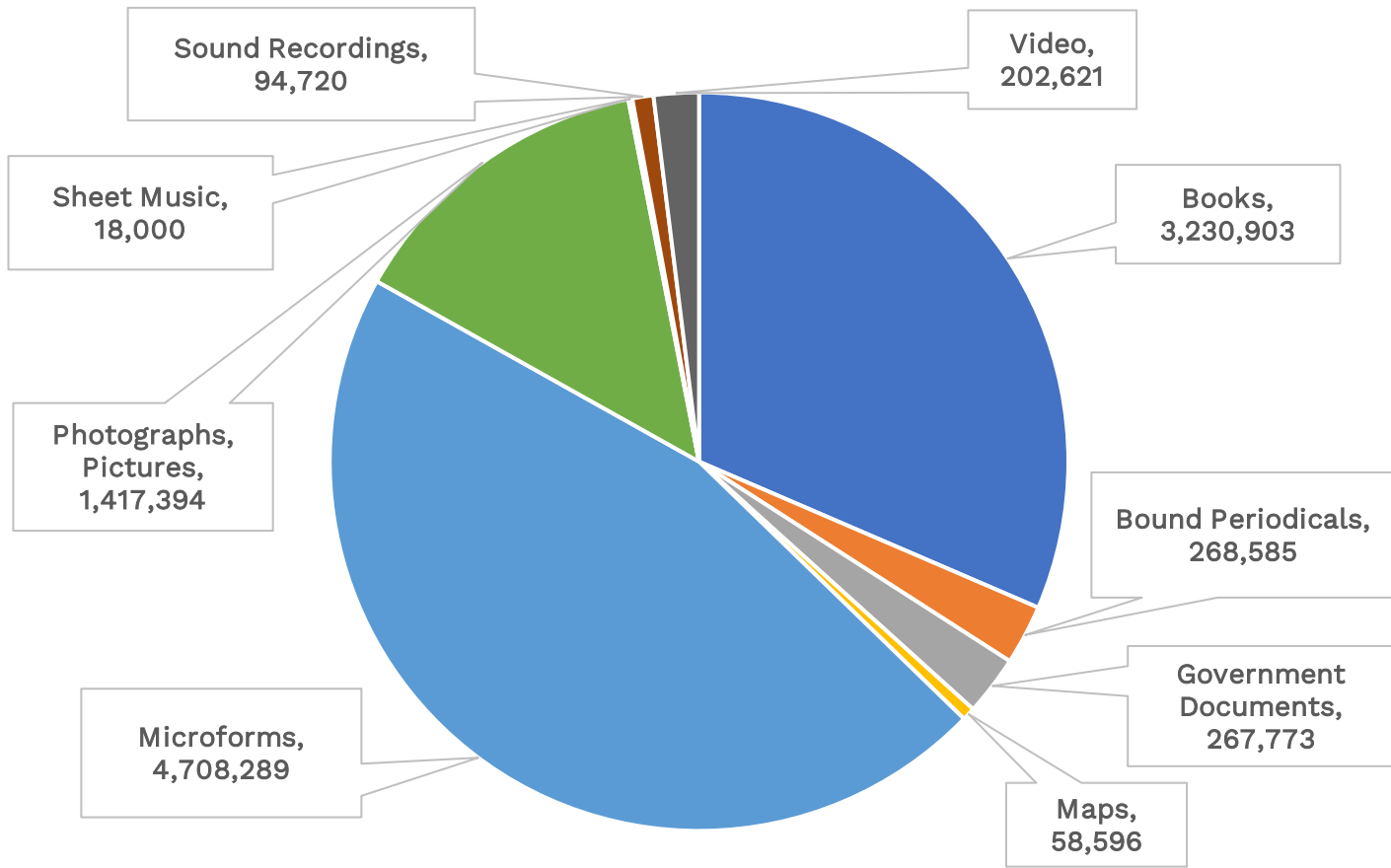
Branch Circulation



*COVID Closures: 3/14-6/7/20. Curbside/walk-up service only: 6/8-8/23/20, 11/21/20-2/21/21, 12/27-12/31/21. Open w/occupancy restrictions: 8/24-11/20/20, 2/22-12/25/21.

Facilities Master Plan Closures: Jefferson, West Park and Woodland Branches closed for construction as of 4/5/21. Lorain closed for construction as of 10/9/21. Eastman closed for construction as of 12/13/21.

Collection Counts



**CLEVELAND PUBLIC LIBRARY
COMPARATIVE STATEMENT OF ANNUAL STATISTICS 2021**

CIRCULATION

ACTIVITY	2021	2020	Change	%Change
Main Library	1,054,226	878,775	175,451	20.0%
Branches	1,272,506	1,304,047	-31,541	-2.4%
Mobile Units	1,415	1,875	-460	-24.5%
Library for the Blind	353,394	324,549	28,845	8.9%
OLBPD BARD	178,546	203,147	-24,601	-12.1%
eMedia	897,608	765,437	132,171	17.3%
TOTAL CIRCULATION	3,757,695	3,477,830	279,865	8.0%

REFERENCE

TRANSACTIONS	2021	2020	Change	%Change
Main & Branches	280,745	195,620	85,125	43.5%
Library for the Blind	24,510	19,829	4,681	23.6%
TOTAL QUESTIONS	305,255	215,449	89,806	41.7%

COMPUTER

SESSIONS	2021	2020	Change	%Change
Main Library	18,989	19,267	-278	-1.4%
Branches	125,641	144,745	-19,104	-13.2%
TOTAL USAGE	144,630	164,012	-19,382	-11.8%

Sessions less than 5 minutes excluded; also excludes computers not connected to reservation software such as early literacy work stations.

WALK-IN COUNT	2021	2020	Change	%Change
Main Library	152,751	102,631	50,120	48.8%
Branches	797,073	678,627	118,446	17.5%
TOTAL VISITS	949,824	781,258	168,566	21.6%

REPORT J

**CLEVELAND PUBLIC LIBRARY
CIRCULATION ANALYSIS FOR 2021**

AUTOMATED CIRCULATION OF THE COLLECTION BY FORMAT

Ranked by percentage of circulation

FORMAT	MAIN	BRANCHES	TOTAL	% CIRC
Books	676,498	353,420	1,029,918	37.0%
eMedia			897,608	32.2%
Videos	189,337	502,780	692,117	24.9%
Sound Recordings	58,112	61,675	119,787	4.3%
Magazines	18,355	24,227	42,582	1.5%
Other	187	2,243	2,430	0.1%
TOTAL	942,489	944,345	2,784,442	

INTERLIBRARY LOAN	2021	2020	Change	% Change
CLEVNET	531,695	495,547	36,148	7.3%
Other Libraries	651	2,570	-1,919	-74.7%
TOTAL	532,346	498,117	34,229	6.9%

CHANGES IN PERMANENT COLLECTION	2021	2020	Change	% Change
New Titles Added	44,142	65,616	-21,474	-32.7%
Total Items Added	130,081	120,754	9,327	7.7%
Total Items Withdrawn	292,939	195,096	97,843	50.2%

LIBRARY CARDS ISSUED	12,808	LIBRARY FOR THE BLIND	
		New Users	972

REGISTERED BORROWERS	
Adult	215,529
Juvenile	49,085
TOTAL	264,614

**CLEVELAND PUBLIC LIBRARY
ATTENDANCE AT MAIN LIBRARY FOR 2021**

MONTH	2021 Visitors		Annual Visitors		Gain/Loss	Days Open		Daily Average	
	MAIN	L. S. WING	2021	2020		2021	2020	2021	2020
January	0	0	0	28,065	-28,065	0.0	25.0	0	1,123
February	1,184	3,849	5,033	27,341	-22,308	5.0	24.0	1,007	1,139
March	3,503	7,127	10,630	13,235	-2,605	23.0	11.0	462	1,203
April	4,143	7,540	11,683	0	11,683	25.0	0.0	467	0
May	4,688	7,320	12,008	0	12,008	25.0	0.0	480	0
June	5,948	9,181	15,129	0	15,129	26.0	0.0	582	0
July	6,563	10,059	16,622	0	16,622	25.0	0.0	665	0
August	6,419	10,666	17,085	2,787	14,298	26.0	7.0	657	398
September	6,007	10,124	16,131	10,993	5,138	25.0	25.0	645	440
October	5,824	10,191	16,015	11,658	4,357	26.0	27.0	616	432
November	5,445	9,348	14,793	8,552	6,241	23.0	16.0	643	535
December	4,662	8,342	13,004	0	13,004	20.0	0.0	650	0
TOTAL	54,386	93,747	148,133	102,631	45,502	249.0	135.0	595	760

**CLEVELAND PUBLIC LIBRARY
BRANCH ATTENDANCE FOR 2021**

BRANCH	2021	2020	Change	% Change	
Addison	21,282	17,554	3,728	21.2%	<u>COVID Closures</u>
Brooklyn	17,863	12,352	5,511	44.6%	Open with no restrictions: 1/1-3/13/20
Carnegie West	40,195	26,534	13,661	51.5%	No services offered: 3/14-6/7/20
Collinwood	33,172	24,224	8,948	36.9%	Curbside/walk-up services only: 6/8-8/23/20; 11/21/20-2/21/21; 12/27-12/31/21
East 131st	32,839	26,452	6,387	24.1%	Open with occupancy restrictions/time limits: 8/24-11/20/20; 2/22-12/25/21
Eastman*	59,711	39,668	20,043	50.5%	
Fleet	41,355	28,707	12,648	44.1%	<u>Facilities Master Plan Closures</u>
Fulton	39,693	25,577	14,116	55.2%	Jefferson, West Park, and Woodland Branches closed for construction as of 4/5/21
Garden Valley	19,141	17,218	1,923	11.2%	Lorain Branch closed for construction as of 10/9/21
Glenville	28,165	23,067	5,098	22.1%	Eastman Branch closed for construction as of 12/13/21
Harvard-Lee	31,435	28,637	2,798	9.8%	
Hough	30,562	23,448	7,114	30.3%	
Jefferson*	1,706	17,137	-15,431	-90.0%	
Langston Hughes	22,508	17,673	4,835	27.4%	
Lorain*	25,151	20,586	4,565	22.2%	
Martin Luther King, Jr.	15,767	20,133	-4,366	-21.7%	
Memorial-Nottingham	29,368	23,103	6,265	27.1%	
Mt. Pleasant	21,246	14,275	6,971	48.8%	
Rice	41,159	35,422	5,737	16.2%	
Rockport	60,951	38,220	22,731	59.5%	
South	30,503	22,832	7,671	33.6%	
South Brooklyn	52,554	39,321	13,233	33.7%	
Sterling	42,178	29,884	12,294	41.1%	
Union	18,579	18,709	-130	-0.7%	
Walz*	27,179	24,708	2,471	10.0%	
West Park*	6,561	29,663	-23,102	-77.9%	
Woodland*	6,250	33,523	-27,273	-81.4%	
BRANCH TOTAL	797,073	678,627	118,446	17.5%	

**CLEVELAND PUBLIC LIBRARY
BRANCH CIRCULATION TRANSACTIONS FOR 2021**

BRANCH	2021	2020	Change	% Change	
Addison	40,956	43,355	-2,399	-5.5%	
Brooklyn	30,630	30,105	525	1.7%	<u>COVID Closures</u>
Carnegie West	86,311	66,434	19,877	29.9%	Open with no restrictions: 1/1-3/13/20
Collinwood	30,173	36,796	-6,623	-18.0%	No services offered: 3/14-6/7/20
East 131st	18,246	17,395	851	4.9%	Curbside/walk-up services only: 6/8-8/23/20; 11/21/20-2/21/21; 12/27-12/31/21
Eastman*	93,519	90,752	2,767	3.0%	Open with occupancy restrictions/time limits: 8/24-11/20/20; 2/22-12/25/21
Fleet	49,410	50,568	-1,158	-2.3%	
Fulton	38,289	45,695	-7,406	-16.2%	<u>Facilities Master Plan Closures</u>
Garden Valley	13,949	13,950	-1	0.0%	Jefferson, West Park, and Woodland Branches closed for construction as of 4/5/21
Glenville	33,909	35,711	-1,802	-5.0%	Lorain Branch closed for construction as of 10/9/21
Harvard-Lee	40,295	33,133	7,162	21.6%	Eastman Branch closed for construction as of 12/13/21
Hough	28,870	30,351	-1,481	-4.9%	
Jefferson*	21,864	40,343	-18,479	-45.8%	
Langston Hughes	30,720	35,058	-4,338	-12.4%	
Lorain*	6,702	32,868	-26,166	-79.6%	
Martin Luther King, Jr.	27,351	29,377	-2,026	-6.9%	
Memorial-Nottingham	66,732	63,232	3,500	5.5%	
Mt. Pleasant	25,354	22,655	2,699	11.9%	
Rice	49,116	50,049	-933	-1.9%	
Rockport	146,750	105,034	41,716	39.7%	
South	73,172	65,609	7,563	11.5%	
South Brooklyn	121,343	101,272	20,071	19.8%	
Sterling	23,159	26,638	-3,479	-13.1%	
Union	18,505	24,055	-5,550	-23.1%	
Walz*	64,647	64,405	242	0.4%	
West Park*	59,752	111,192	-51,440	-46.3%	
Woodland*	12,782	38,015	-25,233	-66.4%	
BRANCH TOTAL	1,252,506	1,304,047	-51,541	-4.0%	

**CLEVELAND PUBLIC LIBRARY
BRANCH COLLECTION COUNT**

BRANCH	2021	2020	Change	% Change
Addison	14,180	14,357	-177	-1.2%
Brooklyn	12,782	15,832	-3,050	-19.3%
Carnegie West	25,602	26,004	-402	-1.5%
Collinwood	18,129	19,241	-1,112	-5.8%
East 131st	18,244	17,152	1,092	6.4%
Eastman	12,591	30,600	-18,009	-58.9%
Fleet	13,075	15,769	-2,694	-17.1%
Fulton	19,202	21,010	-1,808	-8.6%
Garden Valley	10,892	11,193	-301	-2.7%
Glenville	12,404	13,401	-997	-7.4%
Harvard-Lee	20,116	19,151	965	5.0%
Hough	14,676	16,221	-1,545	-9.5%
Jefferson	3,613	17,773	-14,160	-79.7%
Langston Hughes	27,832	27,665	167	0.6%
Lorain	15,720	16,183	-463	-2.9%
Martin Luther King, Jr.	24,749	29,020	-4,271	-14.7%
Memorial-Nottingham	27,339	27,957	-618	-2.2%
Mt. Pleasant	12,246	13,107	-861	-6.6%
Rice	22,493	23,304	-811	-3.5%
Rockport	28,621	29,262	-641	-2.2%
South	26,445	25,177	1,268	5.0%
South Brooklyn	23,525	26,570	-3,045	-11.5%
Sterling	14,441	15,069	-628	-4.2%
Union	13,459	13,671	-212	-1.6%
Walz	24,499	25,719	-1,220	-4.7%
West Park	4,018	26,425	-22,407	-84.8%
Woodland	3,494	18,007	-14,513	-80.6%
TOTALS	464,387	554,840	-90,453	-16.3%

**CLEVELAND PUBLIC LIBRARY
2021 COLLECTION STATISTICS**

FORMAT	MAIN COLLECTION	BRANCH COLLECTION	TOTAL COLLECTION
Books	2,927,791	303,112	3,230,903
Bound Periodicals	268,585	0	268,585
Government Documents	267,773	0	267,773
Maps	58,596	0	58,596
Microforms	4,708,289	0	4,708,289
Photographs, Pictures	1,417,394	0	1,417,394
Sheet Music	18,000	0	18,000
Sound Recordings	49,942	44,778	94,720
Video	86,124	116,497	202,621
TOTAL ITEMS	9,802,494	464,387	10,266,881

TOTAL SYSTEM TITLES: 2,616,667