

**CLEVELAND PUBLIC LIBRARY**

**Board Meeting**

**REPORT ON INVESTMENTS – May 2022**

**1. INTERIM DEPOSITS**

In accordance with *Ohio Revised Code* Section 135.14, funds that become available periodically throughout the fiscal year are invested in short-term investments known as interim deposits. The investments are in securities that provide the highest interest rate consistent with the highest degree of safety. Other balances are invested in US Treasury issues, agency issues, municipal bonds, commercial paper, and negotiable certificates of deposit as managed by Meeder Investment Management, STAR Ohio, Government Insured Deposit Program (replaced the STAR Plus program), and a federal money market fund.

Following is a description of interim deposit earnings for the period May 1, 2022 through May 31, 2022.

<u>Investment Period</u>	<u>No. of Days</u>	<u>Amount</u>	<u>Bank</u>	<u>Interest Rate</u>	<u>Investment Income</u>	<u>Investment Form</u>
<b>OPERATING FUND:</b>						
05/01/22 - 05/31/22	31	Various	STAR Ohio	Various	9,408.99	Investment Pool
05/01/22 - 05/31/22	31	Various	Government Insured Deposit Program	Various	0.00	Bank Deposit Program
05/01/22 - 05/31/22	31	Various	U.S. Bank	Various	20.33	Sweep Money Market
10/28/21 - 05/23/22	208	750,000	MUFG Bank, Ltd.	0.190%	819.37	Commercial Paper
11/08/21 - 05/08/22	182	500,000	Federal Farm Credit Bank	1.625%	4,062.50	Federal Agency
11/13/21 - 05/13/22	182	500,000	Federal Home Loan Mortgage Corp.	0.300%	750.00	Federal Agency
11/17/21 - 05/17/22	182	525,000	Federal National Mortgage Assn.	0.560%	1,470.00	Federal Agency
11/19/21 - 05/19/22	182	315,000	Federal Farm Credit Bank	0.730%	1,149.75	Federal Agency
11/19/21 - 05/19/22	182	725,000	Federal Home Loan Bank	0.920%	3,335.00	Federal Agency
03/09/22 - 05/31/22	84	800,000	Federal Home Loan Bank	2.000%	11,252.44	Federal Agency
11/01/21 - 05/01/22	182	325,000	State of Ohio	0.350%	568.75	Municipal Bond
03/30/22 - 04/30/22	32	249,000	Nicolet National Bank	1.150%	235.36	Negotiable CD
03/30/22 - 04/30/22	32	245,000	Partners Bank	0.350%	72.83	Negotiable CD
03/30/22 - 04/30/22	32	249,000	Celtic Bank	1.850%	391.24	Negotiable CD
04/01/22 - 05/01/22	31	100,000	Live Oak Banking Co.	1.800%	147.95	Negotiable CD
11/07/21 - 05/07/22	182	248,000	Pinnacle Bank	0.900%	1,367.06	Negotiable CD
11/07/21 - 05/07/22	182	248,000	HSBC Bank USA NA	1.300%	1,598.75	Negotiable CD
04/11/22 - 05/11/22	31	249,000	First Internet Bank of Indiana	0.850%	173.96	Negotiable CD
04/13/22 - 05/13/22	31	249,000	Enerbank USA	1.800%	368.38	Negotiable CD
04/17/22 - 05/17/22	31	249,000	Wells Fargo National Bank West	1.900%	388.85	Negotiable CD
04/18/22 - 05/18/22	31	225,000	Wells Fargo Bank NA	1.950%	360.62	Negotiable CD
04/18/22 - 05/18/22	31	249,000	Congressional Bank	0.200%	40.93	Negotiable CD
04/20/22 - 05/20/22	31	210,000	Merrick Bank	2.350%	405.62	Negotiable CD
04/21/22 - 05/21/22	31	249,000	SeviFirst Bank	1.600%	327.45	Negotiable CD
11/21/21 - 05/21/22	182	249,000	Third Federal Savings and Loan	0.750%	926.08	Negotiable CD
11/22/21 - 05/22/22	182	246,000	Capital One Bank USA NA	2.650%	3,232.71	Negotiable CD
11/22/21 - 05/22/22	182	246,000	Capital One NA	2.650%	3,232.71	Negotiable CD
04/26/22 - 05/26/22	31	249,000	Axos Bank	1.650%	337.68	Negotiable CD
04/27/22 - 05/27/22	31	249,000	Comenity Capital Bank	2.500%	511.64	Negotiable CD

<u>Investment Period</u>	<u>No. of Days</u>	<u>Amount</u>	<u>Bank</u>	<u>Interest Rate</u>	<u>Investment Income</u>	<u>Investment Form</u>
11/29/21 - 05/29/22	182	247,000	BMW Bank of NA	1.800%	2,204.73	Negotiable CD
04/30/22 - 05/30/22	31	249,000	Nicolet National Bank	1.150%	243.20	Negotiable CD
04/30/22 - 05/30/22	31	245,000	Partners Bank	0.350%	70.48	Negotiable CD
04/30/22 - 05/30/22	31	249,000	Celtic Bank	1.850%	378.62	Negotiable CD
10/31/21 - 04/30/22	182	750,000	United States Treasury Note	0.250%	937.50	Treasury Security
11/15/21 - 05/15/22	182	680,000	United States Treasury Note	0.250%	850.00	Treasury Security
11/30/21 - 05/31/22	183	1,750,000	United States Treasury Note	0.250%	2,187.50	Treasury Security
11/30/21 - 05/31/22	183	750,000	United States Treasury Note	0.375%	1,406.25	Treasury Security

Earned Interest May 2022 \$ 55,235.23  
 Earned Interest Year To Date \$ 183,367.31

**SERIES 2019A TAX-EXEMPT NOTES:**

05/01/22 - 05/31/22	31	Various	STAR Ohio	Various	3,304.48	Investment Pool
05/01/22 - 05/31/22	31	Various	U.S. Bank	Various	586.09	Sweep Money Market
08/13/21 - 05/06/22	267	5,000,000	Lloyds Bank Corporate Markets	0.170%	6,280.56	Commercial Paper
11/18/21 - 05/18/22	182	2,685,000	Federal Farm Credit Bank	0.160%	2,174.85	Federal Agency
02/01/22 - 04/30/22	89	3,500,000	United States Treasury Note	0.125%	1,063.54	Treasury Security
11/30/21 - 05/31/22	183	2,000,000	United States Treasury Note	0.125%	1,250.00	Treasury Security

Earned Interest May 2022 \$ 14,659.52  
 Earned Interest Year To Date \$ 50,812.85

**SERIES 2019B TAXABLE NOTES:**

05/01/22 - 05/31/22	31	Various	U.S. Bank	Various	13.14	Sweep Money Market
---------------------	----	---------	-----------	---------	-------	--------------------

Earned Interest May 2022 \$ 13.14  
 Earned Interest Year To Date \$ 43,051.98

**NOTE RETIREMENT FUND:**

05/01/22 - 05/31/22	31	Various	Huntington National Bank	Various	193.98	Sweep Money Market
---------------------	----	---------	--------------------------	---------	--------	--------------------

Earned Interest May 2022 \$ 193.98  
 Earned Interest Year To Date \$ 289.79

**ESCROW ACCOUNT:**

05/01/22 - 05/31/22	31	Various	Huntington National Bank	Various	0.92	Money Market
---------------------	----	---------	--------------------------	---------	------	--------------

Earned Interest May 2022 \$ 0.92  
 Earned Interest Year To Date \$ 4.54

**Earned Interest May 2022--All Funds \$ 70,102.79**  
**Earned Interest Year To Date--All Funds \$ 277,526.47**



## **Cleveland Public Library Operating Account**

Monthly Investment Report  
May 31, 2022

**Your Investment Representative:**

Jim McCourt  
(614) 923-1151  
[jmccourt@meederinvestment.com](mailto:jmccourt@meederinvestment.com)

For questions about your account please contact your investment representative or contact [publicfundsoperations@meederinvestment.com](mailto:publicfundsoperations@meederinvestment.com)  
**Dublin, Ohio | Lansing, Michigan | Long Beach, California | Austin, Texas | 866-633-3371 | [www.meederpublicfunds.com](http://www.meederpublicfunds.com)**

**PORTFOLIO SUMMARY**

As of May 31, 2022



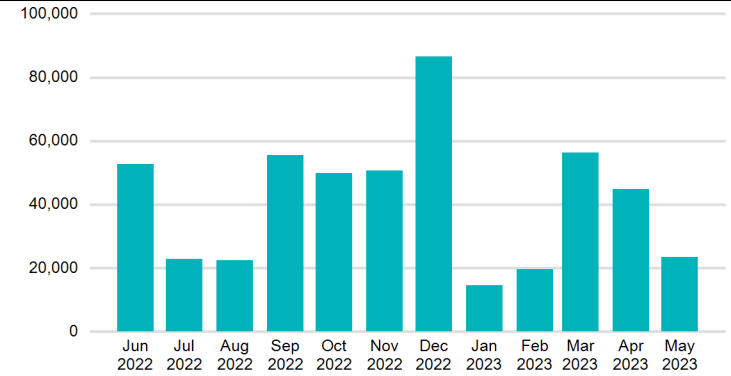
**MONTHLY RECONCILIATION**

<b>Beginning Book Value</b>	<b>62,821,460.92</b>
Contributions	
Withdrawals	
Prior Month Custodian Fees	(503.96)
Realized Gains/Losses	8,675.37
Purchased Interest	(3,628.35)
Gross Interest Earnings	37,150.87
<b>Ending Book Value</b>	<b>62,863,154.85</b>

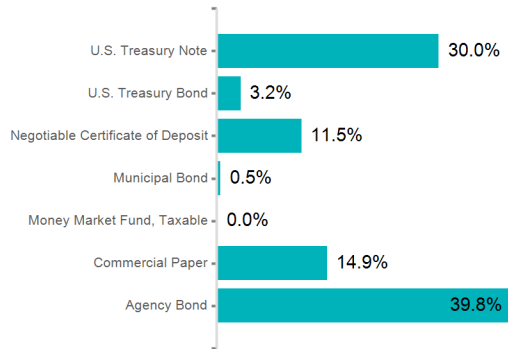
**PORTFOLIO CHARACTERISTICS**

Portfolio Yield to Maturity	1.01%
Portfolio Effective Duration	2.15 yrs
Weighted Average Maturity	2.25 yrs

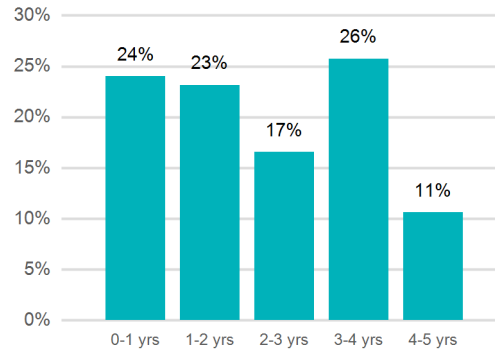
**PROJECTED MONTHLY INCOME SCHEDULE**



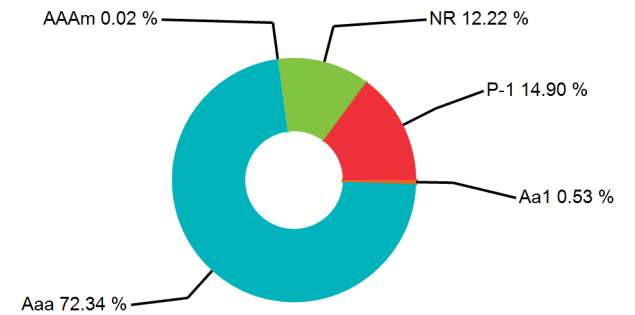
**SECTOR ALLOCATION**



**MATURITY DISTRIBUTION**



**CREDIT QUALITY**



Cleveland Public Library Operating Account

**PROJECTED INCOME SCHEDULE**

As of May 31, 2022



CUSIP	SECURITY DESCRIPTION	Jun 2022	Jul 2022	Aug 2022	Sep 2022	Oct 2022	Nov 2022	Dec 2022	Jan 2023	Feb 2023	Mar 2023	Apr 2023	May 2023
02007GKC6	Ally Bank 2.500% 06/06/2022	3,805											
02589ABQ4	American Express National Bank 2.000% 03/09/2027				2,490						2,450		
05465DAK4	Axos Bank 1.650% 03/26/2024	349	338	349	349	338	349	338	349	349	315	349	338
05580ATH7	BMW Bank of North America 1.800% 11/29/2022						2,597						
06251A2E9	Bank Hapoalim B.M. 0.300% 09/14/2023				377						370		
06366HL13	Bank of Montreal 11/01/2022						3,771						
09659CGC6	BNP Paribas 07/12/2022		705										
09659CK72	BNP Paribas 10/07/2022					1,167							
13607FKR6	Canadian Imperial Holdings Inc. 10/25/2022					4,450							
14042RLP4	Capital One, National Association 2.650% 05/22/2024						3,286						3,233
14042TAP2	Capital One Bank (Usa), National Association 2.650% 05/22/2024						3,286						3,233
15118RRH2	Celtic Bank Corporation 1.850% 08/30/2024	391	379	391	391	379	391	379	391	366	379	391	379
20033AZ58	Comenity Capital Bank 2.500% 06/27/2024	529	512	529	529	512	529	512	529	529	478	529	512
20726ACE6	Congressional Bank 0.200% 09/19/2022	42	41	42	168								
22533UHS5	Credit Agricole Corporate and Investment Bank 08/26/2022			2,156									
29278TLF5	EnerBank USA 1.800% 09/13/2023	381	368	381	381	368	381	368	381	381	344	381	368
3130A3VC5	FHLB 2.250% 12/08/2023	11,250						11,250					
3130AB3H7	FHLB 2.375% 03/08/2024				5,938						5,938		
3130AJLH0	FHLB 0.920% 05/19/2026						3,335						3,335
3130AK6G6	FHLB 0.390% 09/23/2024				1,580						1,580		

Cleveland Public Library Operating Account

**PROJECTED INCOME SCHEDULE**

As of May 31, 2022



CUSIP	SECURITY DESCRIPTION	Jun 2022	Jul 2022	Aug 2022	Sep 2022	Oct 2022	Nov 2022	Dec 2022	Jan 2023	Feb 2023	Mar 2023	Apr 2023	May 2023
3130AKVV5	FHLB 0.500% 02/18/2026			2,500						2,500			
3130ALZ23	FHLB 0.800% 04/28/2025					1,100							1,100
3130AMNX6	FHLB 1.020% 06/10/2026	3,494						3,494					
3130ANAV2	FHLB 0.550% 01/28/2025		1,045						1,045				
3130ANVB3	FHLB 0.800% 09/17/2025				1,800							1,800	
3130ANYN4	FHLB 1.000% 09/30/2026				2,500							2,500	
3130ANZ60	FHLB 0.400% 06/27/2025	750			938			938				938	
3130AP3C7	FHLB 1.100% 09/30/2026				3,300							3,300	
3130APFS9	FHLB 1.050% 10/28/2026					3,596						3,596	
3130APW43	FHLB 1.500% 12/02/2026	3,750						3,750					
3133EK6J0	FFCB 1.625% 11/08/2024						4,063						4,063
3133ELH80	FFCB 0.680% 06/10/2025	2,550						2,550					
3133EMBD3	FFCB 0.360% 09/24/2024				1,800							1,800	
3133EMNG3	FFCB 0.230% 01/19/2024		661						661				
3133EMQX3	FFCB 0.590% 02/17/2026			1,475						1,475			
3133EMWV0	FFCB 0.350% 04/22/2024					2,625							2,625
3133EMXS6	FFCB 0.720% 04/28/2025					6,300							6,300
3133EMZW5	FFCB 0.730% 05/19/2025						1,150						1,150
3133ENTK6	FFCB 2.51% 04/01/25					6,275							6,275
3133ENV9	FFCB 2.875% 04/26/2027					4,313							4,313
3134GV7E2	FMCC 0.500% 01/27/2025		1,250						1,250				
3134GW4B9	FMCC 0.500% 10/29/2025					1,250							1,250
3134GWUS3	FMCC 0.400% 09/24/2024				2,000							2,000	
3134GWXC5	FMCC 0.350% 03/29/2024				1,750							1,750	
3134GWZG4	FMCC 0.600% 10/20/2025					1,950							1,950

Cleveland Public Library Operating Account

**PROJECTED INCOME SCHEDULE**

As of May 31, 2022



CUSIP	SECURITY DESCRIPTION	Jun 2022	Jul 2022	Aug 2022	Sep 2022	Oct 2022	Nov 2022	Dec 2022	Jan 2023	Feb 2023	Mar 2023	Apr 2023	May 2023
3134GWZV1	FMCC 0.650% 10/22/2025					1,333						1,333	
3134GXAY0	FMCC 0.300% 11/13/2023						750						750
3134GXFV1	FMCC 0.625% 12/17/2025	1,563						1,563					
3135GA2Z3	FNMA 0.560% 11/17/2025						1,470						1,470
3136G45C3	FNMA 0.540% 10/27/2025					1,350						1,350	
3136G4J95	FNMA 0.550% 08/25/2025			1,375						1,375			
3137EAES4	FMCC 0.250% 06/26/2023	625						625					
3137EAEV7	FMCC 0.250% 08/24/2023			625						625			
3137EAEX3	FMCC 0.375% 09/23/2025				1,688						1,688		
31422XBN1	AGM 0.690% 02/25/2026			1,725						1,725			
32056GDH0	First Internet Bancorp 0.850% 05/13/2024	180	174	180	180	174	180	174	180	180	162	180	174
38149MAZ6	Goldman Sachs Bank USA Holdings LLC 2.700% 06/05/2024	3,312							3,330				
44329ME33	HSBC Bank USA, National Association 1.300% 05/07/2025						1,625						1,599
46640QM99	J.P. Morgan Securities LLC 12/09/2022							10,973					
538036HC1	Live Oak Banking Company 1.800% 12/11/2023	153	148	153	153	148	153	148	153	153	138	153	148
53948BL80	Lloyds Bank Corporate Markets PLC 11/08/2022						5,292						
59013KAS5	Merrick Bank Corporation 2.350% 06/20/2022	860											
61690UGU8	Morgan Stanley Bank, National Association 2.550% 06/06/2022	3,989											
61760AE88	Morgan Stanley Private Bank, National Association 2.700% 06/06/2024	3,312						3,330					
62479MGN7	MUFG Bank, Ltd. 07/22/2022		1,219										

Cleveland Public Library Operating Account

**PROJECTED INCOME SCHEDULE**

As of May 31, 2022



CUSIP	SECURITY DESCRIPTION	Jun 2022	Jul 2022	Aug 2022	Sep 2022	Oct 2022	Nov 2022	Dec 2022	Jan 2023	Feb 2023	Mar 2023	Apr 2023	May 2023
62479MMP5	MUFG Bank, Ltd. 12/23/2022							6,415					
63873KHG5	Natixis 08/16/2022			1,201									
63873KMG9	Natixis 12/16/2022							11,835					
63873KML8	Natixis 12/20/2022							13,324					
654062JR0	Nicolet National Bank 1.150% 03/28/2024	235	243	243	235	243	235	243	243	220	243	235	
6775228B3	Ohio, State of 0.350% 05/01/2023						569						569
70212VAA6	Partners Bank 0.350% 06/30/2023	73	70	73	73	70	73	70	73	68	70	73	70
75472RAD3	Raymond James Bank, National Association 1.950% 08/23/2023			2,388						2,428			
7954502H7	Sallie Mae Bank 2.800% 04/17/2024					1,544							1,536
81768PAF3	ServisFirst Bank 1.600% 02/21/2023	338	327	338	338	327	338	327	338	836			
856285SN2	State Bank of India 1.900% 01/22/2025		2,347						2,347				
87165E2M8	Synchrony Bank 1.250% 04/24/2025					1,554							1,546
87270LDK6	TIAA, FSB 0.200% 02/12/2024			247						251			
88224PLY3	Texas Capital Bank 0.300% 02/07/2023			370						750			
88413QCN6	Third Federal Savings and Loan Association of Cleveland 0.750% 05/21/2024						941						926
8923A1GN5	Toyota Credit de Puerto Rico Corp. 07/22/2022		1,865										
9128283P3	UST 2.250% 12/31/2024	5,625						5,625					
912828Q29	UST 1.500% 03/31/2023				11,475						13,273		
912828Z29	UST 1.500% 01/15/2023		5,625						527				
912828Z78	UST 1.500% 01/31/2027		1,838						1,838				
912828ZH6	UST 0.250% 04/15/2023					1,250						2,422	



Cleveland Public Library Operating Account

**PROJECTED INCOME SCHEDULE**

As of May 31, 2022



CUSIP	SECURITY DESCRIPTION	Jun 2022	Jul 2022	Aug 2022	Sep 2022	Oct 2022	Nov 2022	Dec 2022	Jan 2023	Feb 2023	Mar 2023	Apr 2023	May 2023
912828ZT0	UST 0.250% 05/31/2025						2,188						
91282CAF8	UST 0.125% 08/15/2023		313							313			
91282CAM3	UST 0.250% 09/30/2025			581							581		
91282CAP6	UST 0.125% 10/15/2023				625							625	
91282CAT8	UST 0.250% 10/31/2025				938							938	
91282CAW1	UST 0.250% 11/15/2023						850						850
91282CAZ4	UST 0.375% 11/30/2025						1,406						
91282CBC4	UST 0.375% 12/31/2025	1,406						1,406					
91282CBH3	UST 0.375% 01/31/2026		2,344						2,344				
91282CBQ3	UST 0.500% 02/28/2026			1,875						1,875			
91282CBT7	UST 0.750% 03/31/2026				4,688						4,688		
91282CCJ8	UST 0.875% 06/30/2026	2,188						2,188					
91282CCK5	UST 0.125% 06/30/2023	750						750					
91282CCN9	UST 0.125% 07/31/2023		641						641				
91282CCT6	UST 0.375% 08/15/2024			938						938			
91282CCW9	UST 0.750% 08/31/2026			1,875						1,875			
91282CCZ2	UST 0.875% 09/30/2026				2,188						2,188		
91282CDA6	UST 0.250% 09/30/2023				1,250						1,250		
91282CDB4	UST 0.625% 10/15/2024					1,563						1,563	
91282CEF4	UST 2.500% 03/31/2027				5,688						5,688		
91282CEN7	UST 2.750% 04/30/2027					3,369						3,369	
91282CET4	UST 2.625% 05/31/2027						10,631						
949495AQ8	Wells Fargo National Bank West 1.900% 01/17/2023	402	389	402	402	389	402	389	838				

**PROJECTED INCOME SCHEDULE**

As of May 31, 2022



CUSIP	SECURITY DESCRIPTION	Jun 2022	Jul 2022	Aug 2022	Sep 2022	Oct 2022	Nov 2022	Dec 2022	Jan 2023	Feb 2023	Mar 2023	Apr 2023	May 2023
949763M78	Wells Fargo Bank, National Association 1.950% 10/18/2024	373	361	373	373	361	373	361	373	373	337	373	361
<b>TOTAL</b>		<b>52,673</b>	<b>22,888</b>	<b>22,517</b>	<b>55,599</b>	<b>49,860</b>	<b>50,613</b>	<b>86,653</b>	<b>14,499</b>	<b>19,583</b>	<b>56,245</b>	<b>44,751</b>	<b>23,526</b>

**POSITION STATEMENT**

As of May 31, 2022



CUSIP	Security Description	Trade Date/ Settlement Date	Par Value	Principal Cost/ Purchased Interest	Total Cost	Yield at Cost	Maturity/ Duration	Market Price/ Market Value	Unrealized Gain/ (Loss)	% of Assets	Moody's/ S&P Rating
<b>Cash and Cash Equivalents</b>											
31846V567	First American Funds, Inc.	5/31/2022 5/31/2022	\$10,117.47	\$10,117.47	\$10,117.47	0.62%	0.003 0.003	\$1.00 \$10,117.47	\$0.00	0.01%	AAAm
STAROHIO	STAR Ohio XX688	5/31/2022 5/31/2022	\$13,532,021.21	\$13,532,021.21	\$13,532,021.21	0.89%	0.003 0.003	\$1.00 \$13,532,021.21	\$0.00	18.20%	AAAm
<b>SubTotal</b>			<b>\$13,542,138.68</b>	<b>\$13,542,138.68</b>	<b>\$13,542,138.68</b>	<b>0.89%</b>		<b>\$13,542,138.68</b>	<b>\$0.00</b>	<b>18.21%</b>	
<b>Agency Bond</b>											
3137EAES4	FMCC 0.250% 06/26/2023	8/26/2020 8/28/2020	\$500,000.00	\$499,565.00	\$499,565.00	0.28%	1.071 1.060	\$98.03 \$490,135.00	(\$9,430.00)	0.66%	Aaa AA+
3137EAEV7	FMCC 0.250% 08/24/2023	8/19/2020 8/21/2020	\$500,000.00	\$499,490.00	\$499,490.00	0.28%	1.233 1.220	\$97.72 \$488,575.00	(\$10,915.00)	0.66%	Aaa AA+
3134GXAY0	FMCC 0.300% 11/13/2023	11/12/2020 11/13/2020	\$500,000.00	\$499,625.00	\$499,625.00	0.33%	1.455 1.436	\$96.98 \$484,910.00	(\$14,715.00)	0.65%	Aaa AA+
3130A3VC5	FHLB 2.250% 12/08/2023	3/24/2022 3/25/2022	\$1,000,000.00	\$1,002,370.00 \$6,687.50	\$1,009,057.50	2.11%	1.523 1.473	\$99.74 \$997,430.00	(\$4,940.00)	1.34%	Aaa AA+
3133EMNG3	FFCB 0.230% 01/19/2024	2/18/2021 2/19/2021	\$575,000.00	\$575,316.25	\$575,316.25	0.21%	1.638 1.617	\$96.81 \$556,628.75	(\$18,687.50)	0.75%	Aaa AA+
3130AB3H7	FHLB 2.375% 03/08/2024	4/25/2019 4/29/2019	\$500,000.00	\$499,765.00	\$499,765.00	2.38%	1.773 1.717	\$99.76 \$498,790.00	(\$975.00)	0.67%	Aaa AA+
3134GWXC5	FMCC 0.350% 03/29/2024	10/21/2020 10/23/2020	\$1,000,000.00	\$999,500.00	\$999,500.00	0.36%	1.830 1.795	\$96.34 \$963,380.00	(\$36,120.00)	1.30%	Aaa AA+
3133EMWV0	FFCB 0.350% 04/22/2024	4/26/2021 4/27/2021	\$1,500,000.00	\$1,500,000.00	\$1,500,000.00	0.35%	1.896 1.869	\$96.38 \$1,445,640.00	(\$54,360.00)	1.94%	Aaa AA+
3130AK6G6	FHLB 0.390% 09/23/2024	9/29/2020 9/30/2020	\$810,000.00	\$809,068.50	\$809,068.50	0.42%	2.318 2.259	\$95.24 \$771,403.50	(\$37,665.00)	1.04%	Aaa AA+
3134GWUS3	FMCC 0.400% 09/24/2024	9/17/2020 9/24/2020	\$1,000,000.00	\$999,950.00	\$999,950.00	0.40%	2.321 2.269	\$94.98 \$949,760.00	(\$50,190.00)	1.28%	Aaa AA+
3133EMBD3	FFCB 0.360% 09/24/2024	9/24/2020 9/29/2020	\$1,000,000.00	\$998,750.00	\$998,750.00	0.39%	2.321 2.265	\$94.88 \$948,820.00	(\$49,930.00)	1.28%	Aaa AA+
3133EK6J0	FFCB 1.625% 11/08/2024	11/1/2019 11/8/2019	\$500,000.00	\$499,615.00	\$499,615.00	1.64%	2.444 2.372	\$97.85 \$489,230.00	(\$10,385.00)	0.66%	Aaa AA+
3134GV7E2	FMCC 0.500% 01/27/2025	7/8/2020 7/27/2020	\$500,000.00	\$498,600.00	\$498,600.00	0.56%	2.663 2.579	\$94.40 \$472,010.00	(\$26,590.00)	0.63%	Aaa AA+

Cleveland Public Library Operating Account

**POSITION STATEMENT**

As of May 31, 2022



CUSIP	Security Description	Trade Date/ Settlement Date	Par Value	Principal Cost/ Purchased Interest	Total Cost	Yield at Cost	Maturity/ Duration	Market Price/ Market Value	Unrealized Gain/ (Loss)	% of Assets	Moody's/ S&P Rating
3130ANAV2	FHLB 0.550% 01/28/2025	5/26/2022 5/27/2022	\$380,000.00	\$359,062.00 \$690.86	\$359,752.86	2.70%	2.666 2.607	\$94.42 \$358,799.80	(\$262.20)	0.48%	Aaa AA+
3133ENTK6	FFCB 2.51% 04/01/25	3/25/2022 4/1/2022	\$500,000.00	\$498,975.00	\$498,975.00	2.58%	2.838 2.708	\$99.58 \$497,875.00	(\$1,100.00)	0.67%	Aaa AA+
3130ALZ23	FHLB 0.800% 04/28/2025	4/7/2021 4/28/2021	\$275,000.00	\$275,000.00	\$275,000.00	0.80%	2.912 2.783	\$94.39 \$259,569.75	(\$15,430.25)	0.35%	Aaa AA+
3133EMXS6	FFCB 0.720% 04/28/2025	4/26/2021 4/28/2021	\$1,750,000.00	\$1,748,632.81	\$1,748,632.81	0.74%	2.912 2.779	\$94.58 \$1,655,202.50	(\$93,430.31)	2.23%	Aaa AA+
3133EMZW5	FFCB 0.730% 05/19/2025	5/25/2021 5/28/2021	\$315,000.00	\$315,000.00	\$315,000.00	0.73%	2.970 2.830	\$94.53 \$297,772.65	(\$17,227.35)	0.40%	Aaa AA+
3133ELH80	FFCB 0.680% 06/10/2025	6/24/2020 6/26/2020	\$750,000.00	\$750,000.00	\$750,000.00	0.68%	3.030 2.889	\$94.09 \$705,697.50	(\$44,302.50)	0.95%	Aaa AA+
3130ANZ60	FHLB 0.400% 06/27/2025	10/26/2021 10/27/2021	\$750,000.00	\$742,500.00	\$742,500.00	0.96%	3.077 2.870	\$94.58 \$709,335.00	(\$33,165.00)	0.95%	Aaa AA+
3136G4J95	FNMA 0.550% 08/25/2025	8/19/2020 8/25/2020	\$500,000.00	\$499,375.00	\$499,375.00	0.58%	3.238 3.114	\$93.35 \$466,755.00	(\$32,620.00)	0.63%	Aaa AA+
3130ANVB3	FHLB 0.800% 09/17/2025	9/1/2021 9/17/2021	\$450,000.00	\$450,000.00	\$450,000.00	0.80%	3.301 3.116	\$93.86 \$422,365.50	(\$27,634.50)	0.57%	Aaa AA+
3137EAEX3	FMCC 0.375% 09/23/2025	9/29/2021 9/30/2021	\$900,000.00	\$885,114.00	\$885,114.00	0.80%	3.318 3.249	\$92.59 \$833,301.00	(\$51,813.00)	1.12%	Aaa AA+
3134GWZG4	FMCC 0.600% 10/20/2025	10/6/2020 10/20/2020	\$650,000.00	\$650,000.00	\$650,000.00	0.60%	3.392 3.238	\$92.90 \$603,824.00	(\$46,176.00)	0.81%	Aaa AA+
3134GWZV1	FMCC 0.650% 10/22/2025	10/18/2021 10/20/2021	\$410,000.00	\$404,260.00	\$404,260.00	1.01%	3.397 3.235	\$93.05 \$381,484.50	(\$22,775.50)	0.51%	Aaa AA+
3136G45C3	FNMA 0.540% 10/27/2025	10/21/2020 10/27/2020	\$500,000.00	\$499,500.00	\$499,500.00	0.56%	3.411 3.276	\$92.95 \$464,735.00	(\$34,765.00)	0.62%	Aaa AA+
3134GW4B9	FMCC 0.500% 10/29/2025	10/9/2020 10/29/2020	\$500,000.00	\$499,000.00	\$499,000.00	0.54%	3.416 3.282	\$92.67 \$463,350.00	(\$35,650.00)	0.62%	Aaa AA+
3135GA2Z3	FNMA 0.560% 11/17/2025	11/12/2020 11/17/2020	\$525,000.00	\$523,818.75	\$523,818.75	0.61%	3.468 3.328	\$92.90 \$487,704.00	(\$36,114.75)	0.66%	Aaa AA+
3134GXFV1	FMCC 0.625% 12/17/2025	12/3/2020 12/17/2020	\$500,000.00	\$499,750.00	\$499,750.00	0.64%	3.551 3.368	\$92.55 \$462,770.00	(\$36,980.00)	0.62%	Aaa AA+
3133EMQX3	FFCB 0.590% 02/17/2026	2/18/2021 2/25/2021	\$500,000.00	\$498,045.00	\$498,045.00	0.67%	3.721 3.513	\$92.22 \$461,085.00	(\$36,960.00)	0.62%	Aaa AA+
3130AKVV5	FHLB 0.500% 02/18/2026	1/28/2021 2/18/2021	\$1,000,000.00	\$1,000,000.00	\$1,000,000.00	0.50%	3.723 3.528	\$92.31 \$923,100.00	(\$76,900.00)	1.24%	Aaa AA+

**POSITION STATEMENT**

As of May 31, 2022

CUSIP	Security Description	Trade Date/ Settlement Date	Par Value	Principal Cost/ Purchased Interest	Total Cost	Yield at Cost	Maturity/ Duration	Market Price/ Market Value	Unrealized Gain/ (Loss)	% of Assets	Moody's/ S&P Rating
31422XBN1	AGM 0.690% 02/25/2026	2/18/2021 2/25/2021	\$500,000.00	\$499,850.00	\$499,850.00	0.70%	3.742 3.505	\$93.05 \$465,265.00	(\$34,585.00)	0.63%	
3130AJLH0	FHLB 0.920% 05/19/2026	10/18/2021 10/19/2021	\$725,000.00	\$718,272.00	\$718,272.00	1.13%	3.970 3.614	\$93.55 \$678,237.50	(\$40,034.50)	0.91%	Aaa AA+
3130AMNX6	FHLB 1.020% 06/10/2026	5/26/2021 6/10/2021	\$685,000.00	\$685,000.00	\$685,000.00	1.02%	4.030 3.616	\$93.94 \$643,495.85	(\$41,504.15)	0.87%	Aaa AA+
3130ANYN4	FHLB 1.000% 09/30/2026	9/14/2021 9/30/2021	\$500,000.00	\$500,000.00	\$500,000.00	1.00%	4.337 3.869	\$93.35 \$466,735.00	(\$33,265.00)	0.63%	Aaa AA+
3130AP3C7	FHLB 1.100% 09/30/2026	10/25/2021 10/26/2021	\$600,000.00	\$594,000.00	\$594,000.00	1.24%	4.337 3.841	\$93.79 \$562,728.00	(\$31,272.00)	0.76%	Aaa AA+
3130APFS9	FHLB 1.050% 10/28/2026	10/18/2021 10/28/2021	\$685,000.00	\$679,040.50	\$679,040.50	1.23%	4.414 3.959	\$92.89 \$636,303.35	(\$42,737.15)	0.86%	Aaa AA+
3130APW43	FHLB 1.500% 12/02/2026	12/16/2021 12/20/2021	\$500,000.00	\$499,925.00 \$375.00	\$500,300.00	1.50%	4.510 3.681	\$95.19 \$475,945.00	(\$23,980.00)	0.64%	Aaa AA+
3133ENV9	FFCB 2.875% 04/26/2027	4/22/2022 4/26/2022	\$300,000.00	\$298,452.00	\$298,452.00	2.99%	4.907 4.526	\$100.41 \$301,215.00	\$2,763.00	0.41%	Aaa AA+
<b>SubTotal</b>			<b>\$25,535,000.00</b>	<b>\$25,454,186.81</b> <b>\$7,753.36</b>	<b>\$25,461,940.17</b>	<b>0.87%</b>		<b>\$24,241,363.15</b>	<b>(\$1,212,823.66)</b>	<b>32.60%</b>	
<b>Commercial Paper</b>											
09659CGC6	BNP Paribas 07/12/2022	10/15/2021 10/18/2021	\$500,000.00	\$499,295.42	\$499,295.42	0.19%	0.115 0.117	\$99.86 \$499,285.00	(\$10.42)	0.67%	P-1 A-1
62479MGN7	MUFG Bank, Ltd. 07/22/2022	10/28/2021 10/29/2021	\$750,000.00	\$748,780.83	\$748,780.83	0.22%	0.142 0.144	\$99.82 \$748,665.00	(\$115.83)	1.01%	P-1 A-1
8923A1GN5	Toyota Credit de Puerto Rico Corp. 07/22/2022	10/25/2021 10/26/2021	\$960,000.00	\$958,134.93	\$958,134.93	0.26%	0.142 0.144	\$99.82 \$958,291.20	\$156.27	1.29%	P-1 A-1+
63873KHG5	Natixis 08/16/2022	11/19/2021 11/22/2021	\$540,000.00	\$538,798.50	\$538,798.50	0.30%	0.211 0.212	\$99.68 \$538,288.20	(\$510.30)	0.72%	P-1 A-1
22533UHS5	Credit Agricole Corporate and Investment Bank 08/26/2022	1/28/2022 1/31/2022	\$750,000.00	\$747,843.75	\$747,843.75	0.50%	0.238 0.239	\$99.64 \$747,315.00	(\$528.75)	1.00%	P-1 A-1
09659CK72	BNP Paribas 10/07/2022	1/12/2022 1/12/2022	\$320,000.00	\$318,832.71	\$318,832.71	0.49%	0.353 0.352	\$99.33 \$317,868.80	(\$963.91)	0.43%	P-1 A-1
13607FKR6	Canadian Imperial Holdings Inc. 10/25/2022	1/28/2022 1/31/2022	\$750,000.00	\$745,550.00	\$745,550.00	0.80%	0.403 0.411	\$99.25 \$744,402.00	(\$1,148.00)	1.00%	P-1 A-1

Cleveland Public Library Operating Account

**POSITION STATEMENT**

As of May 31, 2022



CUSIP	Security Description	Trade Date/ Settlement Date	Par Value	Principal Cost/ Purchased Interest	Total Cost	Yield at Cost	Maturity/ Duration	Market Price/ Market Value	Unrealized Gain/ (Loss)	% of Assets	Moody's/ S&P Rating
06366HL13	Bank of Montreal 11/01/2022	2/4/2022 2/8/2022	\$630,000.00	\$626,229.45	\$626,229.45	0.81%	0.422 0.420	\$99.13 \$624,531.60	(\$1,697.85)	0.84%	P-1 A-1
53948BL80	Lloyds Bank Corporate Markets PLC 11/08/2022	2/11/2022 2/11/2022	\$630,000.00	\$624,708.00	\$624,708.00	1.13%	0.441 0.439	\$99.09 \$624,279.60	(\$428.40)	0.84%	P-1 A-1
46640QM99	J.P. Morgan Securities LLC 12/09/2022	3/16/2022 3/18/2022	\$900,000.00	\$889,027.50	\$889,027.50	1.67%	0.526 0.523	\$98.84 \$889,533.00	\$505.50	1.20%	P-1 A-1
63873KMG9	Natixis 12/16/2022	3/23/2022 3/28/2022	\$900,000.00	\$888,165.00	\$888,165.00	1.82%	0.545 0.541	\$98.80 \$889,155.00	\$990.00	1.20%	P-1 A-1
63873KML8	Natixis 12/20/2022	3/25/2022 3/30/2022	\$1,000,000.00	\$986,676.39	\$986,676.39	1.83%	0.556 0.552	\$98.77 \$987,710.00	\$1,033.61	1.33%	P-1 A-1
62479MMP5	MUFG Bank, Ltd. 12/23/2022	3/30/2022 3/31/2022	\$500,000.00	\$493,584.58	\$493,584.58	1.75%	0.564 0.560	\$98.75 \$493,765.00	\$180.42	0.66%	P-1 A-1
<b>SubTotal</b>			<b>\$9,130,000.00</b>	<b>\$9,065,627.06</b>	<b>\$9,065,627.06</b>	<b>0.97%</b>		<b>\$9,063,089.40</b>	<b>(\$2,537.66)</b>	<b>12.19%</b>	
<b>Municipal Bond</b>											
6775228B3	Ohio, State of 0.350% 05/01/2023	3/8/2021 3/17/2021	\$325,000.00	\$325,000.00	\$325,000.00	0.35%	0.918 0.909	\$98.30 \$319,471.75	(\$5,528.25)	0.43%	Aa1 AA+
<b>SubTotal</b>			<b>\$325,000.00</b>	<b>\$325,000.00</b>	<b>\$325,000.00</b>	<b>0.35%</b>		<b>\$319,471.75</b>	<b>(\$5,528.25)</b>	<b>0.43%</b>	
<b>Negotiable Certificate of Deposit</b>											
02007GKC6	Ally Bank 2.500% 06/06/2022	6/3/2019 6/6/2019	\$246,000.00	\$245,262.00	\$245,262.00	2.61%	0.016 0.019	\$100.04 \$246,095.94	\$833.94	0.33%	
61690UGU8	Morgan Stanley Bank, National Association 2.550% 06/06/2022	6/3/2019 6/6/2019	\$246,000.00	\$245,139.00	\$245,139.00	2.67%	0.016 0.019	\$100.04 \$246,098.40	\$959.40	0.33%	
59013KAS5	Merrick Bank Corporation 2.350% 06/20/2022	6/11/2019 6/20/2019	\$210,000.00	\$209,559.00	\$209,559.00	2.42%	0.055 0.057	\$100.08 \$210,174.30	\$615.30	0.28%	
20726ACE6	Congressional Bank 0.200% 09/19/2022	9/11/2020 9/18/2020	\$249,000.00	\$248,875.50	\$248,875.50	0.22%	0.304 0.305	\$99.70 \$248,243.04	(\$632.46)	0.33%	
05580ATH7	BMW Bank of North America 1.800% 11/29/2022	12/17/2019 12/19/2019	\$247,000.00	\$246,644.32	\$246,644.32	1.85%	0.499 0.498	\$100.22 \$247,531.05	\$886.73	0.33%	

Cleveland Public Library Operating Account

**POSITION STATEMENT**

As of May 31, 2022



CUSIP	Security Description	Trade Date/ Settlement Date	Par Value	Principal Cost/ Purchased Interest	Total Cost	Yield at Cost	Maturity/ Duration	Market Price/ Market Value	Unrealized Gain/ (Loss)	% of Assets	Moody's/ S&P Rating
949495AQ8	Wells Fargo National Bank West 1.900% 01/17/2023	1/8/2020 1/17/2020	\$249,000.00	\$248,564.25	\$248,564.25	1.96%	0.633 0.626	\$100.22 \$249,557.76	\$993.51	0.34%	
88224PLY3	Texas Capital Bank 0.300% 02/07/2023	8/7/2020 8/11/2020	\$249,000.00	\$248,626.50	\$248,626.50	0.36%	0.690 0.686	\$99.08 \$246,714.18	(\$1,912.32)	0.33%	
81768PAF3	ServisFirst Bank 1.600% 02/21/2023	2/12/2020 2/21/2020	\$249,000.00	\$248,502.00	\$248,502.00	1.67%	0.729 0.721	\$99.95 \$248,863.05	\$361.05	0.33%	
70212VAA6	Partners Bank 0.350% 06/30/2023	6/24/2020 6/30/2020	\$245,000.00	\$244,448.75	\$244,448.75	0.43%	1.082 1.070	\$98.01 \$240,134.30	(\$4,314.45)	0.32%	
75472RAD3	Raymond James Bank, National Association 1.950% 08/23/2023	8/14/2019 8/26/2019	\$247,000.00	\$246,506.00	\$246,506.00	2.00%	1.230 1.203	\$99.57 \$245,942.84	(\$563.16)	0.33%	
29278TLF5	EnerBank USA 1.800% 09/13/2023	9/5/2019 9/16/2019	\$249,000.00	\$248,751.00	\$248,751.00	1.83%	1.288 1.259	\$99.31 \$247,279.41	(\$1,471.59)	0.33%	
06251A2E9	Bank Hapoalim B.M. 0.300% 09/14/2023	9/4/2020 9/14/2020	\$249,000.00	\$248,502.00	\$248,502.00	0.37%	1.290 1.274	\$97.39 \$242,493.63	(\$6,008.37)	0.33%	
538036HC1	Live Oak Banking Company 1.800% 12/11/2023	12/6/2019 12/11/2019	\$100,000.00	\$99,700.00	\$99,700.00	1.88%	1.532 1.491	\$98.92 \$98,915.00	(\$785.00)	0.13%	
87270LDK6	TIAA, FSB 0.200% 02/12/2024	2/18/2021 2/22/2021	\$249,000.00	\$248,253.00	\$248,253.00	0.30%	1.704 1.679	\$95.93 \$238,870.68	(\$9,382.32)	0.32%	
05465DAK4	Axos Bank 1.650% 03/26/2024	2/27/2020 3/26/2020	\$249,000.00	\$248,564.25	\$248,564.25	1.70%	1.822 1.771	\$98.08 \$244,209.24	(\$4,355.01)	0.33%	
654062JR0	Nicolet National Bank 1.150% 03/28/2024	3/25/2020 3/31/2020	\$249,000.00	\$245,265.00	\$245,265.00	1.54%	1.827 1.783	\$97.17 \$241,955.79	(\$3,309.21)	0.33%	
7954502H7	Sallie Mae Bank 2.800% 04/17/2024	4/9/2019 4/17/2019	\$110,000.00	\$109,505.00	\$109,505.00	2.90%	1.882 1.816	\$100.05 \$110,057.20	\$552.20	0.15%	
32056GDH0	First Internet Bancorp 0.850% 05/13/2024	5/6/2020 5/11/2020	\$249,000.00	\$248,751.00	\$248,751.00	0.88%	1.953 1.910	\$96.24 \$239,627.64	(\$9,123.36)	0.32%	
88413QCN6	Third Federal Savings and Loan Association of Cleveland 0.750% 05/21/2024	5/6/2020 5/22/2020	\$249,000.00	\$248,751.00	\$248,751.00	0.78%	1.975 1.936	\$95.98 \$238,987.71	(\$9,763.29)	0.32%	

Cleveland Public Library Operating Account

**POSITION STATEMENT**

As of May 31, 2022



CUSIP	Security Description	Trade Date/ Settlement Date	Par Value	Principal Cost/ Purchased Interest	Total Cost	Yield at Cost	Maturity/ Duration	Market Price/ Market Value	Unrealized Gain/ (Loss)	% of Assets	Moody's/ S&P Rating
14042TAP2	Capital One Bank (Usa), National Association 2.650% 05/22/2024	5/15/2019 5/30/2019	\$246,000.00	\$244,524.00	\$244,524.00	2.78%	1.978 1.912	\$99.63 \$245,097.18	\$573.18	0.33%	
14042RLP4	Capital One, National Association 2.650% 05/22/2024	5/15/2019 5/30/2019	\$246,000.00	\$244,524.00	\$244,524.00	2.78%	1.978 1.912	\$99.63 \$245,097.18	\$573.18	0.33%	
38149MAZ6	Goldman Sachs Bank USA Holdings LLC 2.700% 06/05/2024	6/3/2019 6/5/2019	\$246,000.00	\$245,200.50	\$245,200.50	2.77%	2.016 1.923	\$99.70 \$245,252.16	\$51.66	0.33%	
61760AE88	Morgan Stanley Private Bank, National Association 2.700% 06/06/2024	6/3/2019 6/6/2019	\$246,000.00	\$245,139.00	\$245,139.00	2.78%	2.019 1.926	\$99.70 \$245,249.70	\$110.70	0.33%	
20033AZ58	Comenity Capital Bank 2.500% 06/27/2024	6/25/2019 6/27/2019	\$249,000.00	\$249,000.00	\$249,000.00	2.50%	2.077 1.996	\$99.26 \$247,144.95	(\$1,855.05)	0.33%	
15118RRH2	Celtic Bank Corporation 1.850% 08/30/2024	8/16/2019 8/30/2019	\$249,000.00	\$248,285.37	\$248,285.37	1.91%	2.252 2.174	\$97.69 \$243,255.57	(\$5,029.80)	0.33%	
949763M78	Wells Fargo Bank, National Association 1.950% 10/18/2024	10/25/2019 10/29/2019	\$225,000.00	\$224,437.50	\$224,437.50	2.00%	2.386 2.296	\$97.73 \$219,885.75	(\$4,551.75)	0.30%	
856285SN2	State Bank of India 1.900% 01/22/2025	1/8/2020 1/22/2020	\$247,000.00	\$244,777.00	\$244,777.00	2.09%	2.649 2.538	\$97.24 \$240,170.45	(\$4,606.55)	0.32%	
87165E2M8	Synchrony Bank 1.250% 04/24/2025	4/20/2020 4/24/2020	\$248,000.00	\$246,326.00	\$246,326.00	1.39%	2.901 2.808	\$95.03 \$235,666.96	(\$10,659.04)	0.32%	
44329ME33	HSBC Bank USA, National Association 1.300% 05/07/2025	4/24/2020 5/7/2020	\$248,000.00	\$247,132.00	\$247,132.00	1.37%	2.937 2.761	\$95.09 \$235,813.28	(\$11,318.72)	0.32%	
02589ABQ4	American Express National Bank 2.000% 03/09/2027	3/2/2022 3/9/2022	\$247,000.00	\$245,765.00	\$245,765.00	2.11%	4.775 4.470	\$94.85 \$234,284.44	(\$11,480.56)	0.32%	
<b>SubTotal</b>			<b>\$7,087,000.00</b>	<b>\$7,063,279.94</b>	<b>\$7,063,279.94</b>	<b>1.74%</b>		<b>\$6,968,668.78</b>	<b>(\$94,611.16)</b>	<b>9.37%</b>	
<b>U.S. Treasury Bond</b>											
912828Z29	UST 1.500% 01/15/2023	1/31/2022 2/1/2022	\$750,000.00	\$755,097.66 \$528.31	\$755,625.97	0.78%	0.627 0.623	\$99.86 \$748,916.25	(\$6,181.41)	1.01%	Aaa AA+



**POSITION STATEMENT**

As of May 31, 2022



CUSIP	Security Description	Trade Date/ Settlement Date	Par Value	Principal Cost/ Purchased Interest	Total Cost	Yield at Cost	Maturity/ Duration	Market Price/ Market Value	Unrealized Gain/ (Loss)	% of Assets	Moody's/ S&P Rating
91282CDB4	UST 0.625% 10/15/2024	10/28/2021 10/29/2021	\$500,000.00	\$497,910.16	\$497,910.16	0.77%	2.378 2.331	\$95.55 \$477,755.00	(\$20,155.16)	0.64%	Aaa AA+
9128283P3	UST 2.250% 12/31/2024	3/24/2022 3/25/2022	\$500,000.00	\$498,730.47 \$2,610.50	\$501,340.97	2.34%	2.589 2.472	\$99.13 \$495,645.00	(\$3,085.47)	0.67%	Aaa AA+
91282CEN7	UST 2.750% 04/30/2027	4/28/2022 5/2/2022	\$245,000.00	\$243,325.20 \$36.62	\$243,361.82	2.90%	4.918 4.624	\$99.66 \$244,176.95	\$851.75	0.33%	Aaa AA+
<b>SubTotal</b>			<b>\$1,995,000.00</b>	<b>\$1,995,063.49</b> <b>\$3,175.43</b>	<b>\$1,998,238.92</b>	<b>1.44%</b>		<b>\$1,966,493.20</b>	<b>(\$28,570.29)</b>	<b>2.64%</b>	

**U.S. Treasury Note**

912828Q29	UST 1.500% 03/31/2023	3/24/2022 3/25/2022	\$1,000,000.00	\$999,257.81	\$999,257.81	1.57%	0.833 0.823	\$99.68 \$996,770.00	(\$2,487.81)	1.34%	Aaa AA+
912828Q29	UST 1.500% 03/31/2023	3/30/2022 3/31/2022	\$530,000.00	\$528,944.14	\$528,944.14	1.70%	0.833 0.823	\$99.68 \$528,288.10	(\$656.04)	0.71%	Aaa AA+
912828ZH6	UST 0.250% 04/15/2023	10/22/2021 10/25/2021	\$1,000,000.00	\$998,828.13	\$998,828.13	0.33%	0.874 0.867	\$98.52 \$985,180.00	(\$13,648.13)	1.32%	Aaa AA+
91282CCK5	UST 0.125% 06/30/2023	6/25/2021 6/30/2021	\$1,200,000.00	\$1,196,625.00	\$1,196,625.00	0.27%	1.082 1.071	\$97.88 \$1,174,500.00	(\$22,125.00)	1.58%	Aaa AA+
91282CCN9	UST 0.125% 07/31/2023	8/18/2021 8/19/2021	\$1,025,000.00	\$1,023,158.20	\$1,023,158.20	0.22%	1.167 1.155	\$97.71 \$1,001,537.75	(\$21,620.45)	1.35%	Aaa AA+
91282CAF8	UST 0.125% 08/15/2023	7/26/2021 7/27/2021	\$500,000.00	\$499,160.16	\$499,160.16	0.21%	1.208 1.196	\$97.62 \$488,085.00	(\$11,075.16)	0.66%	Aaa AA+
91282CDA6	UST 0.250% 09/30/2023	9/28/2021 9/30/2021	\$1,000,000.00	\$998,906.25	\$998,906.25	0.30%	1.334 1.319	\$97.48 \$974,840.00	(\$24,066.25)	1.31%	Aaa AA+
91282CAP6	UST 0.125% 10/15/2023	10/21/2021 10/22/2021	\$1,000,000.00	\$993,359.37	\$993,359.37	0.46%	1.375 1.360	\$97.18 \$971,800.00	(\$21,559.37)	1.31%	Aaa AA+
91282CAW1	UST 0.250% 11/15/2023	10/29/2021 10/29/2021	\$680,000.00	\$676,095.31	\$676,095.31	0.53%	1.460 1.443	\$97.18 \$660,796.80	(\$15,298.51)	0.89%	Aaa AA+
91282CCT6	UST 0.375% 08/15/2024	8/26/2021 8/27/2021	\$500,000.00	\$498,769.53	\$498,769.53	0.46%	2.211 2.174	\$95.44 \$477,205.00	(\$21,564.53)	0.64%	Aaa AA+
912828ZT0	UST 0.250% 05/31/2025	4/26/2021 4/27/2021	\$1,750,000.00	\$1,723,544.92	\$1,723,544.92	0.62%	3.003 2.947	\$93.06 \$1,628,602.50	(\$94,942.42)	2.19%	Aaa AA+
91282CAM3	UST 0.250% 09/30/2025	10/14/2021 10/15/2021	\$465,000.00	\$453,938.09	\$453,938.09	0.86%	3.337 3.275	\$92.24 \$428,906.70	(\$25,031.39)	0.58%	Aaa AA+
91282CAT8	UST 0.250% 10/31/2025	10/27/2021 10/28/2021	\$750,000.00	\$728,056.64	\$728,056.64	1.00%	3.422 3.358	\$92.04 \$690,322.50	(\$37,734.14)	0.93%	Aaa AA+

Cleveland Public Library Operating Account

**POSITION STATEMENT**

As of May 31, 2022



CUSIP	Security Description	Trade Date/ Settlement Date	Par Value	Principal Cost/ Purchased Interest	Total Cost	Yield at Cost	Maturity/ Duration	Market Price/ Market Value	Unrealized Gain/ (Loss)	% of Assets	Moody's/ S&P Rating
91282CAZ4	UST 0.375% 11/30/2025	10/28/2021 10/29/2021	\$750,000.00	\$729,462.89	\$729,462.89	1.06%	3.504 3.426	\$92.22 \$691,672.50	(\$37,790.39)	0.93%	Aaa AA+
91282CBC4	UST 0.375% 12/31/2025	10/28/2021 10/29/2021	\$750,000.00	\$728,613.28	\$728,613.28	1.08%	3.589 3.509	\$92.05 \$690,382.50	(\$38,230.78)	0.93%	Aaa AA+
91282CBH3	UST 0.375% 01/31/2026	4/26/2021 4/27/2021	\$1,250,000.00	\$1,225,048.83	\$1,225,048.83	0.80%	3.674 3.592	\$91.85 \$1,148,150.00	(\$76,898.83)	1.54%	Aaa AA+
91282CBQ3	UST 0.500% 02/28/2026	10/28/2021 10/29/2021	\$750,000.00	\$730,751.95	\$730,751.95	1.11%	3.751 3.659	\$92.09 \$690,705.00	(\$40,046.95)	0.93%	Aaa AA+
91282CBT7	UST 0.750% 03/31/2026	4/26/2021 4/27/2021	\$1,250,000.00	\$1,245,654.30	\$1,245,654.30	0.82%	3.836 3.724	\$92.83 \$1,160,350.00	(\$85,304.30)	1.56%	Aaa AA+
91282CCJ8	UST 0.875% 06/30/2026	10/22/2021 10/25/2021	\$500,000.00	\$493,027.34	\$493,027.34	1.18%	4.085 3.942	\$92.86 \$464,280.00	(\$28,747.34)	0.62%	Aaa AA+
91282CCW9	UST 0.750% 08/31/2026	8/26/2021 8/31/2021	\$500,000.00	\$497,734.38	\$497,734.38	0.84%	4.255 4.120	\$92.05 \$460,235.00	(\$37,499.38)	0.62%	Aaa AA+
91282CCZ2	UST 0.875% 09/30/2026	9/29/2021 9/30/2021	\$500,000.00	\$496,699.22	\$496,699.22	1.01%	4.337 4.190	\$92.41 \$462,070.00	(\$34,629.22)	0.62%	Aaa AA+
91282Z78	UST 1.500% 01/31/2027	5/9/2022 5/10/2022	\$245,000.00	\$229,017.58 \$1,005.04	\$230,022.62	2.99%	4.674 4.433	\$94.61 \$231,792.05	\$2,774.47	0.31%	Aaa AA+
91282CEF4	UST 2.500% 03/31/2027	5/31/2022 5/31/2022	\$455,000.00	\$447,979.49 \$1,895.83	\$449,875.32	2.84%	4.836 4.493	\$98.98 \$450,377.20	\$2,397.71	0.61%	Aaa AA+
91282CET4	UST 2.625% 05/31/2027	5/27/2022 5/31/2022	\$810,000.00	\$807,247.27	\$807,247.27	2.70%	5.003 4.717	\$99.59 \$806,646.60	(\$600.67)	1.08%	Aaa AA+
<b>SubTotal</b>			<b>\$19,160,000.00</b>	<b>\$18,949,880.08</b> <b>\$2,900.87</b>	<b>\$18,952,780.95</b>	<b>0.90%</b>		<b>\$18,263,495.20</b>	<b>(\$686,384.88)</b>	<b>24.56%</b>	
<b>Grand Total</b>			<b>\$76,774,138.68</b>	<b>\$76,395,176.06</b> <b>\$13,829.66</b>	<b>\$76,409,005.72</b>	<b>0.99%</b>		<b>\$74,364,720.16</b>	<b>(\$2,030,455.90)</b>	<b>100.00%</b>	

**TRANSACTION STATEMENT**

As of May 31, 2022



Transaction Type	Trade Date	Settlement Date	CUSIP	Security Description	Par Value	Principal Amount	Purchased Interest	Total Cost	Yield at Cost
<b>Purchase</b>									
Purchase	4/28/2022	5/2/2022	91282CEN7	UST 2.750% 04/30/2027	245,000.00	243,325.20	36.62	243,361.82	2.90%
Purchase	5/9/2022	5/10/2022	912828Z78	UST 1.500% 01/31/2027	245,000.00	229,017.58	1,005.04	230,022.62	2.99%
Purchase	5/26/2022	5/27/2022	3130ANAV2	FHLB 0.550% 01/28/2025	380,000.00	359,062.00	690.86	359,752.86	2.70%
Purchase	5/31/2022	5/31/2022	91282CEF4	UST 2.500% 03/31/2027	455,000.00	447,979.49	1,895.83	449,875.32	2.84%
Purchase	5/27/2022	5/31/2022	91282CET4	UST 2.625% 05/31/2027	810,000.00	807,247.27		807,247.27	2.70%
<b>Total</b>					<b>2,135,000.00</b>	<b>2,086,631.54</b>	<b>3,628.35</b>	<b>2,090,259.89</b>	

Transaction Type	Trade Date	Settlement Date	CUSIP	Security Description	Par Value	Principal Cost	Total Proceeds	Realized Gain/Loss
<b>Maturity</b>								
Maturity	5/9/2022	5/9/2022	72345SKS9	Pinnacle Bank 0.900% 05/09/2022	248,000.00	247,752.00	248,000.00	248.00
Maturity	5/23/2022	5/23/2022	62479MEP4	MUFG Bank, Ltd. 05/23/2022	750,000.00	749,180.63	750,000.00	819.37
<b>Total</b>					<b>998,000.00</b>	<b>996,932.63</b>	<b>998,000.00</b>	<b>1,067.37</b>

<b>Sell</b>								
Sell	5/31/2022	5/31/2022	313380GJ0	FHLB 2.000% 09/09/2022	800,000.00	794,032.00	801,640.00	7,608.00
<b>Total</b>					<b>800,000.00</b>	<b>794,032.00</b>	<b>801,640.00</b>	<b>7,608.00</b>

Transaction Type	Payment Date	Settlement Date	CUSIP	Security Description	Interest Received
<b>Interest/Dividends</b>					
Interest/Dividends	5/2/2022	5/2/2022	654062JR0	Nicolet National Bank 1.150% 03/28/2024	235.36

**TRANSACTION STATEMENT**

As of May 31, 2022

Transaction Type	Payment Date	Settlement Date	CUSIP	Security Description	Interest Received
Interest/Dividends	5/2/2022	5/2/2022	15118RRH2	Celtic Bank Corporation 1.850% 08/30/2024	391.24
Interest/Dividends	5/2/2022	5/2/2022	91282CAT8	UST 0.250% 10/31/2025	937.50
Interest/Dividends	5/2/2022	5/2/2022	70212VAA6	Partners Bank 0.350% 06/30/2023	72.83
Interest/Dividends	5/2/2022	5/2/2022	538036HC1	Live Oak Banking Company 1.800% 12/11/2023	147.95
Interest/Dividends	5/2/2022	5/2/2022	6775228B3	Ohio, State of 0.350% 05/01/2023	568.75
Interest/Dividends	5/2/2022	5/2/2022	31846V567	First American Funds, Inc.	20.33
Interest/Dividends	5/9/2022	5/9/2022	72345SKS9	Pinnacle Bank 0.900% 05/09/2022	1,119.06
Interest/Dividends	5/9/2022	5/9/2022	44329ME33	HSBC Bank USA, National Association 1.300% 05/07/2025	1,598.75
Interest/Dividends	5/9/2022	5/9/2022	3133EK6J0	FFCB 1.625% 11/08/2024	4,062.50
Interest/Dividends	5/11/2022	5/11/2022	32056GDH0	First Internet Bancorp 0.850% 05/13/2024	173.96
Interest/Dividends	5/13/2022	5/13/2022	29278TLF5	EnerBank USA 1.800% 09/13/2023	368.38
Interest/Dividends	5/13/2022	5/13/2022	3134GXAY0	FMCC 0.300% 11/13/2023	750.00
Interest/Dividends	5/16/2022	5/16/2022	91282CAW1	UST 0.250% 11/15/2023	850.00
Interest/Dividends	5/17/2022	5/17/2022	949495AQ8	Wells Fargo National Bank West 1.900% 01/17/2023	388.85
Interest/Dividends	5/17/2022	5/17/2022	3135GA2Z3	FNMA 0.560% 11/17/2025	1,470.00
Interest/Dividends	5/18/2022	5/18/2022	949763M78	Wells Fargo Bank, National Association 1.950% 10/18/2024	360.62
Interest/Dividends	5/18/2022	5/18/2022	20726ACE6	Congressional Bank 0.200% 09/19/2022	40.93
Interest/Dividends	5/19/2022	5/19/2022	3133EMZW5	FFCB 0.730% 05/19/2025	1,149.75
Interest/Dividends	5/19/2022	5/19/2022	3130AJLH0	FHLB 0.920% 05/19/2026	3,335.00

**TRANSACTION STATEMENT**

As of May 31, 2022



Transaction Type	Payment Date	Settlement Date	CUSIP	Security Description	Interest Received
Interest/Dividends	5/20/2022	5/20/2022	59013KAS5	Merrick Bank Corporation 2.350% 06/20/2022	405.62
Interest/Dividends	5/23/2022	5/23/2022	81768PAF3	ServisFirst Bank 1.600% 02/21/2023	327.45
Interest/Dividends	5/23/2022	5/23/2022	88413QCN6	Third Federal Savings and Loan Association of Cleveland 0.750% 05/21/2024	926.08
Interest/Dividends	5/23/2022	5/23/2022	14042TAP2	Capital One Bank (Usa), National Association 2.650% 05/22/2024	3,232.71
Interest/Dividends	5/23/2022	5/23/2022	14042RLP4	Capital One, National Association 2.650% 05/22/2024	3,232.71
Interest/Dividends	5/26/2022	5/26/2022	05465DAK4	Axos Bank 1.650% 03/26/2024	337.68
Interest/Dividends	5/27/2022	5/27/2022	20033AZ58	Comenity Capital Bank 2.500% 06/27/2024	511.64
Interest/Dividends	5/31/2022	5/31/2022	05580ATH7	BMW Bank of North America 1.800% 11/29/2022	2,204.73
Interest/Dividends	5/31/2022	5/31/2022	15118RRH2	Celtic Bank Corporation 1.850% 08/30/2024	378.62
Interest/Dividends	5/31/2022	5/31/2022	70212VAA6	Partners Bank 0.350% 06/30/2023	70.48
Interest/Dividends	5/31/2022	5/31/2022	654062JR0	Nicolet National Bank 1.150% 03/28/2024	243.20
Interest/Dividends	5/31/2022	5/31/2022	912828ZT0	UST 0.250% 05/31/2025	2,187.50
Interest/Dividends	5/31/2022	5/31/2022	91282CAZ4	UST 0.375% 11/30/2025	1,406.25
Interest/Dividends	5/31/2022	5/31/2022	313380GJ0	Federal Home Loan Bank of Atlanta 2.00% 09/09/2022	3,644.44
<b>Total</b>					<b>37,150.87</b>

**TRANSACTION STATEMENT**

As of May 31, 2022



Transaction Type	Trade Date	Settlement Date	Transaction Description	Amount
<b>Custodian Fee</b>				
Custodian Fee	5/25/2022	5/25/2022	Cash Out	(503.96)
<b>Total</b>				<b>(503.96)</b>

**STATEMENT DISCLOSURE**

As of May 31, 2022



Meeder provides monthly statements for its investment management clients to provide information about the investment portfolio. The information should not be used for audit or confirmation purposes. Please review your custodial statements and report any inaccuracies or discrepancies.

Certain information and data has been supplied by unaffiliated third parties. Although Meeder believes the information is reliable, it cannot warrant the accuracy of information offered by third parties. Market value may reflect prices received from pricing vendors when current market quotations are not available. Prices may not reflect firm bids or offers and may differ from the value at which the security can be sold.

Statements may include positions from unmanaged accounts provided for reporting purposes. Unmanaged accounts are managed directly by the client and are not included in the accounts managed by the investment adviser. This information is provided as a client convenience and the investment adviser assumes no responsibility for performance of these accounts or the accuracy of the data reported.

**Investing involves risk. Past performance is no guarantee of future results. Debt and fixed income securities are subject to credit and interest rate risk. The investment return and principal value of an investment will fluctuate so that an investors shares, when redeemed, may be worth more or less than their original cost. Current performance may be lower or higher than the performance data quoted.**

Meeder Investment Management is the global brand for the Meeder group of affiliated companies. Investment advisory services are provided through Meeder Public Funds, Inc. Please contact us if you would like to receive a copy of our current ADV disclosure brochure or privacy policy.



## **Cleveland Public Library 2019A Tax-Exempt Bond Proceeds**

Monthly Investment Report  
May 31, 2022

**Your Investment Representative:**

Jim McCourt  
(614) 923-1151  
[jmccourt@meederinvestment.com](mailto:jmccourt@meederinvestment.com)

For questions about your account please contact your investment representative or contact [publicfundsoperations@meederinvestment.com](mailto:publicfundsoperations@meederinvestment.com)  
**Dublin, Ohio | Lansing, Michigan | Long Beach, California | Austin, Texas | 866-633-3371 | [www.meederpublicfunds.com](http://www.meederpublicfunds.com)**



**PORTFOLIO SUMMARY**

As of May 31, 2022

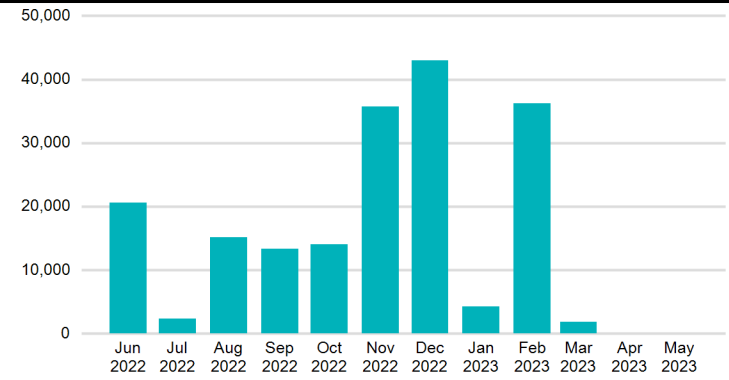
**MONTHLY RECONCILIATION**

<b>Beginning Book Value</b>	<b>35,492,564.51</b>
Contributions	
Withdrawals	(3,400,000.00)
Prior Month Custodian Fees	(294.63)
Realized Gains/Losses	6,307.41
Gross Interest Earnings	6,171.59
<b>Ending Book Value</b>	<b>32,104,748.88</b>

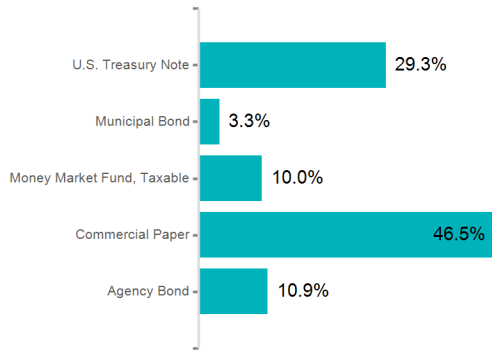
**PORTFOLIO CHARACTERISTICS**

Portfolio Yield to Maturity	0.99%
Portfolio Effective Duration	0.43 yrs
Weighted Average Maturity	0.43 yrs

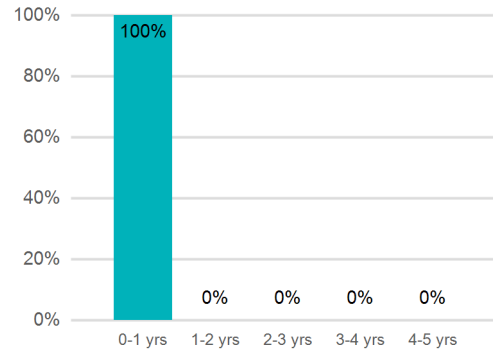
**PROJECTED MONTHLY INCOME SCHEDULE**



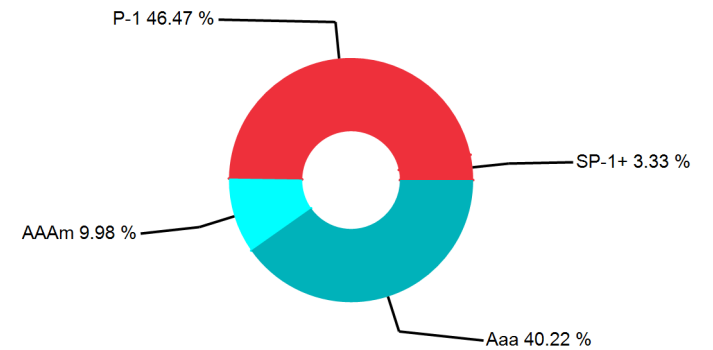
**SECTOR ALLOCATION**



**MATURITY DISTRIBUTION**



**CREDIT QUALITY**



Cleveland Public Library 2019A Tax-Exempt Bond Proceeds

**PROJECTED INCOME SCHEDULE**

As of May 31, 2022



CUSIP	SECURITY DESCRIPTION	Jun 2022	Jul 2022	Aug 2022	Sep 2022	Oct 2022	Nov 2022	Dec 2022	Jan 2023	Feb 2023	Mar 2023	Apr 2023	May 2023
2254EBMG3	Credit Suisse AG 12/16/2022							39,227					
2906416L8	Elyria, City of 0.750% 06/29/2022	717											
3130AKJD9	FHLB 0.140% 12/29/2022	1,400						3,800					
3133EKZY5	FFCB 1.550% 06/01/2022	18,495											
53948BPA1	Lloyds Bank Corporate Markets PLC 02/10/2023									36,206			
62479MHN6	MUFG Bank, Ltd. 08/22/2022			15,187									
63873KLM7	Natixis 11/21/2022						34,485						
8923A1JG7	Toyota Credit de Puerto Rico Corp. 09/16/2022				12,075								
91282CAR2	UST 0.125% 10/31/2022					14,082							
91282CBG5	UST 0.125% 01/31/2023		1,250						4,297				
91282CBU4	UST 0.125% 03/31/2023				1,250							1,875	
91282CCD1	UST 0.125% 05/31/2023						1,250						
987643JY7	Youngstown, City of 1.000% 07/07/2022		1,074										
<b>TOTAL</b>		<b>20,612</b>	<b>2,324</b>	<b>15,187</b>	<b>13,325</b>	<b>14,082</b>	<b>35,735</b>	<b>43,027</b>	<b>4,297</b>	<b>36,206</b>		<b>1,875</b>	

Cleveland Public Library 2019A Tax-Exempt Bond Proceeds

**POSITION STATEMENT**

As of May 31, 2022



CUSIP	Security Description	Trade Date/ Settlement Date	Par Value	Principal Cost/ Purchased Interest	Total Cost	Yield at Cost	Maturity/ Duration	Market Price/ Market Value	Unrealized Gain/ (Loss)	% of Assets	Moody's/ S&P Rating
<b>Cash and Cash Equivalents</b>											
31846V567	First American Funds, Inc.	5/31/2022 5/31/2022	\$3,195,265.84	\$3,195,265.84	\$3,195,265.84	0.62%	0.003 0.003	\$1.00 \$3,195,265.84	\$0.00	8.63%	AAAm
STAROHIO	STAR Ohio XX703	5/31/2022 5/31/2022	\$5,014,759.89	\$5,014,759.89	\$5,014,759.89	0.89%	0.003 0.003	\$1.00 \$5,014,759.89	\$0.00	13.55%	AAAm
<b>SubTotal</b>			<b>\$8,210,025.73</b>	<b>\$8,210,025.73</b>	<b>\$8,210,025.73</b>	<b>0.78%</b>		<b>\$8,210,025.73</b>	<b>\$0.00</b>	<b>22.18%</b>	
<b>Agency Bond</b>											
3133EKZY5	FFCB 1.550% 06/01/2022	9/19/2019 9/20/2019	\$1,500,000.00	\$1,493,130.00	\$1,493,130.00	1.72%	0.003 0.005	\$100.00 \$1,499,955.00	\$6,825.00	4.05%	Aaa AA+
3130AKJD9	FHLB 0.140% 12/29/2022	12/9/2020 12/29/2020	\$2,000,000.00	\$1,997,600.00	\$1,997,600.00	0.20%	0.581 0.578	\$99.12 \$1,982,480.00	(\$15,120.00)	5.36%	Aaa AA+
<b>SubTotal</b>			<b>\$3,500,000.00</b>	<b>\$3,490,730.00</b>	<b>\$3,490,730.00</b>	<b>0.86%</b>		<b>\$3,482,435.00</b>	<b>(\$8,295.00)</b>	<b>9.41%</b>	
<b>Commercial Paper</b>											
62479MHN6	MUFG Bank, Ltd. 08/22/2022	4/20/2022 4/21/2022	\$3,500,000.00	\$3,484,812.92	\$3,484,812.92	1.28%	0.227 0.228	\$99.66 \$3,488,065.00	\$3,252.08	9.42%	P-1 A-1
8923A1JG7	Toyota Credit de Puerto Rico Corp. 09/16/2022	12/17/2021 12/20/2021	\$3,500,000.00	\$3,487,925.00	\$3,487,925.00	0.46%	0.296 0.296	\$99.50 \$3,482,360.00	(\$5,565.00)	9.41%	P-1 A-1+
63873KLM7	Natixis 11/21/2022	4/25/2022 4/26/2022	\$3,000,000.00	\$2,965,515.00	\$2,965,515.00	2.00%	0.477 0.474	\$99.02 \$2,970,570.00	\$5,055.00	8.02%	P-1 A-1
2254EBMG3	Credit Suisse AG 12/16/2022	5/16/2022 5/17/2022	\$3,000,000.00	\$2,960,772.51	\$2,960,772.51	2.24%	0.545 0.541	\$98.80 \$2,963,850.00	\$3,077.49	8.01%	P-1 A-1
53948BPA1	Lloyds Bank Corporate Markets PLC 02/10/2023	5/17/2022 5/20/2022	\$2,000,000.00	\$1,963,794.44	\$1,963,794.44	2.50%	0.699 0.692	\$98.34 \$1,966,700.00	\$2,905.56	5.31%	P-1 A-1
<b>SubTotal</b>			<b>\$15,000,000.00</b>	<b>\$14,862,819.87</b>	<b>\$14,862,819.87</b>	<b>1.58%</b>		<b>\$14,871,545.00</b>	<b>\$8,725.13</b>	<b>40.17%</b>	
<b>Municipal Bond</b>											
2906416L8	Elyria, City of 0.750% 06/29/2022	6/10/2021 6/29/2021	\$340,000.00	\$342,036.60	\$342,036.60	0.15%	0.079 0.082	\$99.94 \$339,796.00	(\$2,240.60)	0.92%	SP-1+
2906416L8	Elyria, City of 0.750% 06/29/2022	6/11/2021 6/29/2021	\$135,000.00	\$135,808.65	\$135,808.65	0.15%	0.079 0.082	\$99.94 \$134,919.00	(\$889.65)	0.36%	SP-1+

**POSITION STATEMENT**

As of May 31, 2022



CUSIP	Security Description	Trade Date/ Settlement Date	Par Value	Principal Cost/ Purchased Interest	Total Cost	Yield at Cost	Maturity/ Duration	Market Price/ Market Value	Unrealized Gain/ (Loss)	% of Assets	Moody's/ S&P Rating
987643UY7	Youngstown, City of 1.000% 07/07/2022	6/25/2021 7/7/2021	\$590,000.00	\$594,826.20	\$594,826.20	0.18%	0.101 0.103	\$99.98 \$589,864.30	(\$4,961.90)	1.59%	SP-1+
<b>SubTotal</b>			<b>\$1,065,000.00</b>	<b>\$1,072,671.45</b>	<b>\$1,072,671.45</b>	<b>0.17%</b>		<b>\$1,064,579.30</b>	<b>(\$8,092.15)</b>	<b>2.88%</b>	
<b>U.S. Treasury Note</b>											
91282CAR2	UST 0.125% 10/31/2022	1/31/2022 2/1/2022	\$3,500,000.00	\$3,488,105.46	\$3,488,105.46	0.58%	0.419 0.418	\$99.44 \$3,480,435.00	(\$7,670.46)	9.40%	Aaa AA+
91282CBG5	UST 0.125% 01/31/2023	6/21/2021 6/22/2021	\$2,000,000.00	\$1,996,953.13	\$1,996,953.13	0.22%	0.671 0.667	\$98.91 \$1,978,280.00	(\$18,673.13)	5.34%	Aaa AA+
91282CBU4	UST 0.125% 03/31/2023	6/3/2021 6/4/2021	\$2,000,000.00	\$1,999,375.00	\$1,999,375.00	0.14%	0.833 0.827	\$98.54 \$1,970,800.00	(\$28,575.00)	5.32%	Aaa AA+
91282CCD1	UST 0.125% 05/31/2023	6/3/2021 6/4/2021	\$2,000,000.00	\$1,998,828.13	\$1,998,828.13	0.15%	1.000 0.991	\$98.09 \$1,961,700.00	(\$37,128.13)	5.30%	Aaa AA+
<b>SubTotal</b>			<b>\$9,500,000.00</b>	<b>\$9,483,261.72</b>	<b>\$9,483,261.72</b>	<b>0.32%</b>		<b>\$9,391,215.00</b>	<b>(\$92,046.72)</b>	<b>25.37%</b>	
<b>Grand Total</b>			<b>\$37,275,025.73</b>	<b>\$37,119,508.77</b>	<b>\$37,119,508.77</b>	<b>0.98%</b>		<b>\$37,019,800.03</b>	<b>(\$99,708.74)</b>	<b>100.00%</b>	

Cleveland Public Library 2019A Tax-Exempt Bond Proceeds

**TRANSACTION STATEMENT**

As of May 31, 2022



Transaction Type	Trade Date	Settlement Date	CUSIP	Security Description	Par Value	Principal Amount	Purchased Interest	Total Cost	Yield at Cost
<b>Purchase</b>									
Purchase	5/16/2022	5/17/2022	2254EBMG3	Credit Suisse AG 12/16/2022	3,000,000.00	2,960,772.51		2,960,772.51	2.24%
Purchase	5/17/2022	5/20/2022	53948BPA1	Lloyds Bank Corporate Markets PLC 02/10/2023	2,000,000.00	1,963,794.44		1,963,794.44	2.50%
<b>Total</b>					<b>5,000,000.00</b>	<b>4,924,566.95</b>		<b>4,924,566.95</b>	

Transaction Type	Trade Date	Settlement Date	CUSIP	Security Description	Par Value	Principal Cost	Total Proceeds	Realized Gain/Loss
<b>Maturity</b>								
Maturity	5/6/2022	5/6/2022	53948BE62	Lloyds Bank Corporate Markets PLC 05/06/2022	5,000,000.00	4,993,719.44	5,000,000.00	6,280.56
Maturity	5/18/2022	5/18/2022	3133ELZN7	FFCB 0.160% 05/18/2022	2,685,000.00	2,684,973.15	2,685,000.00	26.85
<b>Total</b>					<b>7,685,000.00</b>	<b>7,678,692.59</b>	<b>7,685,000.00</b>	<b>6,307.41</b>

Transaction Type	Payment Date	Settlement Date	CUSIP	Security Description	Interest Received
<b>Interest/Dividends</b>					
Interest/Dividends	5/2/2022	5/2/2022	91282CAR2	UST 0.125% 10/31/2022	2,187.50
Interest/Dividends	5/2/2022	5/2/2022	31846V567	First American Funds, Inc.	586.09
Interest/Dividends	5/18/2022	5/18/2022	3133ELZN7	FFCB 0.160% 05/18/2022	2,148.00
Interest/Dividends	5/31/2022	5/31/2022	91282CCD1	UST 0.125% 05/31/2023	1,250.00
<b>Total</b>					<b>6,171.59</b>

**TRANSACTION STATEMENT**

As of May 31, 2022



Transaction Type	Trade Date	Settlement Date	Transaction Description	Amount
<b>Custodian Fee</b>				
Custodian Fee	5/25/2022	5/25/2022	Cash Out	(294.63)
<b>Total</b>				<b>(294.63)</b>
<b>Withdrawal</b>				
Withdrawal	5/6/2022	5/6/2022	Cash Out	(3,400,000.00)
<b>Total</b>				<b>(3,400,000.00)</b>

**STATEMENT DISCLOSURE**

As of May 31, 2022



Meeder provides monthly statements for its investment management clients to provide information about the investment portfolio. The information should not be used for audit or confirmation purposes. Please review your custodial statements and report any inaccuracies or discrepancies.

Certain information and data has been supplied by unaffiliated third parties. Although Meeder believes the information is reliable, it cannot warrant the accuracy of information offered by third parties. Market value may reflect prices received from pricing vendors when current market quotations are not available. Prices may not reflect firm bids or offers and may differ from the value at which the security can be sold.

Statements may include positions from unmanaged accounts provided for reporting purposes. Unmanaged accounts are managed directly by the client and are not included in the accounts managed by the investment adviser. This information is provided as a client convenience and the investment adviser assumes no responsibility for performance of these accounts or the accuracy of the data reported.

**Investing involves risk. Past performance is no guarantee of future results. Debt and fixed income securities are subject to credit and interest rate risk. The investment return and principal value of an investment will fluctuate so that an investors shares, when redeemed, may be worth more or less than their original cost. Current performance may be lower or higher than the performance data quoted.**

Meeder Investment Management is the global brand for the Meeder group of affiliated companies. Investment advisory services are provided through Meeder Public Funds, Inc. Please contact us if you would like to receive a copy of our current ADV disclosure brochure or privacy policy.



## **Cleveland Public Library 2019B Taxable Bond Proceeds**

Monthly Investment Report  
May 31, 2022

**Your Investment Representative:**

Jim McCourt  
(614) 923-1151  
jmccourt@meederinvestment.com

For questions about your account please contact your investment representative or contact [publicfundsoperations@meederinvestment.com](mailto:publicfundsoperations@meederinvestment.com)  
**Dublin, Ohio | Lansing, Michigan | Long Beach, California | Austin, Texas | 866-633-3371 | [www.meederpublicfunds.com](http://www.meederpublicfunds.com)**



**PORTFOLIO SUMMARY**

As of May 31, 2022



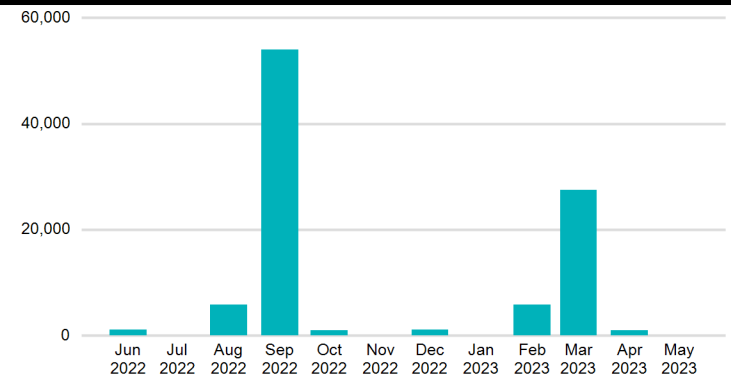
**MONTHLY RECONCILIATION**

<b>Beginning Book Value</b>	<b>9,274,605.98</b>
Contributions	
Withdrawals	
Prior Month Custodian Fees	(76.54)
Realized Gains/Losses	
Gross Interest Earnings	13.14
<b>Ending Book Value</b>	<b>9,274,542.58</b>

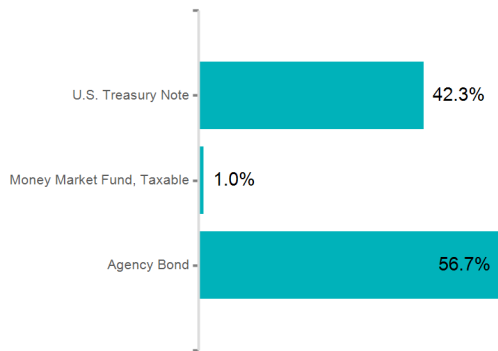
**PORTFOLIO CHARACTERISTICS**

Portfolio Yield to Maturity	1.11%
Portfolio Effective Duration	0.96 yrs
Weighted Average Maturity	0.98 yrs

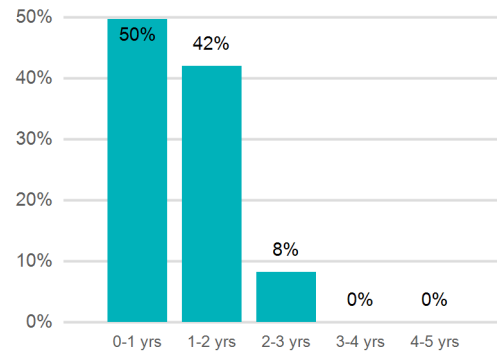
**PROJECTED MONTHLY INCOME SCHEDULE**



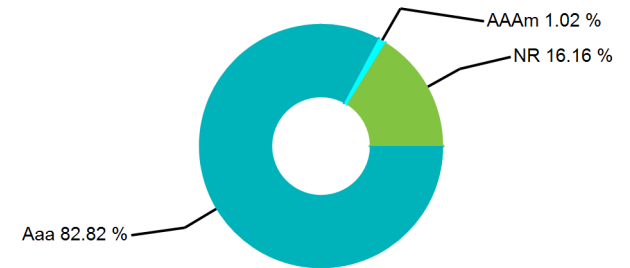
**SECTOR ALLOCATION**



**MATURITY DISTRIBUTION**



**CREDIT QUALITY**



Cleveland Public Library 2019B Taxable Bond Proceeds

**PROJECTED INCOME SCHEDULE**

As of May 31, 2022



CUSIP	SECURITY DESCRIPTION	Jun 2022	Jul 2022	Aug 2022	Sep 2022	Oct 2022	Nov 2022	Dec 2022	Jan 2023	Feb 2023	Mar 2023	Apr 2023	May 2023
3130AGWK7	FHLB 1.500% 08/15/2024			5,813						5,813			
3133EMBS0	FFCB 0.200% 10/02/2023					1,000						1,000	
3135G0W33	FNMA 1.375% 09/06/2022				31,510								
31422BXH8	AGM 0.850% 03/20/2023				6,375						6,375		
912828Q29	UST 1.500% 03/31/2023				7,500						12,578		
912828T26	UST 1.375% 09/30/2023				8,594						8,594		
91282CCK5	UST 0.125% 06/30/2023	1,063						1,063					
<b>TOTAL</b>		<b>1,063</b>		<b>5,813</b>	<b>53,979</b>	<b>1,000</b>		<b>1,063</b>		<b>5,813</b>	<b>27,547</b>	<b>1,000</b>	

Cleveland Public Library 2019B Taxable Bond Proceeds

**POSITION STATEMENT**

As of May 31, 2022



CUSIP	Security Description	Trade Date/ Settlement Date	Par Value	Principal Cost/ Purchased Interest	Total Cost	Yield at Cost	Maturity/ Duration	Market Price/ Market Value	Unrealized Gain/ (Loss)	% of Assets	Moody's/ S&P Rating
<b>Cash and Cash Equivalents</b>											
31846V567	First American Funds, Inc.	5/31/2022 5/31/2022	\$94,095.49	\$94,095.49	\$94,095.49	0.62%	0.003 0.003	\$1.00 \$94,095.49	\$0.00	1.02%	AAAm
<b>SubTotal</b>			<b>\$94,095.49</b>	<b>\$94,095.49</b>	<b>\$94,095.49</b>	<b>0.62%</b>		<b>\$94,095.49</b>	<b>\$0.00</b>	<b>1.02%</b>	
<b>Agency Bond</b>											
3135G0W33	FNMA 1.375% 09/06/2022	9/10/2019 9/11/2019	\$2,000,000.00	\$1,982,240.00	\$1,982,240.00	1.68%	0.268 0.269	\$100.03 \$2,000,660.00	\$18,420.00	21.72%	Aaa AA+
31422BXH8	AGM 0.850% 03/20/2023	3/25/2020 3/27/2020	\$1,500,000.00	\$1,500,000.00	\$1,500,000.00	0.85%	0.803 0.795	\$99.23 \$1,488,390.00	(\$11,610.00)	16.16%	
3133EMBS0	FFCB 0.200% 10/02/2023	10/5/2020 10/6/2020	\$1,000,000.00	\$998,190.00	\$998,190.00	0.26%	1.340 1.325	\$97.42 \$974,230.00	(\$23,960.00)	10.58%	Aaa AA+
3130AGWK7	FHLB 1.500% 08/15/2024	9/26/2019 9/27/2019	\$775,000.00	\$771,187.00	\$771,187.00	1.61%	2.211 2.146	\$97.80 \$757,973.25	(\$13,213.75)	8.23%	Aaa AA+
<b>SubTotal</b>			<b>\$5,275,000.00</b>	<b>\$5,251,617.00</b>	<b>\$5,251,617.00</b>	<b>1.17%</b>		<b>\$5,221,253.25</b>	<b>(\$30,363.75)</b>	<b>56.68%</b>	
<b>U.S. Treasury Note</b>											
912828Q29	UST 1.500% 03/31/2023	9/18/2019 9/19/2019	\$1,000,000.00	\$994,921.88	\$994,921.88	1.65%	0.833 0.823	\$99.68 \$996,770.00	\$1,848.12	10.82%	Aaa AA+
91282CCK5	UST 0.125% 06/30/2023	6/24/2021 6/30/2021	\$1,700,000.00	\$1,695,285.16	\$1,695,285.16	0.26%	1.082 1.071	\$97.88 \$1,663,875.00	(\$31,410.16)	18.06%	Aaa AA+
912828T26	UST 1.375% 09/30/2023	10/25/2019 10/28/2019	\$1,250,000.00	\$1,238,623.05	\$1,238,623.05	1.62%	1.334 1.311	\$98.93 \$1,236,575.00	(\$2,048.05)	13.42%	Aaa AA+
<b>SubTotal</b>			<b>\$3,950,000.00</b>	<b>\$3,928,830.09</b>	<b>\$3,928,830.09</b>	<b>1.05%</b>		<b>\$3,897,220.00</b>	<b>(\$31,610.09)</b>	<b>42.30%</b>	
<b>Grand Total</b>			<b>\$9,319,095.49</b>	<b>\$9,274,542.58</b>	<b>\$9,274,542.58</b>	<b>1.11%</b>		<b>\$9,212,568.74</b>	<b>(\$61,973.84)</b>	<b>100.00%</b>	

**TRANSACTION STATEMENT**

As of May 31, 2022



Transaction Type	Payment Date	Settlement Date	CUSIP	Security Description	Interest Received
<b>Interest/Dividends</b>					
Interest/Dividends	5/2/2022	5/2/2022	31846V567	First American Funds, Inc.	13.14
<b>Total</b>					<b>13.14</b>

Transaction Type	Trade Date	Settlement Date	Transaction Description	Amount
<b>Custodian Fee</b>				
Custodian Fee	5/25/2022	5/25/2022	Cash Out	(76.54)
<b>Total</b>				<b>(76.54)</b>

**STATEMENT DISCLOSURE**

As of May 31, 2022



Meeder provides monthly statements for its investment management clients to provide information about the investment portfolio. The information should not be used for audit or confirmation purposes. Please review your custodial statements and report any inaccuracies or discrepancies.

Certain information and data has been supplied by unaffiliated third parties. Although Meeder believes the information is reliable, it cannot warrant the accuracy of information offered by third parties. Market value may reflect prices received from pricing vendors when current market quotations are not available. Prices may not reflect firm bids or offers and may differ from the value at which the security can be sold.

Statements may include positions from unmanaged accounts provided for reporting purposes. Unmanaged accounts are managed directly by the client and are not included in the accounts managed by the investment adviser. This information is provided as a client convenience and the investment adviser assumes no responsibility for performance of these accounts or the accuracy of the data reported.

**Investing involves risk. Past performance is no guarantee of future results. Debt and fixed income securities are subject to credit and interest rate risk. The investment return and principal value of an investment will fluctuate so that an investors shares, when redeemed, may be worth more or less than their original cost. Current performance may be lower or higher than the performance data quoted.**

Meeder Investment Management is the global brand for the Meeder group of affiliated companies. Investment advisory services are provided through Meeder Public Funds, Inc. Please contact us if you would like to receive a copy of our current ADV disclosure brochure or privacy policy.