

CLEVELAND PUBLIC LIBRARY

Board Meeting

REPORT ON INVESTMENTS – July 2022

1. INTERIM DEPOSITS

In accordance with *Ohio Revised Code* Section 135.14, funds that become available periodically throughout the fiscal year are invested in short-term investments known as interim deposits. The investments are in securities that provide the highest interest rate consistent with the highest degree of safety. Other balances are invested in US Treasury issues, agency issues, municipal bonds, commercial paper, and negotiable certificates of deposit as managed by Meeder Investment Management, STAR Ohio, Government Insured Deposit Program (replaced the STAR Plus program), and a federal money market fund.

Following is a description of interim deposit earnings for the period July 1, 2022 through July 31, 2022.

<u>Investment Period</u>	<u>No. of Days</u>	<u>Amount</u>	<u>Bank</u>	<u>Interest Rate</u>	<u>Investment Income</u>	<u>Investment Form</u>
OPERATING FUND:						
07/01/22 - 07/31/22	31	Various	STAR Ohio	Various	13,508.83	Investment Pool
07/01/22 - 07/31/22	31	Various	Government Insured Deposit Program	Various	0.00	Bank Deposit Program
07/01/22 - 07/31/22	31	Various	U.S. Bank	Various	216.12	Sweep Money Market
10/18/21 - 07/12/22	268	500,000	BNP Paribas	0.190%	704.58	Commercial Paper
10/29/21 - 07/22/22	267	750,000	MUFG Bank, Ltd.	0.220%	1,219.17	Commercial Paper
10/26/21 - 07/22/22	270	960,000	Toyota Credit de Puerto Rico Corp.	0.261%	1,865.07	Commercial Paper
01/19/22 - 07/19/22	182	575,000	Federal Farm Credit Bank	0.230%	661.25	Federal Agency
01/27/22 - 07/27/22	182	500,000	Federal Home Loan Mortgage Corp.	0.500%	1,250.00	Federal Agency
05/27/22 - 07/28/22	63	380,000	Federal Home Loan Bank	0.550%	354.14	Federal Agency
06/01/22 - 07/01/22	31	100,000	Live Oak Banking Co.	1.800%	147.95	Negotiable CD
06/11/22 - 07/11/22	31	249,000	First Internet Bank of Indiana	0.850%	173.96	Negotiable CD
06/13/22 - 07/13/22	31	249,000	Enerbank USA	1.800%	368.38	Negotiable CD
06/17/22 - 07/17/22	31	249,000	Wells Fargo National Bank West	1.900%	388.85	Negotiable CD
06/18/22 - 07/18/22	31	225,000	Wells Fargo Bank NA	1.950%	360.62	Negotiable CD
06/18/22 - 07/18/22	31	249,000	Congressional Bank	0.200%	40.93	Negotiable CD
06/21/22 - 07/21/22	31	249,000	SeviFirst Bank	1.600%	327.45	Negotiable CD
01/22/22 - 07/22/22	182	247,000	State Bank of India	1.900%	2,327.21	Negotiable CD
06/26/22 - 07/26/22	31	249,000	Axos Bank	1.650%	337.68	Negotiable CD
06/27/22 - 07/27/22	31	249,000	Comenity Capital Bank	2.500%	511.64	Negotiable CD
02/01/22 - 07/15/22	165	750,000	United States Treasury Bond	1.500%	5,096.69	Treasury Security
Earned Interest July 2022					\$	29,860.52
Earned Interest Year To Date					\$	264,125.20

<u>Investment Period</u>	<u>No. of Days</u>	<u>Amount</u>	<u>Bank</u>	<u>Interest Rate</u>	<u>Investment Income</u>	<u>Investment Form</u>
SERIES 2019A TAX-EXEMPT NOTES:						
07/01/22 - 07/31/22	31	Various	STAR Ohio	Various	7,617.31	Investment Pool
07/01/22 - 07/31/22	31	Various	U.S. Bank	Various	3,304.13	Sweep Money Market
07/07/21 - 07/07/22	366	590,000	City of Youngstown	1.000%	1,073.80	Municipal Bond
				Earned Interest July 2022	\$ 11,995.24	
				Earned Interest Year To Date	\$ 90,168.45	
SERIES 2019B TAXABLE NOTES:						
07/01/22 - 07/31/22	31	Various	U.S. Bank	Various	72.22	Sweep Money Market
				Earned Interest July 2022	\$ 72.22	
				Earned Interest Year To Date	\$ 44,230.57	
NOTE RETIREMENT FUND:						
07/01/22 - 07/31/22	31	Various	Huntington National Bank	Various	643.82	Sweep Money Market
				Earned Interest July 2022	\$ 643.82	
				Earned Interest Year To Date	\$ 1,719.04	
ESCROW ACCOUNT:						
07/01/22 - 07/31/22	31	Various	Huntington National Bank	Various	9.22	Money Market
				Earned Interest July 2022	\$ 9.22	
				Earned Interest Year To Date	\$ 14.65	
				Earned Interest July 2022--All Funds	\$ 42,581.02	
				Earned Interest Year To Date--All Funds	\$ 400,257.91	



Cleveland Public Library Operating Account

Monthly Investment Report
July 31, 2022

Your Investment Representative:

Jim McCourt

(614) 923-1151

jmccourt@meederinvestment.com

For questions about your account please contact your investment representative or contact publicfundsoperations@meederinvestment.com
Dublin, Ohio | Lansing, Michigan | Long Beach, California | Austin, Texas | 866-633-3371 | www.meederpublicfunds.com

PORTFOLIO SUMMARY

As of July 31, 2022



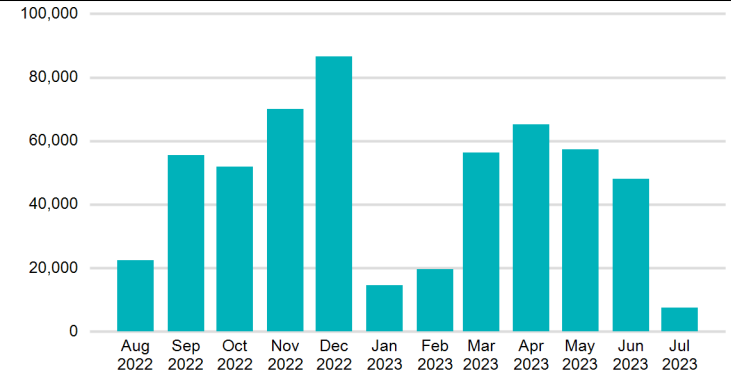
MONTHLY RECONCILIATION

Beginning Book Value	62,914,836.90
Contributions	
Withdrawals	
Prior Month Custodian Fees	(503.58)
Realized Gains/Losses	3,788.82
Purchased Interest	(7,053.26)
Gross Interest Earnings	13,782.04
Ending Book Value	62,924,850.92

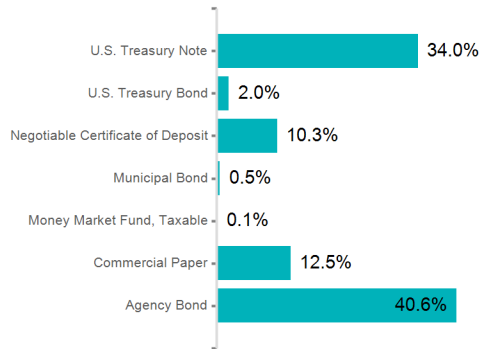
PORTFOLIO CHARACTERISTICS

Portfolio Yield to Maturity	1.13%
Portfolio Effective Duration	2.15 yrs
Weighted Average Maturity	2.26 yrs

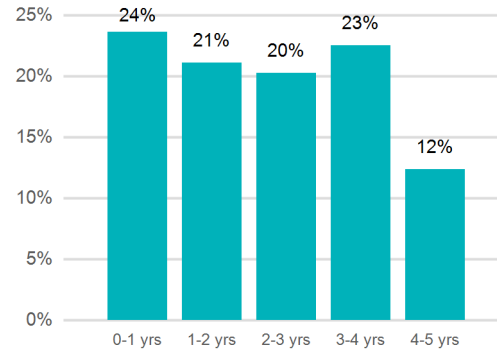
PROJECTED MONTHLY INCOME SCHEDULE



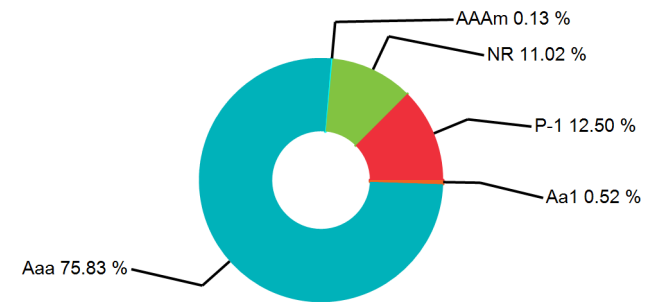
SECTOR ALLOCATION



MATURITY DISTRIBUTION



CREDIT QUALITY



Cleveland Public Library Operating Account

PROJECTED INCOME SCHEDULE

As of July 31, 2022



CUSIP	SECURITY DESCRIPTION	Aug 2022	Sep 2022	Oct 2022	Nov 2022	Dec 2022	Jan 2023	Feb 2023	Mar 2023	Apr 2023	May 2023	Jun 2023	Jul 2023
02589ABQ4	American Express National Bank 2.000% 03/09/2027		2,490						2,450				
05465DAK4	Axos Bank 1.650% 03/26/2024	349	349	338	349	338	349	349	315	349	338	349	338
05580ATH7	BMW Bank of North America 1.800% 11/29/2022				2,597								
06251A2E9	Bank Hapoalim B.M. 0.300% 09/14/2023		377						370				
06366HL13	Bank of Montreal 11/01/2022					3,771							
09659CK72	BNP Paribas 10/07/2022			1,167									
13607FKR6	Canadian Imperial Holdings Inc. 10/25/2022			4,450									
14042RLP4	Capital One, National Association 2.650% 05/22/2024				3,286						3,233		
14042TAP2	Capital One Bank (Usa), National Association 2.650% 05/22/2024				3,286						3,233		
15118RRH2	Celtic Bank Corporation 1.850% 08/30/2024	391	391	379	391	379	391	366	379	391	379	391	379
20033AZ58	Comenity Capital Bank 2.500% 06/27/2024	529	529	512	529	512	529	529	478	529	512	529	512
20726ACE6	Congressional Bank 0.200% 09/19/2022	42	168										
22533UHS5	Credit Agricole Corporate and Investment Bank 08/26/2022	2,156											
29278TLF5	EnerBank USA 1.800% 09/13/2023	381	381	368	381	368	381	381	344	381	368	381	368
3130A3VC5	FHLB 2.250% 12/08/2023					11,250						11,250	
3130AB3H7	FHLB 2.375% 03/08/2024		5,938						5,938				
3130AJLH0	FHLB 0.920% 05/19/2026				3,335						3,335		
3130AK6G6	FHLB 0.390% 09/23/2024		1,580						1,580				
3130AKVV5	FHLB 0.500% 02/18/2026	2,500						2,500					
3130ALZ23	FHLB 0.800% 04/28/2025			1,100						1,100			

Cleveland Public Library Operating Account

PROJECTED INCOME SCHEDULE

As of July 31, 2022



CUSIP	SECURITY DESCRIPTION	Aug 2022	Sep 2022	Oct 2022	Nov 2022	Dec 2022	Jan 2023	Feb 2023	Mar 2023	Apr 2023	May 2023	Jun 2023	Jul 2023
3130AMNX6	FHLB 1.020% 06/10/2026					3,494						3,494	
3130ANAV2	FHLB 0.550% 01/28/2025						1,045						1,045
3130ANVB3	FHLB 0.800% 09/17/2025		1,800						1,800				
3130ANYN4	FHLB 1.000% 09/30/2026		2,500						2,500				
3130ANZ60	FHLB 0.500% 06/27/2025		938			938			938			1,125	
3130AP3C7	FHLB 1.100% 09/30/2026		3,300						3,300				
3130APFS9	FHLB 1.050% 10/28/2026			3,596						3,596			
3130APW43	FHLB 1.500% 12/02/2026					3,750						3,750	
3133EK6J0	FFCB 1.625% 11/08/2024				4,063						4,063		
3133ELH80	FFCB 0.680% 06/10/2025					2,550						2,550	
3133EMBD3	FFCB 0.360% 09/24/2024		1,800						1,800				
3133EMNG3	FFCB 0.230% 01/19/2024						661						661
3133EMQX3	FFCB 0.590% 02/17/2026	1,475						1,475					
3133EMWV0	FFCB 0.350% 04/22/2024			2,625						2,625			
3133EMXS6	FFCB 0.720% 04/28/2025			6,300						6,300			
3133EMZW5	FFCB 0.730% 05/19/2025				1,150						1,150		
3133ENTK6	FFCB 2.51% 04/01/25			6,275						6,275			
3133ENV9	FFCB 2.875% 04/26/2027			4,313						4,313			
3134GV7E2	FMCC 0.500% 01/27/2025						1,250						1,250
3134GW4B9	FMCC 0.500% 10/29/2025			1,250						1,250			
3134GW4C7	FMCC 0.800% 10/27/2026			2,120						2,120			
3134GWUS3	FMCC 0.400% 09/24/2024		2,000						2,000				
3134GWXC5	FMCC 0.350% 03/29/2024		1,750						1,750				
3134GWZG4	FMCC 0.600% 10/20/2025			1,950						1,950			
3134GWZV1	FMCC 0.650% 10/22/2025			1,333						1,333			

Cleveland Public Library Operating Account

PROJECTED INCOME SCHEDULE

As of July 31, 2022



CUSIP	SECURITY DESCRIPTION	Aug 2022	Sep 2022	Oct 2022	Nov 2022	Dec 2022	Jan 2023	Feb 2023	Mar 2023	Apr 2023	May 2023	Jun 2023	Jul 2023
3134GXAY0	FMCC 0.300% 11/13/2023				750						750		
3134GXFV1	FMCC 0.625% 12/17/2025					1,563						1,563	
3135GA2Z3	FNMA 0.560% 11/17/2025				1,470						1,470		
3136G45C3	FNMA 0.540% 10/27/2025			1,350						1,350			
3136G4J95	FNMA 0.550% 08/25/2025	1,375						1,375					
3137EAES4	FMCC 0.250% 06/26/2023					625						1,060	
3137EAEV7	FMCC 0.250% 08/24/2023	625						625					
3137EAEX3	FMCC 0.375% 09/23/2025		1,688						1,688				
31422XBN1	AGM 0.690% 02/25/2026	1,725						1,725					
32056GDH0	First Internet Bancorp 0.850% 05/13/2024	180	180	174	180	174	180	180	162	180	174	180	174
38149MAZ6	Goldman Sachs Bank USA Holdings LLC 2.700% 06/05/2024					3,330						3,312	
44329ME33	HSBC Bank USA, National Association 1.300% 05/07/2025				1,625						1,599		
46640QM99	J.P. Morgan Securities LLC 12/09/2022					10,973							
538036HC1	Live Oak Banking Company 1.800% 12/11/2023	153	153	148	153	148	153	153	138	153	148	153	148
53948BL80	Lloyds Bank Corporate Markets PLC 11/08/2022				5,292								
61760AE88	Morgan Stanley Private Bank, National Association 2.700% 06/06/2024					3,330						3,312	
62479MMP5	MUFG Bank, Ltd. 12/23/2022					6,415							
62479MRL9	MUFG Bank, Ltd. 04/20/2023									18,412			
63873KHG5	Natixis 08/16/2022	1,201											
63873KMG9	Natixis 12/16/2022					11,835							
63873KML8	Natixis 12/20/2022					13,324							

Cleveland Public Library Operating Account

PROJECTED INCOME SCHEDULE

As of July 31, 2022



CUSIP	SECURITY DESCRIPTION	Aug 2022	Sep 2022	Oct 2022	Nov 2022	Dec 2022	Jan 2023	Feb 2023	Mar 2023	Apr 2023	May 2023	Jun 2023	Jul 2023
654062JR0	Nicolet National Bank 1.150% 03/28/2024	243	235	243	235	243	243	220	243	235	243	235	
6775228B3	Ohio, State of 0.350% 05/01/2023				569						569		
70212VAA6	Partners Bank 0.350% 06/30/2023	73	73	70	73	70	73	68	70	73	70	624	
75472RAD3	Raymond James Bank, National Association 1.950% 08/23/2023	2,388						2,428					
7954502H7	Sallie Mae Bank 2.800% 04/17/2024			1,544						1,536			
81768PAF3	ServisFirst Bank 1.600% 02/21/2023	338	338	327	338	327	338	836					
856285SN2	State Bank of India 1.900% 01/22/2025						2,347						2,347
87165E2M8	Synchrony Bank 1.250% 04/24/2025			1,554						1,546			
87270LDK6	TIAA, FSB 0.200% 02/12/2024	247						251					
88224PLY3	Texas Capital Bank 0.300% 02/07/2023	370						750					
88413QCN6	Third Federal Savings and Loan Association of Cleveland 0.750% 05/21/2024				941						926		
9128283P3	UST 2.250% 12/31/2024					5,625						5,625	
912828Q29	UST 1.500% 03/31/2023		11,475						13,273				
912828U24	UST 2.000% 11/15/2026				7,950						7,950		
912828X88	UST 2.375% 05/15/2027				11,400						11,400		
912828Z29	UST 1.500% 01/15/2023						527						
912828Z78	UST 1.500% 01/31/2027						1,838						
912828ZH6	UST 0.250% 04/15/2023			1,250						2,422			
912828ZT0	UST 0.250% 05/31/2025				2,188						2,188		
91282CAF8	UST 0.125% 08/15/2023	313						313					
91282CAM3	UST 0.250% 09/30/2025		581						581				

Cleveland Public Library Operating Account

PROJECTED INCOME SCHEDULE

As of July 31, 2022



CUSIP	SECURITY DESCRIPTION	Aug 2022	Sep 2022	Oct 2022	Nov 2022	Dec 2022	Jan 2023	Feb 2023	Mar 2023	Apr 2023	May 2023	Jun 2023	Jul 2023
91282CAP6	UST 0.125% 10/15/2023			625						625			
91282CAT8	UST 0.250% 10/31/2025			938						938			
91282CAW1	UST 0.250% 11/15/2023				850						850		
91282CAZ4	UST 0.375% 11/30/2025				1,406						1,406		
91282CBC4	UST 0.375% 12/31/2025					1,406						1,406	
91282CBH3	UST 0.375% 01/31/2026						2,344						
91282CBQ3	UST 0.500% 02/28/2026	1,875						1,875					
91282CBT7	UST 0.750% 03/31/2026		4,688						4,688				
91282CCJ8	UST 0.875% 06/30/2026					2,188						2,188	
91282CCK5	UST 0.125% 06/30/2023					750						4,125	
91282CCN9	UST 0.125% 07/31/2023						641						
91282CCT6	UST 0.375% 08/15/2024	938						938					
91282CCW9	UST 0.750% 08/31/2026	1,875						1,875					
91282CCZ2	UST 0.875% 09/30/2026		2,188						2,188				
91282CDA6	UST 0.250% 09/30/2023		1,250						1,250				
91282CDB4	UST 0.625% 10/15/2024			1,563						1,563			
91282CEF4	UST 2.500% 03/31/2027		5,688						5,688				
91282CEN7	UST 2.750% 04/30/2027			3,369						3,369			
91282CET4	UST 2.625% 05/31/2027				10,631						10,631		
949495AQ8	Wells Fargo National Bank West 1.900% 01/17/2023	402	402	389	402	389	838						
949763M78	Wells Fargo Bank, National Association 1.950% 10/18/2024	373	373	361	373	361	373	373	337	373	361	373	361
TOTAL		22,517	55,599	51,980	69,963	86,653	14,499	19,583	56,245	65,283	57,344	47,973	7,582

POSITION STATEMENT

As of July 31, 2022



CUSIP	Security Description	Trade Date/ Settlement Date	Par Value	Principal Cost/ Purchased Interest	Total Cost	Yield at Cost	Maturity/ Duration	Market Price/ Market Value	Unrealized Gain/ (Loss)	% of Assets	Moody's/ S&P Rating
Cash and Cash Equivalents											
31846V567	First American Funds, Inc.	7/29/2022 7/29/2022	\$80,853.50	\$80,853.50	\$80,853.50	1.83%	0.003 0.003	\$1.00 \$80,853.50	\$0.00	0.11%	AAAm
STAROHIO	STAR Ohio XX688	7/29/2022 7/29/2022	\$11,305,291.23	\$11,305,291.23	\$11,305,291.23	2.07%	0.003 0.003	\$1.00 \$11,305,291.23	\$0.00	15.69%	AAAm
SubTotal			\$11,386,144.73	\$11,386,144.73	\$11,386,144.73	2.07%		\$11,386,144.73	\$0.00	15.80%	
Agency Bond											
3137EAES4	FMCC 0.250% 06/26/2023	8/26/2020 8/28/2020	\$500,000.00	\$499,565.00	\$499,565.00	0.28%	0.910 0.897	\$97.58 \$487,915.00	(\$11,650.00)	0.68%	Aaa AA+
3137EAEV7	FMCC 0.250% 08/24/2023	8/19/2020 8/21/2020	\$500,000.00	\$499,490.00	\$499,490.00	0.28%	1.071 1.055	\$97.16 \$485,815.00	(\$13,675.00)	0.67%	Aaa AA+
3134GXAY0	FMCC 0.300% 11/13/2023	11/12/2020 11/13/2020	\$500,000.00	\$499,625.00	\$499,625.00	0.33%	1.293 1.272	\$96.69 \$483,455.00	(\$16,170.00)	0.67%	Aaa AA+
3130A3VC5	FHLB 2.250% 12/08/2023	3/24/2022 3/25/2022	\$1,000,000.00	\$1,002,370.00	\$1,002,370.00	2.11%	1.362 1.326	\$99.00 \$990,030.00	(\$12,340.00)	1.37%	Aaa AA+
3133EMNG3	FFCB 0.230% 01/19/2024	2/18/2021 2/19/2021	\$575,000.00	\$575,316.25	\$575,316.25	0.21%	1.477 1.455	\$96.18 \$553,023.50	(\$22,292.75)	0.77%	Aaa AA+
3130AB3H7	FHLB 2.375% 03/08/2024	4/25/2019 4/29/2019	\$500,000.00	\$499,765.00	\$499,765.00	2.38%	1.611 1.553	\$99.07 \$495,340.00	(\$4,425.00)	0.69%	Aaa AA+
3134GWXC5	FMCC 0.350% 03/29/2024	10/21/2020 10/23/2020	\$1,000,000.00	\$999,500.00	\$999,500.00	0.36%	1.668 1.635	\$95.55 \$955,470.00	(\$44,030.00)	1.33%	Aaa AA+
3133EMWV0	FFCB 0.350% 04/22/2024	4/26/2021 4/27/2021	\$1,500,000.00	\$1,500,000.00	\$1,500,000.00	0.35%	1.734 1.706	\$95.92 \$1,438,770.00	(\$61,230.00)	2.00%	Aaa AA+
3130AK6G6	FHLB 0.390% 09/23/2024	9/29/2020 9/30/2020	\$810,000.00	\$809,068.50	\$809,068.50	0.42%	2.156 2.093	\$94.87 \$768,471.30	(\$40,597.20)	1.07%	Aaa AA+
3134GWUS3	FMCC 0.400% 09/24/2024	9/17/2020 9/24/2020	\$1,000,000.00	\$999,950.00	\$999,950.00	0.40%	2.159 2.107	\$94.77 \$947,650.00	(\$52,300.00)	1.32%	Aaa AA+
3133EMBD3	FFCB 0.360% 09/24/2024	9/24/2020 9/29/2020	\$1,000,000.00	\$998,750.00	\$998,750.00	0.39%	2.159 2.100	\$94.68 \$946,820.00	(\$51,930.00)	1.31%	Aaa AA+
3133EK6J0	FFCB 1.625% 11/08/2024	11/1/2019 11/8/2019	\$500,000.00	\$499,615.00	\$499,615.00	1.64%	2.282 2.209	\$97.31 \$486,530.00	(\$13,085.00)	0.68%	Aaa AA+
3134GV7E2	FMCC 0.500% 01/27/2025	7/8/2020 7/27/2020	\$500,000.00	\$498,600.00	\$498,600.00	0.56%	2.501 2.416	\$94.23 \$471,145.00	(\$27,455.00)	0.65%	Aaa AA+

Cleveland Public Library Operating Account

POSITION STATEMENT

As of July 31, 2022



CUSIP	Security Description	Trade Date/ Settlement Date	Par Value	Principal Cost/ Purchased Interest	Total Cost	Yield at Cost	Maturity/ Duration	Market Price/ Market Value	Unrealized Gain/ (Loss)	% of Assets	Moody's/ S&P Rating
3130ANAV2	FHLB 0.550% 01/28/2025	5/26/2022 5/27/2022	\$380,000.00	\$359,062.00	\$359,062.00	2.70%	2.504 2.452	\$94.16 \$357,811.80	(\$1,250.20)	0.50%	Aaa AA+
3133ENTK6	FFCB 2.51% 04/01/25	3/25/2022 4/1/2022	\$500,000.00	\$498,975.00	\$498,975.00	2.58%	2.677 2.546	\$99.00 \$494,990.00	(\$3,985.00)	0.69%	Aaa AA+
3130ALZ23	FHLB 0.800% 04/28/2025	4/7/2021 4/28/2021	\$275,000.00	\$275,000.00	\$275,000.00	0.80%	2.751 2.613	\$94.16 \$258,942.75	(\$16,057.25)	0.36%	Aaa AA+
3133EMXS6	FFCB 0.720% 04/28/2025	4/26/2021 4/28/2021	\$1,750,000.00	\$1,748,632.81	\$1,748,632.81	0.74%	2.751 2.604	\$94.34 \$1,650,932.50	(\$97,700.31)	2.29%	Aaa AA+
3133EMZW5	FFCB 0.730% 05/19/2025	5/25/2021 5/28/2021	\$315,000.00	\$315,000.00	\$315,000.00	0.73%	2.808 2.653	\$94.31 \$297,070.20	(\$17,929.80)	0.41%	Aaa AA+
3133ELH80	FFCB 0.680% 06/10/2025	6/24/2020 6/26/2020	\$750,000.00	\$750,000.00	\$750,000.00	0.68%	2.868 2.747	\$93.17 \$698,782.50	(\$51,217.50)	0.97%	Aaa AA+
3130ANZ60	FHLB 0.500% 06/27/2025	10/26/2021 10/27/2021	\$750,000.00	\$742,500.00	\$742,500.00	0.96%	2.915 2.691	\$94.38 \$707,842.50	(\$34,657.50)	0.98%	Aaa AA+
3136G4J95	FNMA 0.550% 08/25/2025	8/19/2020 8/25/2020	\$500,000.00	\$499,375.00	\$499,375.00	0.58%	3.077 2.951	\$93.22 \$466,105.00	(\$33,270.00)	0.65%	Aaa AA+
3130ANVB3	FHLB 0.800% 09/17/2025	9/1/2021 9/17/2021	\$450,000.00	\$450,000.00	\$450,000.00	0.80%	3.140 2.942	\$93.69 \$421,600.50	(\$28,399.50)	0.59%	Aaa AA+
3137EAEX3	FMCC 0.375% 09/23/2025	9/29/2021 9/30/2021	\$900,000.00	\$885,114.00	\$885,114.00	0.80%	3.156 3.088	\$92.57 \$833,157.00	(\$51,957.00)	1.16%	Aaa AA+
3134GWZG4	FMCC 0.600% 10/20/2025	10/6/2020 10/20/2020	\$650,000.00	\$650,000.00	\$650,000.00	0.60%	3.230 3.075	\$92.46 \$600,970.50	(\$49,029.50)	0.83%	Aaa AA+
3134GWZV1	FMCC 0.650% 10/22/2025	10/18/2021 10/20/2021	\$410,000.00	\$404,260.00	\$404,260.00	1.01%	3.236 3.065	\$92.76 \$380,311.90	(\$23,948.10)	0.53%	Aaa AA+
3136G45C3	FNMA 0.540% 10/27/2025	10/21/2020 10/27/2020	\$500,000.00	\$499,500.00	\$499,500.00	0.56%	3.249 3.110	\$92.87 \$464,325.00	(\$35,175.00)	0.64%	Aaa AA+
3134GW4B9	FMCC 0.500% 10/29/2025	10/9/2020 10/29/2020	\$500,000.00	\$499,000.00	\$499,000.00	0.54%	3.255 3.127	\$92.22 \$461,075.00	(\$37,925.00)	0.64%	Aaa AA+
3135GA2Z3	FNMA 0.560% 11/17/2025	11/12/2020 11/17/2020	\$525,000.00	\$523,818.75	\$523,818.75	0.61%	3.307 3.161	\$92.82 \$487,310.25	(\$36,508.50)	0.68%	Aaa AA+
3134GXFV1	FMCC 0.625% 12/17/2025	12/3/2020 12/17/2020	\$500,000.00	\$499,750.00	\$499,750.00	0.64%	3.389 3.219	\$92.21 \$461,065.00	(\$38,685.00)	0.64%	Aaa AA+
3133EMQX3	FFCB 0.590% 02/17/2026	2/18/2021 2/25/2021	\$500,000.00	\$498,045.00	\$498,045.00	0.67%	3.559 3.362	\$91.61 \$458,025.00	(\$40,020.00)	0.64%	Aaa AA+
3130AKVV5	FHLB 0.500% 02/18/2026	1/28/2021 2/18/2021	\$1,000,000.00	\$1,000,000.00	\$1,000,000.00	0.50%	3.562 3.348	\$92.30 \$922,950.00	(\$77,050.00)	1.28%	Aaa AA+

Cleveland Public Library Operating Account

POSITION STATEMENT

As of July 31, 2022



CUSIP	Security Description	Trade Date/ Settlement Date	Par Value	Principal Cost/ Purchased Interest	Total Cost	Yield at Cost	Maturity/ Duration	Market Price/ Market Value	Unrealized Gain/ (Loss)	% of Assets	Moody's/ S&P Rating
31422XBN1	AGM 0.690% 02/25/2026	2/18/2021 2/25/2021	\$500,000.00	\$499,850.00	\$499,850.00	0.70%	3.581 3.328	\$92.99 \$464,930.00	(\$34,920.00)	0.65%	
3130AJLH0	FHLB 0.920% 05/19/2026	10/18/2021 10/19/2021	\$725,000.00	\$718,272.00	\$718,272.00	1.13%	3.808 3.411	\$93.62 \$678,737.75	(\$39,534.25)	0.94%	Aaa AA+
3130AMNX6	FHLB 1.020% 06/10/2026	5/26/2021 6/10/2021	\$685,000.00	\$685,000.00	\$685,000.00	1.02%	3.868 3.433	\$93.83 \$642,721.80	(\$42,278.20)	0.89%	Aaa AA+
3130ANYN4	FHLB 1.000% 09/30/2026	9/14/2021 9/30/2021	\$500,000.00	\$500,000.00	\$500,000.00	1.00%	4.175 3.672	\$93.30 \$466,515.00	(\$33,485.00)	0.65%	Aaa AA+
3130AP3C7	FHLB 1.100% 09/30/2026	10/25/2021 10/26/2021	\$600,000.00	\$594,000.00	\$594,000.00	1.24%	4.175 3.615	\$93.70 \$562,194.00	(\$31,806.00)	0.78%	Aaa AA+
3134GW4C7	FMCC 0.800% 10/27/2026	6/16/2022 6/17/2022	\$530,000.00	\$468,138.40 \$588.89	\$468,727.29	3.72%	4.249 3.899	\$91.27 \$483,736.30	\$15,597.90	0.67%	Aaa AA+
3130APFS9	FHLB 1.050% 10/28/2026	10/18/2021 10/28/2021	\$685,000.00	\$679,040.50	\$679,040.50	1.23%	4.252 3.845	\$91.70 \$628,151.85	(\$50,888.65)	0.87%	Aaa AA+
3130APW43	FHLB 1.500% 12/02/2026	12/16/2021 12/20/2021	\$500,000.00	\$499,925.00	\$499,925.00	1.50%	4.348 3.518	\$94.95 \$474,740.00	(\$25,185.00)	0.66%	Aaa AA+
3133ENV9	FFCB 2.875% 04/26/2027	4/22/2022 4/26/2022	\$300,000.00	\$298,452.00	\$298,452.00	2.99%	4.745 4.370	\$100.38 \$301,146.00	\$2,694.00	0.42%	Aaa AA+
SubTotal			\$26,065,000.00	\$25,922,325.21 \$588.89	\$25,922,914.10	0.93%		\$24,636,574.90	(\$1,285,750.31)	34.19%	
Commercial Paper											
63873KHG5	Natixis 08/16/2022	11/19/2021 11/22/2021	\$540,000.00	\$538,798.50	\$538,798.50	0.30%	0.049 0.051	\$99.88 \$539,368.20	\$569.70	0.75%	P-1 A-1
22533UHS5	Credit Agricole Corporate and Investment Bank 08/26/2022	1/28/2022 1/31/2022	\$750,000.00	\$747,843.75	\$747,843.75	0.50%	0.077 0.079	\$99.82 \$748,635.00	\$791.25	1.04%	P-1 A-1
09659CK72	BNP Paribas 10/07/2022	1/12/2022 1/12/2022	\$320,000.00	\$318,832.71	\$318,832.71	0.49%	0.192 0.192	\$99.46 \$318,275.20	(\$557.51)	0.44%	P-1 A-1
13607FKR6	Canadian Imperial Holdings Inc. 10/25/2022	1/28/2022 1/31/2022	\$750,000.00	\$745,550.00	\$745,550.00	0.80%	0.241 0.247	\$99.38 \$745,330.50	(\$219.50)	1.03%	P-1 A-1
06366HL13	Bank of Montreal 11/01/2022	2/4/2022 2/8/2022	\$630,000.00	\$626,229.45	\$626,229.45	0.81%	0.260 0.259	\$99.22 \$625,060.80	(\$1,168.65)	0.87%	P-1 A-1
53948BL80	Lloyds Bank Corporate Markets PLC 11/08/2022	2/11/2022 2/11/2022	\$630,000.00	\$624,708.00	\$624,708.00	1.13%	0.279 0.278	\$99.16 \$624,701.70	(\$6.30)	0.87%	P-1 A-1

POSITION STATEMENT

As of July 31, 2022



CUSIP	Security Description	Trade Date/ Settlement Date	Par Value	Principal Cost/ Purchased Interest	Total Cost	Yield at Cost	Maturity/ Duration	Market Price/ Market Value	Unrealized Gain/ (Loss)	% of Assets	Moody's/ S&P Rating
46640QM99	J.P. Morgan Securities LLC 12/09/2022	3/16/2022 3/18/2022	\$900,000.00	\$889,027.50	\$889,027.50	1.67%	0.364 0.361	\$98.84 \$889,560.00	\$532.50	1.23%	P-1 A-1
63873KMG9	Natixis 12/16/2022	3/23/2022 3/28/2022	\$900,000.00	\$888,165.00	\$888,165.00	1.82%	0.384 0.379	\$98.78 \$889,011.00	\$846.00	1.23%	P-1 A-1
63873KML8	Natixis 12/20/2022	3/25/2022 3/30/2022	\$1,000,000.00	\$986,676.39	\$986,676.39	1.83%	0.395 0.390	\$98.74 \$987,440.00	\$763.61	1.37%	P-1 A-1
62479MMP5	MUFG Bank, Ltd. 12/23/2022	3/30/2022 3/31/2022	\$500,000.00	\$493,584.58	\$493,584.58	1.75%	0.403 0.398	\$98.72 \$493,590.00	\$5.42	0.68%	P-1 A-1
62479MRL9	MUFG Bank, Ltd. 04/20/2023	7/26/2022 7/27/2022	\$750,000.00	\$731,588.13	\$731,588.13	3.39%	0.726 0.715	\$97.44 \$730,785.00	(\$803.13)	1.01%	P-1 A-1
SubTotal			\$7,670,000.00	\$7,591,004.01	\$7,591,004.01	1.42%		\$7,591,757.40	\$753.39	10.54%	

Municipal Bond

6775228B3	Ohio, State of 0.350% 05/01/2023	3/8/2021 3/17/2021	\$325,000.00	\$325,000.00	\$325,000.00	0.35%	0.756 0.746	\$97.93 \$318,282.25	(\$6,717.75)	0.44%	Aa1 AA+
SubTotal			\$325,000.00	\$325,000.00	\$325,000.00	0.35%		\$318,282.25	(\$6,717.75)	0.44%	

Negotiable Certificate of Deposit

20726ACE6	Congressional Bank 0.200% 09/19/2022	9/11/2020 9/18/2020	\$249,000.00	\$248,875.50	\$248,875.50	0.22%	0.142 0.143	\$99.70 \$248,250.51	(\$624.99)	0.34%	
05580ATH7	BMW Bank of North America 1.800% 11/29/2022	12/17/2019 12/19/2019	\$247,000.00	\$246,644.32	\$246,644.32	1.85%	0.337 0.335	\$99.78 \$246,449.19	(\$195.13)	0.34%	
949495AQ8	Wells Fargo National Bank West 1.900% 01/17/2023	1/8/2020 1/17/2020	\$249,000.00	\$248,564.25	\$248,564.25	1.96%	0.471 0.465	\$99.68 \$248,205.69	(\$358.56)	0.34%	
88224PLY3	Texas Capital Bank 0.300% 02/07/2023	8/7/2020 8/11/2020	\$249,000.00	\$248,626.50	\$248,626.50	0.36%	0.529 0.523	\$98.79 \$245,977.14	(\$2,649.36)	0.34%	
81768PAF3	ServisFirst Bank 1.600% 02/21/2023	2/12/2020 2/21/2020	\$249,000.00	\$248,502.00	\$248,502.00	1.67%	0.567 0.559	\$99.40 \$247,513.47	(\$988.53)	0.34%	
70212VAA6	Partners Bank 0.350% 06/30/2023	6/24/2020 6/30/2020	\$245,000.00	\$244,448.75	\$244,448.75	0.43%	0.921 0.907	\$97.64 \$239,205.75	(\$5,243.00)	0.33%	
75472RAD3	Raymond James Bank, National Association 1.950% 08/23/2023	8/14/2019 8/26/2019	\$247,000.00	\$246,506.00	\$246,506.00	2.00%	1.068 1.040	\$98.86 \$244,181.73	(\$2,324.27)	0.34%	

Cleveland Public Library Operating Account

POSITION STATEMENT

As of July 31, 2022



CUSIP	Security Description	Trade Date/ Settlement Date	Par Value	Principal Cost/ Purchased Interest	Total Cost	Yield at Cost	Maturity/ Duration	Market Price/ Market Value	Unrealized Gain/ (Loss)	% of Assets	Moody's/ S&P Rating
29278TLF5	EnerBank USA 1.800% 09/13/2023	9/5/2019 9/16/2019	\$249,000.00	\$248,751.00	\$248,751.00	1.83%	1.126 1.099	\$98.61 \$245,538.90	(\$3,212.10)	0.34%	
06251A2E9	Bank Hapoalim B.M. 0.300% 09/14/2023	9/4/2020 9/14/2020	\$249,000.00	\$248,502.00	\$248,502.00	0.37%	1.129 1.111	\$96.95 \$241,410.48	(\$7,091.52)	0.34%	
538036HC1	Live Oak Banking Company 1.800% 12/11/2023	12/6/2019 12/11/2019	\$100,000.00	\$99,700.00	\$99,700.00	1.88%	1.370 1.332	\$98.22 \$98,218.00	(\$1,482.00)	0.14%	
87270LDK6	TIAA, FSB 0.200% 02/12/2024	2/18/2021 2/22/2021	\$249,000.00	\$248,253.00	\$248,253.00	0.30%	1.542 1.516	\$95.55 \$237,919.50	(\$10,333.50)	0.33%	
05465DAK4	Axos Bank 1.650% 03/26/2024	2/27/2020 3/26/2020	\$249,000.00	\$248,564.25	\$248,564.25	1.70%	1.660 1.613	\$97.47 \$242,692.83	(\$5,871.42)	0.34%	
654062JR0	Nicolet National Bank 1.150% 03/28/2024	3/25/2020 3/31/2020	\$249,000.00	\$245,265.00	\$245,265.00	1.54%	1.666 1.623	\$96.65 \$240,658.50	(\$4,606.50)	0.33%	
7954502H7	Sallie Mae Bank 2.800% 04/17/2024	4/9/2019 4/17/2019	\$110,000.00	\$109,505.00	\$109,505.00	2.90%	1.721 1.653	\$99.28 \$109,203.60	(\$301.40)	0.15%	
32056GDH0	First Internet Bancorp 0.850% 05/13/2024	5/6/2020 5/11/2020	\$249,000.00	\$248,751.00	\$248,751.00	0.88%	1.792 1.749	\$95.81 \$238,576.86	(\$10,174.14)	0.33%	
88413QCN6	Third Federal Savings and Loan Association of Cleveland 0.750% 05/21/2024	5/6/2020 5/22/2020	\$249,000.00	\$248,751.00	\$248,751.00	0.78%	1.814 1.773	\$95.59 \$238,021.59	(\$10,729.41)	0.33%	
14042TAP2	Capital One Bank (Usa), National Association 2.650% 05/22/2024	5/15/2019 5/30/2019	\$246,000.00	\$244,524.00	\$244,524.00	2.78%	1.816 1.749	\$98.92 \$243,345.66	(\$1,178.34)	0.34%	
14042RLP4	Capital One, National Association 2.650% 05/22/2024	5/15/2019 5/30/2019	\$246,000.00	\$244,524.00	\$244,524.00	2.78%	1.816 1.749	\$98.92 \$243,345.66	(\$1,178.34)	0.34%	
38149MAZ6	Goldman Sachs Bank USA Holdings LLC 2.700% 06/05/2024	6/3/2019 6/5/2019	\$246,000.00	\$245,200.50	\$245,200.50	2.77%	1.855 1.786	\$98.97 \$243,466.20	(\$1,734.30)	0.34%	
61760AE88	Morgan Stanley Private Bank, National Association 2.700% 06/06/2024	6/3/2019 6/6/2019	\$246,000.00	\$245,139.00	\$245,139.00	2.78%	1.858 1.788	\$98.97 \$243,458.82	(\$1,680.18)	0.34%	

Cleveland Public Library Operating Account

POSITION STATEMENT

As of July 31, 2022



CUSIP	Security Description	Trade Date/ Settlement Date	Par Value	Principal Cost/ Purchased Interest	Total Cost	Yield at Cost	Maturity/ Duration	Market Price/ Market Value	Unrealized Gain/ (Loss)	% of Assets	Moody's/ S&P Rating
20033AZ58	Comenity Capital Bank 2.500% 06/27/2024	6/25/2019 6/27/2019	\$249,000.00	\$249,000.00	\$249,000.00	2.50%	1.915 1.841	\$98.53 \$245,344.68	(\$3,655.32)	0.34%	
15118RRH2	Celtic Bank Corporation 1.850% 08/30/2024	8/16/2019 8/30/2019	\$249,000.00	\$248,285.37	\$248,285.37	1.91%	2.090 2.014	\$97.02 \$241,569.84	(\$6,715.53)	0.34%	
949763M78	Wells Fargo Bank, National Association 1.950% 10/18/2024	10/25/2019 10/29/2019	\$225,000.00	\$224,437.50	\$224,437.50	2.00%	2.225 2.140	\$97.01 \$218,270.25	(\$6,167.25)	0.30%	
856285SN2	State Bank of India 1.900% 01/22/2025	1/8/2020 1/22/2020	\$247,000.00	\$244,777.00	\$244,777.00	2.09%	2.488 2.398	\$96.48 \$238,315.48	(\$6,461.52)	0.33%	
87165E2M8	Synchrony Bank 1.250% 04/24/2025	4/20/2020 4/24/2020	\$248,000.00	\$246,326.00	\$246,326.00	1.39%	2.740 2.645	\$94.37 \$234,042.56	(\$12,283.44)	0.32%	
44329ME33	HSBC Bank USA, National Association 1.300% 05/07/2025	4/24/2020 5/7/2020	\$248,000.00	\$247,132.00	\$247,132.00	1.37%	2.775 2.606	\$94.42 \$234,154.16	(\$12,977.84)	0.32%	
02589ABQ4	American Express National Bank 2.000% 03/09/2027	3/2/2022 3/9/2022	\$247,000.00	\$245,765.00	\$245,765.00	2.11%	4.614 4.302	\$93.53 \$231,009.22	(\$14,755.78)	0.32%	
SubTotal			\$6,385,000.00	\$6,363,319.94	\$6,363,319.94	1.64%		\$6,228,346.27	(\$134,973.67)	8.64%	
U.S. Treasury Bond											
912828Z29	UST 1.500% 01/15/2023	1/31/2022 2/1/2022	\$750,000.00	\$755,097.66	\$755,097.66	0.78%	0.466 0.465	\$99.38 \$745,371.00	(\$9,726.66)	1.03%	Aaa AA+
9128283P3	UST 2.250% 12/31/2024	3/24/2022 3/25/2022	\$500,000.00	\$498,730.47	\$498,730.47	2.34%	2.427 2.337	\$98.55 \$492,755.00	(\$5,975.47)	0.68%	Aaa AA+
SubTotal			\$1,250,000.00	\$1,253,828.13	\$1,253,828.13	1.40%		\$1,238,126.00	(\$15,702.13)	1.72%	
U.S. Treasury Note											
912828Q29	UST 1.500% 03/31/2023	3/24/2022 3/25/2022	\$1,000,000.00	\$999,257.81	\$999,257.81	1.57%	0.671 0.660	\$99.04 \$990,350.00	(\$8,907.81)	1.37%	Aaa AA+
912828Q29	UST 1.500% 03/31/2023	3/30/2022 3/31/2022	\$530,000.00	\$528,944.14	\$528,944.14	1.70%	0.671 0.660	\$99.04 \$524,885.50	(\$4,058.64)	0.73%	Aaa AA+
912828ZH6	UST 0.250% 04/15/2023	10/22/2021 10/25/2021	\$1,000,000.00	\$998,828.13	\$998,828.13	0.33%	0.712 0.703	\$98.09 \$980,860.00	(\$17,968.13)	1.36%	Aaa AA+
91282CCK5	UST 0.125% 06/30/2023	6/25/2021 6/30/2021	\$1,200,000.00	\$1,196,625.00	\$1,196,625.00	0.27%	0.921 0.908	\$97.44 \$1,169,256.00	(\$27,369.00)	1.62%	Aaa AA+

Cleveland Public Library Operating Account

POSITION STATEMENT

As of July 31, 2022



CUSIP	Security Description	Trade Date/ Settlement Date	Par Value	Principal Cost/ Purchased Interest	Total Cost	Yield at Cost	Maturity/ Duration	Market Price/ Market Value	Unrealized Gain/ (Loss)	% of Assets	Moody's/ S&P Rating
91282CCN9	UST 0.125% 07/31/2023	8/18/2021 8/19/2021	\$1,025,000.00	\$1,023,158.20	\$1,023,158.20	0.22%	1.005 0.992	\$97.22 \$996,453.75	(\$26,704.45)	1.38%	Aaa AA+
91282CAF8	UST 0.125% 08/15/2023	7/26/2021 7/27/2021	\$500,000.00	\$499,160.16	\$499,160.16	0.21%	1.047 1.032	\$97.10 \$485,490.00	(\$13,670.16)	0.67%	Aaa AA+
91282CDA6	UST 0.250% 09/30/2023	9/28/2021 9/30/2021	\$1,000,000.00	\$998,906.25	\$998,906.25	0.30%	1.173 1.155	\$96.91 \$969,100.00	(\$29,806.25)	1.34%	Aaa AA+
91282CAP6	UST 0.125% 10/15/2023	10/21/2021 10/22/2021	\$1,000,000.00	\$993,359.37	\$993,359.37	0.46%	1.214 1.197	\$96.69 \$966,910.00	(\$26,449.37)	1.34%	Aaa AA+
91282CAW1	UST 0.250% 11/15/2023	10/29/2021 10/29/2021	\$680,000.00	\$676,095.31	\$676,095.31	0.53%	1.299 1.279	\$96.62 \$657,022.80	(\$19,072.51)	0.91%	Aaa AA+
91282CCT6	UST 0.375% 08/15/2024	8/26/2021 8/27/2021	\$500,000.00	\$498,769.53	\$498,769.53	0.46%	2.049 2.010	\$95.02 \$475,115.00	(\$23,654.53)	0.66%	Aaa AA+
91282CDB4	UST 0.625% 10/15/2024	10/28/2021 10/29/2021	\$500,000.00	\$497,910.16	\$497,910.16	0.77%	2.216 2.169	\$95.22 \$476,075.00	(\$21,835.16)	0.66%	Aaa AA+
91282ZT0	UST 0.250% 05/31/2025	4/26/2021 4/27/2021	\$1,750,000.00	\$1,723,544.92	\$1,723,544.92	0.62%	2.841 2.789	\$92.95 \$1,626,607.50	(\$96,937.42)	2.26%	Aaa AA+
91282CAM3	UST 0.250% 09/30/2025	10/14/2021 10/15/2021	\$465,000.00	\$453,938.09	\$453,938.09	0.86%	3.175 3.114	\$92.22 \$428,818.35	(\$25,119.74)	0.60%	Aaa AA+
91282CAT8	UST 0.250% 10/31/2025	10/27/2021 10/28/2021	\$750,000.00	\$728,056.64	\$728,056.64	1.00%	3.260 3.198	\$92.03 \$690,202.50	(\$37,854.14)	0.96%	Aaa AA+
91282CAZ4	UST 0.375% 11/30/2025	10/28/2021 10/29/2021	\$750,000.00	\$729,462.89	\$729,462.89	1.06%	3.342 3.272	\$92.24 \$691,815.00	(\$37,647.89)	0.96%	Aaa AA+
91282CBC4	UST 0.375% 12/31/2025	10/28/2021 10/29/2021	\$750,000.00	\$728,613.28	\$728,613.28	1.08%	3.427 3.355	\$92.07 \$690,495.00	(\$38,118.28)	0.96%	Aaa AA+
91282CBH3	UST 0.375% 01/31/2026	4/26/2021 4/27/2021	\$1,250,000.00	\$1,225,048.83	\$1,225,048.83	0.80%	3.512 3.432	\$91.91 \$1,148,825.00	(\$76,223.83)	1.59%	Aaa AA+
91282CBQ3	UST 0.500% 02/28/2026	10/28/2021 10/29/2021	\$750,000.00	\$730,751.95	\$730,751.95	1.11%	3.589 3.498	\$92.18 \$691,320.00	(\$39,431.95)	0.96%	Aaa AA+
91282CBT7	UST 0.750% 03/31/2026	4/26/2021 4/27/2021	\$1,250,000.00	\$1,245,654.30	\$1,245,654.30	0.82%	3.674 3.565	\$92.91 \$1,161,325.00	(\$84,329.30)	1.61%	Aaa AA+
91282CCJ8	UST 0.875% 06/30/2026	10/22/2021 10/25/2021	\$500,000.00	\$493,027.34	\$493,027.34	1.18%	3.923 3.801	\$92.95 \$464,765.00	(\$28,262.34)	0.64%	Aaa AA+
91282CCW9	UST 0.750% 08/31/2026	8/26/2021 8/31/2021	\$500,000.00	\$497,734.38	\$497,734.38	0.84%	4.093 3.961	\$92.27 \$461,365.00	(\$36,369.38)	0.64%	Aaa AA+
91282CCZ2	UST 0.875% 09/30/2026	9/29/2021 9/30/2021	\$500,000.00	\$496,699.22	\$496,699.22	1.01%	4.175 4.031	\$92.61 \$463,065.00	(\$33,634.22)	0.64%	Aaa AA+

Cleveland Public Library Operating Account

POSITION STATEMENT

As of July 31, 2022



CUSIP	Security Description	Trade Date/ Settlement Date	Par Value	Principal Cost/ Purchased Interest	Total Cost	Yield at Cost	Maturity/ Duration	Market Price/ Market Value	Unrealized Gain/ (Loss)	% of Assets	Moody's/ S&P Rating
912828U24	UST 2.000% 11/15/2026	7/13/2022 7/14/2022	\$795,000.00	\$760,467.19 \$2,592.39	\$763,059.58	3.08%	4.301 4.060	\$96.91 \$770,466.30	\$9,999.11	1.07%	Aaa AA+
912828Z78	UST 1.500% 01/31/2027	5/9/2022 5/10/2022	\$245,000.00	\$229,017.58 \$1,005.04	\$230,022.62	2.99%	4.512 4.276	\$94.80 \$232,262.45	\$3,244.87	0.32%	Aaa AA+
91282CEF4	UST 2.500% 03/31/2027	5/31/2022 5/31/2022	\$455,000.00	\$447,979.49 \$1,895.83	\$449,875.32	2.84%	4.674 4.336	\$99.03 \$450,572.85	\$2,593.36	0.63%	Aaa AA+
91282CEN7	UST 2.750% 04/30/2027	4/28/2022 5/2/2022	\$245,000.00	\$243,325.20 \$36.62	\$243,361.82	2.90%	4.756 4.464	\$100.13 \$245,306.25	\$1,981.05	0.34%	Aaa AA+
912828X88	UST 2.375% 05/15/2027	7/25/2022 7/26/2022	\$960,000.00	\$936,937.50 \$4,460.87	\$941,398.37	2.91%	4.797 4.469	\$98.34 \$944,025.60	\$7,088.10	1.31%	Aaa AA+
91282CET4	UST 2.625% 05/31/2027	5/27/2022 5/31/2022	\$810,000.00	\$807,247.27	\$807,247.27	2.70%	4.841 4.489	\$99.65 \$807,148.80	(\$98.47)	1.12%	Aaa AA+
SubTotal			\$21,660,000.00	\$21,388,520.13 \$9,990.75	\$21,398,510.88	1.10%		\$20,659,903.65	(\$728,616.48)	28.67%	
Grand Total			\$74,741,144.73	\$74,230,142.15 \$10,579.64	\$74,240,721.79	1.28%		\$72,059,135.20	(\$2,171,006.95)	100.00%	

TRANSACTION STATEMENT

As of July 31, 2022



Transaction Type	Trade Date	Settlement Date	CUSIP	Security Description	Par Value	Principal Amount	Purchased Interest	Total Cost	Yield at Cost
Purchase									
Purchase	7/13/2022	7/14/2022	912828U24	UST 2.000% 11/15/2026	795,000.00	760,467.19	2,592.39	763,059.58	3.08%
Purchase	7/25/2022	7/26/2022	912828X88	UST 2.375% 05/15/2027	960,000.00	936,937.50	4,460.87	941,398.37	2.91%
Purchase	7/26/2022	7/27/2022	62479MRL9	MUFG Bank, Ltd. 04/20/2023	750,000.00	731,588.13		731,588.13	3.39%
Total					2,505,000.00	2,428,992.82	7,053.26	2,436,046.08	

Transaction Type	Trade Date	Settlement Date	CUSIP	Security Description	Par Value	Principal Cost	Total Proceeds	Realized Gain/Loss
Maturity								
Maturity	7/12/2022	7/12/2022	09659CGC6	BNP Paribas 07/12/2022	500,000.00	499,295.42	500,000.00	704.58
Maturity	7/22/2022	7/22/2022	8923A1GN5	Toyota Credit de Puerto Rico Corp. 07/22/2022	960,000.00	958,134.93	960,000.00	1,865.07
Maturity	7/22/2022	7/22/2022	62479MGN7	MUFG Bank, Ltd. 07/22/2022	750,000.00	748,780.83	750,000.00	1,219.17
Total					2,210,000.00	2,206,211.18	2,210,000.00	3,788.82

TRANSACTION STATEMENT

As of July 31, 2022



Transaction Type	Payment Date	Settlement Date	CUSIP	Security Description	Interest Received
Interest/Dividends					
Interest/Dividends	7/1/2022	7/1/2022	538036HC1	Live Oak Banking Company 1.800% 12/11/2023	147.95
Interest/Dividends	7/1/2022	7/1/2022	31846V567	First American Funds, Inc.	216.12
Interest/Dividends	7/11/2022	7/11/2022	32056GDH0	First Internet Bancorp 0.850% 05/13/2024	173.96
Interest/Dividends	7/13/2022	7/13/2022	29278TLF5	EnerBank USA 1.800% 09/13/2023	368.38
Interest/Dividends	7/15/2022	7/15/2022	912828Z29	UST 1.500% 01/15/2023	5,625.00
Interest/Dividends	7/18/2022	7/18/2022	949763M78	Wells Fargo Bank, National Association 1.950% 10/18/2024	360.62
Interest/Dividends	7/18/2022	7/18/2022	20726ACE6	Congressional Bank 0.200% 09/19/2022	40.93
Interest/Dividends	7/18/2022	7/18/2022	949495AQ8	Wells Fargo National Bank West 1.900% 01/17/2023	388.85
Interest/Dividends	7/19/2022	7/19/2022	3133EMNG3	FFCB 0.230% 01/19/2024	661.25
Interest/Dividends	7/21/2022	7/21/2022	81768PAF3	ServisFirst Bank 1.600% 02/21/2023	327.45
Interest/Dividends	7/22/2022	7/22/2022	856285SN2	State Bank of India 1.900% 01/22/2025	2,327.21
Interest/Dividends	7/26/2022	7/26/2022	05465DAK4	Axos Bank 1.650% 03/26/2024	337.68
Interest/Dividends	7/27/2022	7/27/2022	20033AZ58	Comenity Capital Bank 2.500% 06/27/2024	511.64
Interest/Dividends	7/27/2022	7/27/2022	3134GV7E2	FMCC 0.500% 01/27/2025	1,250.00
Interest/Dividends	7/28/2022	7/28/2022	3130ANAV2	FHLB 0.550% 01/28/2025	1,045.00
Total					13,782.04

TRANSACTION STATEMENT

As of July 31, 2022



Transaction Type	Trade Date	Settlement Date	Transaction Description	Amount
Custodian Fee				
Custodian Fee	7/26/2022	7/26/2022	Cash Out	(503.58)
Total				(503.58)

STATEMENT DISCLOSURE

As of July 31, 2022



Meeder provides monthly statements for its investment management clients to provide information about the investment portfolio. The information should not be used for audit or confirmation purposes. Please review your custodial statements and report any inaccuracies or discrepancies.

Certain information and data has been supplied by unaffiliated third parties. Although Meeder believes the information is reliable, it cannot warrant the accuracy of information offered by third parties. Market value may reflect prices received from pricing vendors when current market quotations are not available. Prices may not reflect firm bids or offers and may differ from the value at which the security can be sold.

Statements may include positions from unmanaged accounts provided for reporting purposes. Unmanaged accounts are managed directly by the client and are not included in the accounts managed by the investment adviser. This information is provided as a client convenience and the investment adviser assumes no responsibility for performance of these accounts or the accuracy of the data reported.

Investing involves risk. Past performance is no guarantee of future results. Debt and fixed income securities are subject to credit and interest rate risk. The investment return and principal value of an investment will fluctuate so that an investors shares, when redeemed, may be worth more or less than their original cost. Current performance may be lower or higher than the performance data quoted.

Meeder Investment Management is the global brand for the Meeder group of affiliated companies. Investment advisory services are provided through Meeder Public Funds, Inc. Please contact us if you would like to receive a copy of our current ADV disclosure brochure or privacy policy.



Cleveland Public Library 2019A Tax-Exempt Bond Proceeds

Monthly Investment Report
July 31, 2022

Your Investment Representative:

Jim McCourt
(614) 923-1151
jmccourt@meederinvestment.com

For questions about your account please contact your investment representative or contact publicfundsoperations@meederinvestment.com
Dublin, Ohio | Lansing, Michigan | Long Beach, California | Austin, Texas | 866-633-3371 | www.meederpublicfunds.com

PORTFOLIO SUMMARY

As of July 31, 2022

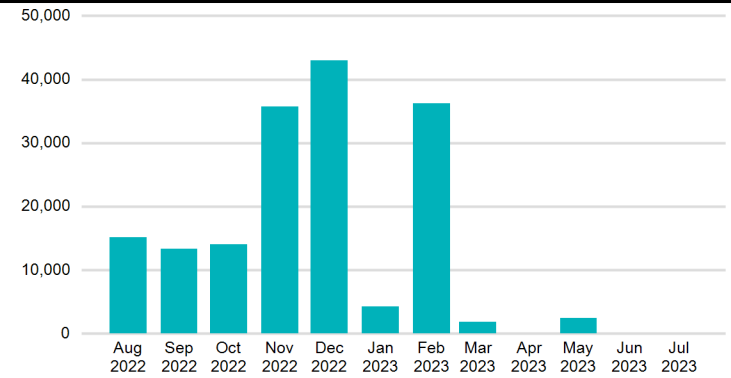
MONTHLY RECONCILIATION

Beginning Book Value	31,627,058.20
Contributions	
Withdrawals	(3,800,000.00)
Prior Month Custodian Fees	(262.30)
Realized Gains/Losses	(4,826.20)
Gross Interest Earnings	9,204.13
Ending Book Value	27,831,173.83

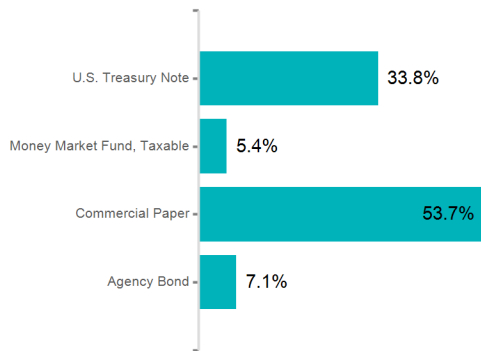
PORTFOLIO CHARACTERISTICS

Portfolio Yield to Maturity	1.07%
Portfolio Effective Duration	0.34 yrs
Weighted Average Maturity	0.34 yrs

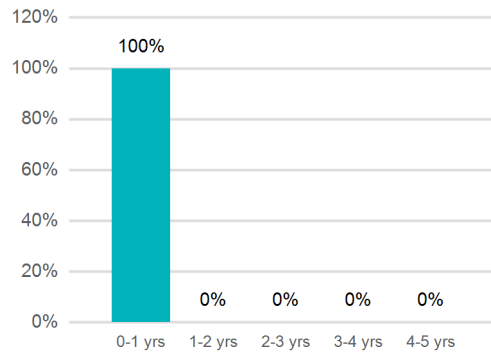
PROJECTED MONTHLY INCOME SCHEDULE



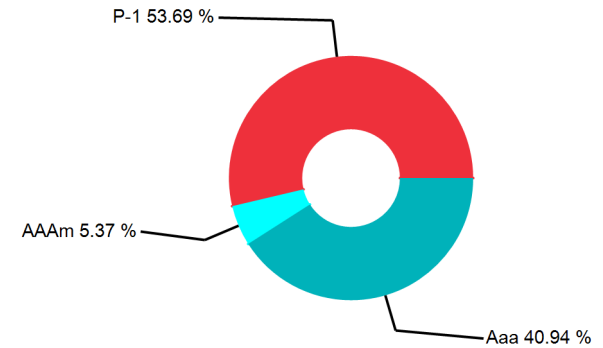
SECTOR ALLOCATION



MATURITY DISTRIBUTION



CREDIT QUALITY



Cleveland Public Library 2019A Tax-Exempt Bond Proceeds

PROJECTED INCOME SCHEDULE

As of July 31, 2022



CUSIP	SECURITY DESCRIPTION	Aug 2022	Sep 2022	Oct 2022	Nov 2022	Dec 2022	Jan 2023	Feb 2023	Mar 2023	Apr 2023	May 2023	Jun 2023	Jul 2023
2254EBMG3	Credit Suisse AG 12/16/2022					39,227							
3130AKJD9	FHLB 0.140% 12/29/2022					3,800							
53948BPA1	Lloyds Bank Corporate Markets PLC 02/10/2023							36,206					
62479MHN6	MUFG Bank, Ltd. 08/22/2022	15,187											
63873KLM7	Natixis 11/21/2022				34,485								
8923A1JG7	Toyota Credit de Puerto Rico Corp. 09/16/2022		12,075										
91282CAR2	UST 0.125% 10/31/2022			14,082									
91282CBG5	UST 0.125% 01/31/2023						4,297						
91282CBU4	UST 0.125% 03/31/2023		1,250						1,875				
91282CCD1	UST 0.125% 05/31/2023				1,250						2,422		
TOTAL		15,187	13,325	14,082	35,735	43,027	4,297	36,206	1,875		2,422		

Cleveland Public Library 2019A Tax-Exempt Bond Proceeds

POSITION STATEMENT

As of July 31, 2022



CUSIP	Security Description	Trade Date/ Settlement Date	Par Value	Principal Cost/ Purchased Interest	Total Cost	Yield at Cost	Maturity/ Duration	Market Price/ Market Value	Unrealized Gain/ (Loss)	% of Assets	Moody's/ S&P Rating
Cash and Cash Equivalents											
31846V567	First American Funds, Inc.	7/29/2022 7/29/2022	\$1,487,492.24	\$1,487,492.24	\$1,487,492.24	1.83%	0.003 0.003	\$1.00 \$1,487,492.24	\$0.00	4.54%	AAAm
STAROHIO	STAR Ohio XX703	7/29/2022 7/29/2022	\$5,075,193.57	\$5,075,193.57	\$5,075,193.57	2.07%	0.003 0.003	\$1.00 \$5,075,193.57	\$0.00	15.48%	AAAm
SubTotal			\$6,562,685.81	\$6,562,685.81	\$6,562,685.81	2.02%		\$6,562,685.81	\$0.00	20.01%	
Agency Bond											
3130AKJD9	FHLB 0.140% 12/29/2022	12/9/2020 12/29/2020	\$2,000,000.00	\$1,997,600.00	\$1,997,600.00	0.20%	0.419 0.416	\$98.97 \$1,979,380.00	(\$18,220.00)	6.04%	Aaa AA+
SubTotal			\$2,000,000.00	\$1,997,600.00	\$1,997,600.00	0.20%		\$1,979,380.00	(\$18,220.00)	6.04%	
Commercial Paper											
62479MHN6	MUFG Bank, Ltd. 08/22/2022	4/20/2022 4/21/2022	\$3,500,000.00	\$3,484,812.92	\$3,484,812.92	1.28%	0.066 0.068	\$99.84 \$3,494,540.00	\$9,727.08	10.66%	P-1 A-1
8923A1JG7	Toyota Credit de Puerto Rico Corp. 09/16/2022	12/17/2021 12/20/2021	\$3,500,000.00	\$3,487,925.00	\$3,487,925.00	0.46%	0.134 0.135	\$99.65 \$3,487,855.00	(\$70.00)	10.64%	P-1 A-1+
63873KLM7	Natixis 11/21/2022	4/25/2022 4/26/2022	\$3,000,000.00	\$2,965,515.00	\$2,965,515.00	2.00%	0.315 0.312	\$99.05 \$2,971,530.00	\$6,015.00	9.06%	P-1 A-1
2254EBMG3	Credit Suisse AG 12/16/2022	5/16/2022 5/17/2022	\$3,000,000.00	\$2,960,772.51	\$2,960,772.51	2.24%	0.384 0.379	\$98.78 \$2,963,370.00	\$2,597.49	9.04%	P-1 A-1
53948BPA1	Lloyds Bank Corporate Markets PLC 02/10/2023	5/17/2022 5/20/2022	\$2,000,000.00	\$1,963,794.44	\$1,963,794.44	2.50%	0.537 0.530	\$98.15 \$1,962,980.00	(\$814.44)	5.99%	P-1 A-1
SubTotal			\$15,000,000.00	\$14,862,819.87	\$14,862,819.87	1.58%		\$14,880,275.00	\$17,455.13	45.38%	
U.S. Treasury Note											
91282CAR2	UST 0.125% 10/31/2022	1/31/2022 2/1/2022	\$3,500,000.00	\$3,488,105.46	\$3,488,105.46	0.58%	0.258 0.257	\$99.42 \$3,479,525.00	(\$8,580.46)	10.61%	Aaa AA+
91282CBG5	UST 0.125% 01/31/2023	6/21/2021 6/22/2021	\$2,000,000.00	\$1,996,953.13	\$1,996,953.13	0.22%	0.510 0.504	\$98.61 \$1,972,180.00	(\$24,773.13)	6.01%	Aaa AA+
91282CBU4	UST 0.125% 03/31/2023	6/3/2021 6/4/2021	\$2,000,000.00	\$1,999,375.00	\$1,999,375.00	0.14%	0.671 0.663	\$98.12 \$1,962,340.00	(\$37,035.00)	5.98%	Aaa AA+

POSITION STATEMENT

As of July 31, 2022



CUSIP	Security Description	Trade Date/ Settlement Date	Par Value	Principal Cost/ Purchased Interest	Total Cost	Yield at Cost	Maturity/ Duration	Market Price/ Market Value	Unrealized Gain/ (Loss)	% of Assets	Moody's/ S&P Rating
91282CCD1	UST 0.125% 05/31/2023	6/3/2021 6/4/2021	\$2,000,000.00	\$1,998,828.13	\$1,998,828.13	0.15%	0.838 0.828	\$97.66 \$1,953,280.00	(\$45,548.13)	5.96%	Aaa AA+
SubTotal			\$9,500,000.00	\$9,483,261.72	\$9,483,261.72	0.33%		\$9,367,325.00	(\$115,936.72)	28.57%	
Grand Total			\$33,062,685.81	\$32,906,367.40	\$32,906,367.40	1.23%		\$32,789,665.81	(\$116,701.59)	100.00%	

TRANSACTION STATEMENT

As of July 31, 2022



Transaction Type	Trade Date	Settlement Date	CUSIP	Security Description	Par Value	Principal Cost	Total Proceeds	Realized Gain/Loss
Maturity								
Maturity	7/7/2022	7/7/2022	987643UY7	Youngstown, City of 1.000% 07/07/2022	590,000.00	594,826.20	590,000.00	(4,826.20)
Total					590,000.00	594,826.20	590,000.00	(4,826.20)

Transaction Type	Payment Date	Settlement Date	CUSIP	Security Description	Interest Received
Interest/Dividends					
Interest/Dividends	7/1/2022	7/1/2022	31846V567	First American Funds, Inc.	3,304.13
Interest/Dividends	7/7/2022	7/7/2022	987643UY7	Youngstown, City of 1.000% 07/07/2022	5,900.00
Total					9,204.13

Transaction Type	Trade Date	Settlement Date	Transaction Description	Amount
Custodian Fee				
Custodian Fee	7/26/2022	7/26/2022	Cash Out	(262.30)
Total				(262.30)

Withdrawal				
Withdrawal	7/5/2022	7/5/2022	Cash Out	(3,800,000.00)
Total				(3,800,000.00)

STATEMENT DISCLOSURE

As of July 31, 2022



Meeder provides monthly statements for its investment management clients to provide information about the investment portfolio. The information should not be used for audit or confirmation purposes. Please review your custodial statements and report any inaccuracies or discrepancies.

Certain information and data has been supplied by unaffiliated third parties. Although Meeder believes the information is reliable, it cannot warrant the accuracy of information offered by third parties. Market value may reflect prices received from pricing vendors when current market quotations are not available. Prices may not reflect firm bids or offers and may differ from the value at which the security can be sold.

Statements may include positions from unmanaged accounts provided for reporting purposes. Unmanaged accounts are managed directly by the client and are not included in the accounts managed by the investment adviser. This information is provided as a client convenience and the investment adviser assumes no responsibility for performance of these accounts or the accuracy of the data reported.

Investing involves risk. Past performance is no guarantee of future results. Debt and fixed income securities are subject to credit and interest rate risk. The investment return and principal value of an investment will fluctuate so that an investors shares, when redeemed, may be worth more or less than their original cost. Current performance may be lower or higher than the performance data quoted.

Meeder Investment Management is the global brand for the Meeder group of affiliated companies. Investment advisory services are provided through Meeder Public Funds, Inc. Please contact us if you would like to receive a copy of our current ADV disclosure brochure or privacy policy.



Cleveland Public Library 2019B Taxable Bond Proceeds

Monthly Investment Report
July 31, 2022

Your Investment Representative:

Jim McCourt
(614) 923-1151
jmccourt@meederinvestment.com

For questions about your account please contact your investment representative or contact publicfundsoperations@meederinvestment.com
Dublin, Ohio | Lansing, Michigan | Long Beach, California | Austin, Texas | 866-633-3371 | www.meederpublicfunds.com

PORTFOLIO SUMMARY

As of July 31, 2022



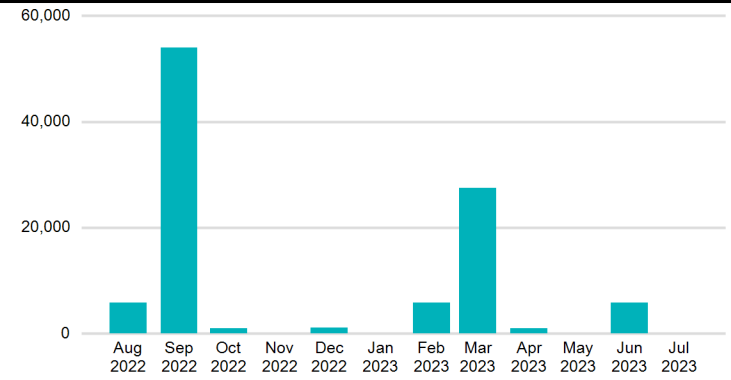
MONTHLY RECONCILIATION

Beginning Book Value	9,275,572.23
Contributions	
Withdrawals	
Prior Month Custodian Fees	(76.35)
Realized Gains/Losses	
Gross Interest Earnings	72.22
Ending Book Value	9,275,568.10

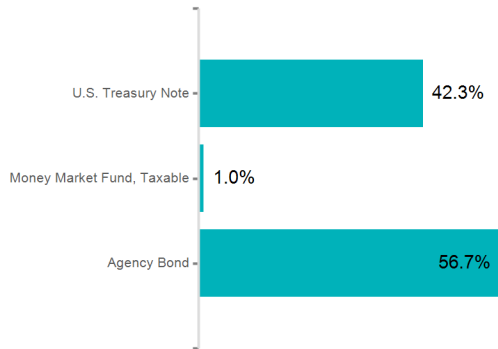
PORTFOLIO CHARACTERISTICS

Portfolio Yield to Maturity	1.12%
Portfolio Effective Duration	0.80 yrs
Weighted Average Maturity	0.82 yrs

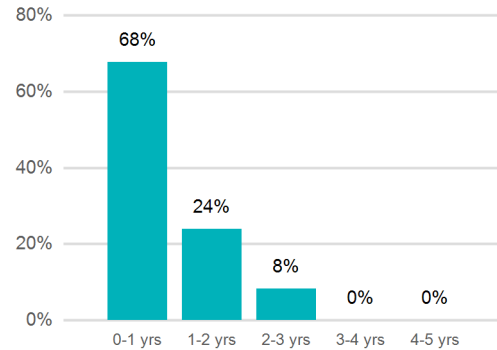
PROJECTED MONTHLY INCOME SCHEDULE



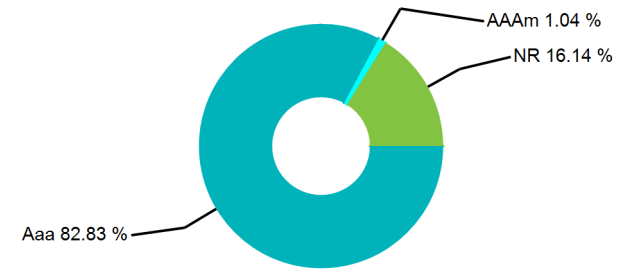
SECTOR ALLOCATION



MATURITY DISTRIBUTION



CREDIT QUALITY



Cleveland Public Library 2019B Taxable Bond Proceeds

PROJECTED INCOME SCHEDULE

As of July 31, 2022



CUSIP	SECURITY DESCRIPTION	Aug 2022	Sep 2022	Oct 2022	Nov 2022	Dec 2022	Jan 2023	Feb 2023	Mar 2023	Apr 2023	May 2023	Jun 2023	Jul 2023
3130AGWK7	FHLB 1.500% 08/15/2024	5,813						5,813					
3133EMBS0	FFCB 0.200% 10/02/2023			1,000						1,000			
3135G0W33	FNMA 1.375% 09/06/2022		31,510										
31422BXH8	AGM 0.850% 03/20/2023		6,375						6,375				
912828Q29	UST 1.500% 03/31/2023		7,500						12,578				
912828T26	UST 1.375% 09/30/2023		8,594						8,594				
91282CCK5	UST 0.125% 06/30/2023					1,063						5,777	
TOTAL		5,813	53,979	1,000		1,063		5,813	27,547	1,000		5,777	

POSITION STATEMENT

As of July 31, 2022

CUSIP	Security Description	Trade Date/ Settlement Date	Par Value	Principal Cost/ Purchased Interest	Total Cost	Yield at Cost	Maturity/ Duration	Market Price/ Market Value	Unrealized Gain/ (Loss)	% of Assets	Moody's/ S&P Rating
Cash and Cash Equivalents											
31846V567	First American Funds, Inc.	7/29/2022 7/29/2022	\$95,121.01	\$95,121.01	\$95,121.01	1.83%	0.003 0.003	\$1.00 \$95,121.01	\$0.00	1.04%	AAAm
SubTotal			\$95,121.01	\$95,121.01	\$95,121.01	1.83%		\$95,121.01	\$0.00	1.04%	
Agency Bond											
3135G0W33	FNMA 1.375% 09/06/2022	9/10/2019 9/11/2019	\$2,000,000.00	\$1,982,240.00	\$1,982,240.00	1.68%	0.107 0.108	\$99.91 \$1,998,120.00	\$15,880.00	21.79%	Aaa AA+
31422BXH8	AGM 0.850% 03/20/2023	3/25/2020 3/27/2020	\$1,500,000.00	\$1,500,000.00	\$1,500,000.00	0.85%	0.641 0.631	\$98.64 \$1,479,570.00	(\$20,430.00)	16.14%	
3133EMBS0	FFCB 0.200% 10/02/2023	10/5/2020 10/6/2020	\$1,000,000.00	\$998,190.00	\$998,190.00	0.26%	1.178 1.161	\$96.90 \$969,020.00	(\$29,170.00)	10.57%	Aaa AA+
3130AGWK7	FHLB 1.500% 08/15/2024	9/26/2019 9/27/2019	\$775,000.00	\$771,187.00	\$771,187.00	1.61%	2.049 1.982	\$97.13 \$752,742.00	(\$18,445.00)	8.21%	Aaa AA+
SubTotal			\$5,275,000.00	\$5,251,617.00	\$5,251,617.00	1.17%		\$5,199,452.00	(\$52,165.00)	56.71%	
U.S. Treasury Note											
912828Q29	UST 1.500% 03/31/2023	9/18/2019 9/19/2019	\$1,000,000.00	\$994,921.88	\$994,921.88	1.65%	0.671 0.660	\$99.04 \$990,350.00	(\$4,571.88)	10.80%	Aaa AA+
91282CCK5	UST 0.125% 06/30/2023	6/24/2021 6/30/2021	\$1,700,000.00	\$1,695,285.16	\$1,695,285.16	0.26%	0.921 0.908	\$97.44 \$1,656,446.00	(\$38,839.16)	18.07%	Aaa AA+
912828T26	UST 1.375% 09/30/2023	10/25/2019 10/28/2019	\$1,250,000.00	\$1,238,623.05	\$1,238,623.05	1.62%	1.173 1.147	\$98.21 \$1,227,587.50	(\$11,035.55)	13.39%	Aaa AA+
SubTotal			\$3,950,000.00	\$3,928,830.09	\$3,928,830.09	1.05%		\$3,874,383.50	(\$54,446.59)	42.26%	
Grand Total			\$9,320,121.01	\$9,275,568.10	\$9,275,568.10	1.12%		\$9,168,956.51	(\$106,611.59)	100.00%	

TRANSACTION STATEMENT

As of July 31, 2022



Transaction Type	Payment Date	Settlement Date	CUSIP	Security Description	Interest Received
Interest/Dividends					
Interest/Dividends	7/1/2022	7/1/2022	31846V567	First American Funds, Inc.	72.22
Total					72.22

Transaction Type	Trade Date	Settlement Date	Transaction Description	Amount
Custodian Fee				
Custodian Fee	7/26/2022	7/26/2022	Cash Out	(76.35)
Total				(76.35)

STATEMENT DISCLOSURE

As of July 31, 2022



Meeder provides monthly statements for its investment management clients to provide information about the investment portfolio. The information should not be used for audit or confirmation purposes. Please review your custodial statements and report any inaccuracies or discrepancies.

Certain information and data has been supplied by unaffiliated third parties. Although Meeder believes the information is reliable, it cannot warrant the accuracy of information offered by third parties. Market value may reflect prices received from pricing vendors when current market quotations are not available. Prices may not reflect firm bids or offers and may differ from the value at which the security can be sold.

Statements may include positions from unmanaged accounts provided for reporting purposes. Unmanaged accounts are managed directly by the client and are not included in the accounts managed by the investment adviser. This information is provided as a client convenience and the investment adviser assumes no responsibility for performance of these accounts or the accuracy of the data reported.

Investing involves risk. Past performance is no guarantee of future results. Debt and fixed income securities are subject to credit and interest rate risk. The investment return and principal value of an investment will fluctuate so that an investors shares, when redeemed, may be worth more or less than their original cost. Current performance may be lower or higher than the performance data quoted.

Meeder Investment Management is the global brand for the Meeder group of affiliated companies. Investment advisory services are provided through Meeder Public Funds, Inc. Please contact us if you would like to receive a copy of our current ADV disclosure brochure or privacy policy.