

**CLEVELAND PUBLIC LIBRARY**

**Board Meeting**

**REPORT ON INVESTMENTS – August 2022**

**1. INTERIM DEPOSITS**

In accordance with *Ohio Revised Code* Section 135.14, funds that become available periodically throughout the fiscal year are invested in short-term investments known as interim deposits. The investments are in securities that provide the highest interest rate consistent with the highest degree of safety. Other balances are invested in US Treasury issues, agency issues, municipal bonds, commercial paper, and negotiable certificates of deposit as managed by Meeder Investment Management, STAR Ohio, Government Insured Deposit Program (replaced the STAR Plus program), and a federal money market fund.

Following is a description of interim deposit earnings for the period August 1, 2022 through August 31, 2022.

<u>Investment Period</u>	<u>No. of Days</u>	<u>Amount</u>	<u>Bank</u>	<u>Interest Rate</u>	<u>Investment Income</u>	<u>Investment Form</u>
<b>OPERATING FUND:</b>						
08/01/22 - 08/31/22	31	Various	STAR Ohio	Various	31,163.44	Investment Pool
08/01/22 - 08/31/22	31	Various	Government Insured Deposit Program	Various	0.00	Bank Deposit Program
08/01/22 - 08/31/22	31	Various	U.S. Bank	Various	482.85	Sweep Money Market
11/22/21 - 08/16/22	268	540,000	Natixis	0.301%	1,201.50	Commercial Paper
01/31/22 - 08/26/22	208	750,000	Credit Agricole Corporate and Investment Bank	0.501%	2,156.25	Commercial Paper
02/17/22 - 08/17/22	182	500,000	Federal Farm Credit Bank	0.590%	1,475.00	Federal Agency
02/18/22 - 08/18/22	182	1,000,000	Federal Home Loan Bank	0.500%	2,500.00	Federal Agency
02/24/22 - 08/24/22	182	500,000	Federal Home Loan Mortgage Corp.	0.250%	625.00	Federal Agency
02/25/22 - 08/25/22	182	500,000	Farmer Mac	0.690%	1,725.00	Federal Agency
02/25/22 - 08/25/22	182	500,000	Federal National Mortgage Assn.	0.550%	1,375.00	Federal Agency
06/30/22 - 07/30/22	31	249,000	Nicolet National Bank	1.150%	243.20	Negotiable CD
06/30/22 - 07/30/22	31	245,000	Partners Bank	0.350%	70.48	Negotiable CD
06/30/22 - 07/30/22	31	249,000	Celtic Bank	1.850%	378.62	Negotiable CD
07/01/22 - 08/01/22	32	100,000	Live Oak Banking Co.	1.800%	152.88	Negotiable CD
02/07/22 - 08/07/22	182	249,000	Texas Capital Bank NA	0.300%	370.43	Negotiable CD
07/11/22 - 08/11/22	32	249,000	First Internet Bank of Indiana	0.850%	179.76	Negotiable CD
02/12/22 - 08/12/22	182	249,000	TIAA FSB Jacksonville FL	0.200%	246.95	Negotiable CD
07/13/22 - 08/13/22	32	249,000	Enerbank USA	1.800%	380.66	Negotiable CD
07/17/22 - 08/17/22	32	249,000	Wells Fargo National Bank West	1.900%	401.81	Negotiable CD
07/18/22 - 08/18/22	32	225,000	Wells Fargo Bank NA	1.950%	372.64	Negotiable CD
07/18/22 - 08/18/22	32	249,000	Congressional Bank	0.200%	42.30	Negotiable CD
07/21/22 - 08/21/22	32	249,000	SeviFirst Bank	1.600%	338.37	Negotiable CD
02/23/22 - 08/23/22	182	247,000	Raymond James Financial, Inc.	1.950%	2,388.46	Negotiable CD

<u>Investment Period</u>	<u>No. of Days</u>	<u>Amount</u>	<u>Bank</u>	<u>Interest Rate</u>	<u>Investment Income</u>	<u>Investment Form</u>
07/26/22 - 08/26/22	32	249,000	Axos Bank	1.650%	348.94	Negotiable CD
07/27/22 - 08/27/22	32	249,000	Comenity Capital Bank	2.500%	528.70	Negotiable CD
07/30/22 - 08/30/22	32	249,000	Nicolet National Bank	1.150%	243.20	Negotiable CD
07/30/22 - 08/30/22	32	245,000	Partners Bank	0.350%	72.83	Negotiable CD
07/30/22 - 08/30/22	32	249,000	Celtic Bank	1.850%	391.24	Negotiable CD
01/31/22 - 07/31/22	182	1,250,000	United States Treasury Note	0.375%	2,343.75	Treasury Security
05/10/22 - 07/31/22	83	245,000	United States Treasury Note	1.500%	832.46	Treasury Security
01/31/22 - 07/31/22	182	1,025,000	United States Treasury Note	0.125%	640.63	Treasury Security
02/15/22 - 08/15/22	182	500,000	United States Treasury Note	0.125%	312.50	Treasury Security
02/15/22 - 08/15/22	182	500,000	United States Treasury Note	0.375%	937.50	Treasury Security
02/28/22 - 08/31/22	185	750,000	United States Treasury Note	0.500%	1,875.00	Treasury Security
02/28/22 - 08/31/22	185	500,000	United States Treasury Note	0.750%	1,875.00	Treasury Security

Earned Interest August 2022 \$ 58,672.35  
 Earned Interest Year To Date \$ 322,797.55

**SERIES 2019A TAX-EXEMPT NOTES:**

08/01/22 - 08/31/22	31	Various	STAR Ohio	Various	9,062.18	Investment Pool
08/01/22 - 08/31/22	31	Various	U.S. Bank	Various	2,135.16	Sweep Money Market
04/21/22 - 08/22/22	124	3,500,000	MUFG Bank, Ltd.	1.276%	15,187.08	Commercial Paper
01/31/22 - 07/31/22	182	2,000,000	United States Treasury Note	0.125%	1,250.00	Treasury Security

Earned Interest August 2022 \$ 27,634.42  
 Earned Interest Year To Date \$ 117,802.87

**SERIES 2019B TAXABLE NOTES:**

08/01/22 - 08/31/22	31	Various	U.S. Bank	Various	110.99	Sweep Money Market
02/15/22 - 08/15/22	182	775,000	Federal Home Loan Bank	1.500%	5,812.50	Federal Agency

Earned Interest August 2022 \$ 5,923.49  
 Earned Interest Year To Date \$ 50,154.06

**NOTE RETIREMENT FUND:**

08/01/22 - 08/31/22	31	Various	Huntington National Bank	Various	1,277.18	Sweep Money Market
---------------------	----	---------	--------------------------	---------	----------	--------------------

Earned Interest August 2022 \$ 1,277.18  
 Earned Interest Year To Date \$ 2,996.22

<u>Investment Period</u>	<u>No. of Days</u>	<u>Amount</u>	<u>Bank</u>	<u>Interest Rate</u>	<u>Investment Income</u>	<u>Investment Form</u>
<b>ESCROW ACCOUNT:</b>						
08/01/22 - 08/31/22	31	Various	Huntington National Bank	Various	9.22	Money Market
				Earned Interest August 2022	\$ 9.22	
				Earned Interest Year To Date	\$ 23.87	
				<b>Earned Interest August 2022--All Funds</b>	<b>\$ 93,516.66</b>	
				<b>Earned Interest Year To Date--All Funds</b>	<b>\$ 493,774.57</b>	



## **Cleveland Public Library Operating Account**

Monthly Investment Report  
August 31, 2022

**Your Investment Representative:**

Jim McCourt  
(614) 923-1151  
[jmccourt@meederinvestment.com](mailto:jmccourt@meederinvestment.com)

For questions about your account please contact your investment representative or contact [publicfundsoperations@meederinvestment.com](mailto:publicfundsoperations@meederinvestment.com)  
**Dublin, Ohio | Lansing, Michigan | Long Beach, California | Austin, Texas | 866-633-3371 | [www.meederpublicfunds.com](http://www.meederpublicfunds.com)**

**PORTFOLIO SUMMARY**

As of August 31, 2022



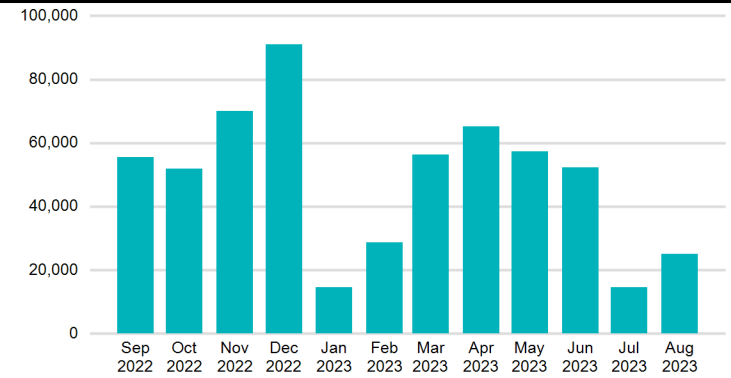
**MONTHLY RECONCILIATION**

<b>Beginning Book Value</b>	<b>62,924,850.92</b>
Contributions	
Withdrawals	
Prior Month Custodian Fees	(506.33)
Realized Gains/Losses	3,357.75
Purchased Interest	(1,712.00)
Gross Interest Earnings	25,156.20
<b>Ending Book Value</b>	<b>62,951,146.54</b>

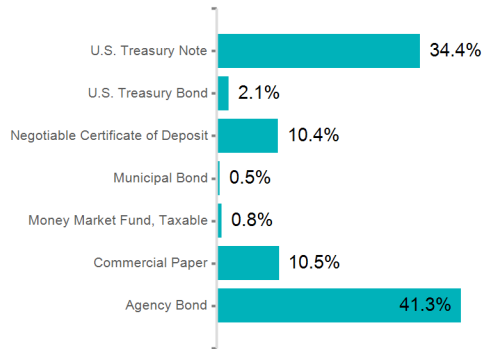
**PORTFOLIO CHARACTERISTICS**

Portfolio Yield to Maturity	1.18%
Portfolio Effective Duration	2.13 yrs
Weighted Average Maturity	2.23 yrs

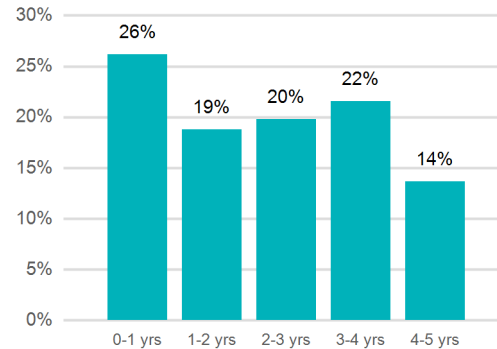
**PROJECTED MONTHLY INCOME SCHEDULE**



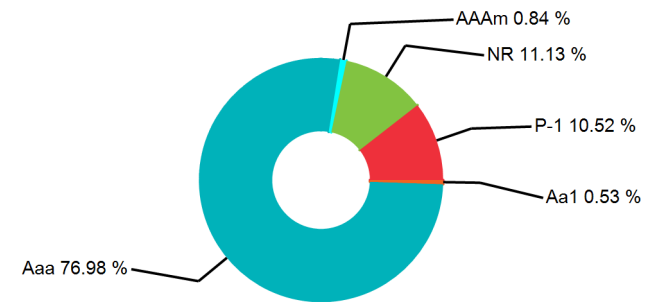
**SECTOR ALLOCATION**



**MATURITY DISTRIBUTION**



**CREDIT QUALITY**



Cleveland Public Library Operating Account

**PROJECTED INCOME SCHEDULE**

As of August 31, 2022



CUSIP	SECURITY DESCRIPTION	Sep 2022	Oct 2022	Nov 2022	Dec 2022	Jan 2023	Feb 2023	Mar 2023	Apr 2023	May 2023	Jun 2023	Jul 2023	Aug 2023
02589ABQ4	American Express National Bank 2.000% 03/09/2027	2,490						2,450					
05465DAK4	Axos Bank 1.650% 03/26/2024	349	338	349	338	349	349	315	349	338	349	338	349
05580ATH7	BMW Bank of North America 1.800% 11/29/2022			2,597									
06251A2E9	Bank Hapoalim B.M. 0.300% 09/14/2023	377						370					
06366HL13	Bank of Montreal 11/01/2022			3,771									
09659CK72	BNP Paribas 10/07/2022		1,167										
13607FKR6	Canadian Imperial Holdings Inc. 10/25/2022		4,450										
14042RLP4	Capital One, National Association 2.650% 05/22/2024			3,286						3,233			
14042TAP2	Capital One Bank (Usa), National Association 2.650% 05/22/2024			3,286						3,233			
15118RRH2	Celtic Bank Corporation 1.850% 08/30/2024	391	379	391	379	391	366	379	391	379	391	379	391
20033AZ58	Comenity Capital Bank 2.500% 06/27/2024	529	512	529	512	529	529	478	529	512	529	512	529
20726ACE6	Congressional Bank 0.200% 09/19/2022	168											
29278TLF5	EnerBank USA 1.800% 09/13/2023	381	368	381	368	381	381	344	381	368	381	368	381
3130A3VC5	FHLB 2.250% 12/08/2023				11,250						11,250		
3130AB3H7	FHLB 2.375% 03/08/2024	5,938						5,938					
3130AJLH0	FHLB 0.920% 05/19/2026			3,335						3,335			
3130AK6G6	FHLB 0.390% 09/23/2024	1,580						1,580					
3130AKVV5	FHLB 0.500% 02/18/2026						2,500						2,500
3130ALZ23	FHLB 0.800% 04/28/2025		1,100						1,100				
3130AMNX6	FHLB 1.020% 06/10/2026				3,494						3,494		
3130ANAV2	FHLB 0.550% 01/28/2025					1,045						1,045	

Cleveland Public Library Operating Account

**PROJECTED INCOME SCHEDULE**

As of August 31, 2022



CUSIP	SECURITY DESCRIPTION	Sep 2022	Oct 2022	Nov 2022	Dec 2022	Jan 2023	Feb 2023	Mar 2023	Apr 2023	May 2023	Jun 2023	Jul 2023	Aug 2023
3130ANVB3	FHLB 0.800% 09/17/2025	1,800						1,800					
3130ANYN4	FHLB 1.000% 09/30/2026	2,500						2,500					
3130ANZ60	FHLB 0.500% 06/27/2025	938			938			938			1,125		
3130AP3C7	FHLB 1.100% 09/30/2026	3,300						3,300					
3130APFS9	FHLB 1.050% 10/28/2026		3,596						3,596				
3130APW43	FHLB 1.500% 12/02/2026				3,750						3,750		
3133EK6J0	FFCB 1.625% 11/08/2024			4,063						4,063			
3133ELH80	FFCB 0.680% 06/10/2025				2,550						2,550		
3133EMBD3	FFCB 0.360% 09/24/2024	1,800						1,800					
3133EMNG3	FFCB 0.230% 01/19/2024					661						661	
3133EMQX3	FFCB 0.590% 02/17/2026						1,475						1,475
3133EMWV0	FFCB 0.350% 04/22/2024		2,625						2,625				
3133EMXS6	FFCB 0.720% 04/28/2025		6,300						6,300				
3133EMZW5	FFCB 0.730% 05/19/2025			1,150						1,150			
3133ENG87	FFCB 2.920% 08/17/2027						9,198						9,198
3133ENTK6	FFCB 2.51% 04/01/25		6,275						6,275				
3133ENV9	FFCB 2.875% 04/26/2027		4,313						4,313				
3134GV7E2	FMCC 0.500% 01/27/2025					1,250						1,250	
3134GW4B9	FMCC 0.500% 10/29/2025		1,250						1,250				
3134GW4C7	FMCC 0.800% 10/27/2026		2,120						2,120				
3134GWUS3	FMCC 0.400% 09/24/2024	2,000						2,000					
3134GWXC5	FMCC 0.350% 03/29/2024	1,750						1,750					
3134GWZG4	FMCC 0.600% 10/20/2025		1,950						1,950				
3134GWZV1	FMCC 0.650% 10/22/2025		1,333						1,333				
3134GXAY0	FMCC 0.300% 11/13/2023			750						750			

Cleveland Public Library Operating Account

**PROJECTED INCOME SCHEDULE**

As of August 31, 2022



CUSIP	SECURITY DESCRIPTION	Sep 2022	Oct 2022	Nov 2022	Dec 2022	Jan 2023	Feb 2023	Mar 2023	Apr 2023	May 2023	Jun 2023	Jul 2023	Aug 2023
3134GXFV1	FMCC 0.625% 12/17/2025				1,563						1,563		
3135GA2Z3	FNMA 0.560% 11/17/2025			1,470						1,470			
3136G45C3	FNMA 0.540% 10/27/2025		1,350						1,350				
3136G4J95	FNMA 0.550% 08/25/2025						1,375						1,375
3137EAES4	FMCC 0.250% 06/26/2023				625						1,060		
3137EAEV7	FMCC 0.250% 08/24/2023						625						1,135
3137EAEX3	FMCC 0.375% 09/23/2025	1,688						1,688					
31422XBN1	AGM 0.690% 02/25/2026						1,725						1,725
32056GDH0	First Internet Bancorp 0.850% 05/13/2024	180	174	180	174	180	180	162	180	174	180	174	180
38149MAZ6	Goldman Sachs Bank USA Holdings LLC 2.700% 06/05/2024				3,330						3,312		
44329ME33	HSBC Bank USA, National Association 1.300% 05/07/2025			1,625						1,599			
46640QM99	J.P. Morgan Securities LLC 12/09/2022				10,973								
538036HC1	Live Oak Banking Company 1.800% 12/11/2023	153	148	153	148	153	153	138	153	148	153	148	153
53948BL80	Lloyds Bank Corporate Markets PLC 11/08/2022			5,292									
61760AE88	Morgan Stanley Private Bank, National Association 2.700% 06/06/2024				3,330						3,312		
62479MMP5	MUFG Bank, Ltd. 12/23/2022				6,415								
62479MRL9	MUFG Bank, Ltd. 04/20/2023								18,412				
63873KMG9	Natixis 12/16/2022				11,835								
63873KML8	Natixis 12/20/2022				13,324								
654062JR0	Nicolet National Bank 1.150% 03/28/2024	235	243	235	243	243	220	243	235	243	235	243	
6775228B3	Ohio, State of 0.350% 05/01/2023			569						569			



Cleveland Public Library Operating Account

**PROJECTED INCOME SCHEDULE**

As of August 31, 2022



CUSIP	SECURITY DESCRIPTION	Sep 2022	Oct 2022	Nov 2022	Dec 2022	Jan 2023	Feb 2023	Mar 2023	Apr 2023	May 2023	Jun 2023	Jul 2023	Aug 2023
70212VAA6	Partners Bank 0.350% 06/30/2023	73	70	73	70	73	68	70	73	70	624		
732329BD8	Ponce Bank 3.500% 09/15/2027		1,433	1,480	1,433	1,480	1,480	1,337	1,480	1,433	1,480	1,433	1,480
75472RAD3	Raymond James Bank, National Association 1.950% 08/23/2023						2,428						2,882
7954502H7	Sallie Mae Bank 2.800% 04/17/2024		1,544						1,536				
81768PAF3	ServisFirst Bank 1.600% 02/21/2023	338	327	338	327	338	836						
856285SN2	State Bank of India 1.900% 01/22/2025					2,347						2,347	
87165E2M8	Synchrony Bank 1.250% 04/24/2025		1,554						1,546				
87270LDK6	TIAA, FSB 0.200% 02/12/2024						251						247
88224PLY3	Texas Capital Bank 0.300% 02/07/2023						750						
88413QCN6	Third Federal Savings and Loan Association of Cleveland 0.750% 05/21/2024			941						926			
89235MPB1	Toyota Financial Savings Bank 3.600% 09/09/2027							8,748					
9128283P3	UST 2.250% 12/31/2024				5,625						5,625		
912828Q29	UST 1.500% 03/31/2023	11,475						13,273					
912828U24	UST 2.000% 11/15/2026			7,950						7,950			
912828X88	UST 2.375% 05/15/2027			11,400						11,400			
912828Z29	UST 1.500% 01/15/2023					527							
912828Z78	UST 1.500% 01/31/2027					1,838						1,838	
912828ZH6	UST 0.250% 04/15/2023		1,250						2,422				
912828ZT0	UST 0.250% 05/31/2025			2,188						2,188			
91282CAF8	UST 0.125% 08/15/2023						313						1,152
91282CAM3	UST 0.250% 09/30/2025	581						581					

Cleveland Public Library Operating Account

**PROJECTED INCOME SCHEDULE**

As of August 31, 2022



CUSIP	SECURITY DESCRIPTION	Sep 2022	Oct 2022	Nov 2022	Dec 2022	Jan 2023	Feb 2023	Mar 2023	Apr 2023	May 2023	Jun 2023	Jul 2023	Aug 2023
91282CAP6	UST 0.125% 10/15/2023		625						625				
91282CAT8	UST 0.250% 10/31/2025		938						938				
91282CAW1	UST 0.250% 11/15/2023			850						850			
91282CAZ4	UST 0.375% 11/30/2025			1,406						1,406			
91282CBC4	UST 0.375% 12/31/2025				1,406						1,406		
91282CBH3	UST 0.375% 01/31/2026					2,344						2,344	
91282CBQ3	UST 0.500% 02/28/2026						1,875						
91282CBT7	UST 0.750% 03/31/2026	4,688						4,688					
91282CCJ8	UST 0.875% 06/30/2026				2,188						2,188		
91282CCK5	UST 0.125% 06/30/2023				750						4,125		
91282CCN9	UST 0.125% 07/31/2023					641						2,482	
91282CCT6	UST 0.375% 08/15/2024						938						938
91282CCW9	UST 0.750% 08/31/2026						1,875						
91282CCZ2	UST 0.875% 09/30/2026	2,188						2,188					
91282CDA6	UST 0.250% 09/30/2023	1,250						1,250					
91282CDB4	UST 0.625% 10/15/2024		1,563						1,563				
91282CEF4	UST 2.500% 03/31/2027	5,688						5,688					
91282CEN7	UST 2.750% 04/30/2027		3,369						3,369				
91282CET4	UST 2.625% 05/31/2027			10,631						10,631			
91282CEW7	UST 3.250% 06/30/2027				4,323						4,323		
949495AQ8	Wells Fargo National Bank West 1.900% 01/17/2023	402	389	402	389	838							
949763M78	Wells Fargo Bank, National Association 1.950% 10/18/2024	373	361	373	361	373	373	337	373	361	373	361	373
<b>TOTAL</b>		<b>55,599</b>	<b>53,412</b>	<b>71,443</b>	<b>92,408</b>	<b>15,979</b>	<b>30,261</b>	<b>66,329</b>	<b>66,764</b>	<b>58,776</b>	<b>53,776</b>	<b>15,921</b>	<b>26,462</b>

**POSITION STATEMENT**

As of August 31, 2022



CUSIP	Security Description	Trade Date/ Settlement Date	Par Value	Principal Cost/ Purchased Interest	Total Cost	Yield at Cost	Maturity/ Duration	Market Price/ Market Value	Unrealized Gain/ (Loss)	% of Assets	Moody's/ S&P Rating
<b>Cash and Cash Equivalents</b>											
31846V567	First American Funds, Inc.	8/31/2022 8/31/2022	\$505,964.66	\$505,964.66	\$505,964.66	2.01%	0.003 0.003	\$1.00 \$505,964.66	\$0.00	0.62%	AAAm
STAROHIO	STAR Ohio XX688	8/31/2022 8/31/2022	\$21,270,238.52	\$21,270,238.52	\$21,270,238.52	2.36%	0.003 0.003	\$1.00 \$21,270,238.52	\$0.00	26.15%	AAAm
<b>SubTotal</b>			<b>\$21,776,203.18</b>	<b>\$21,776,203.18</b>	<b>\$21,776,203.18</b>	<b>2.35%</b>		<b>\$21,776,203.18</b>	<b>\$0.00</b>	<b>26.77%</b>	
<b>Agency Bond</b>											
3137EAES4	FMCC 0.250% 06/26/2023	8/26/2020 8/28/2020	\$500,000.00	\$499,565.00	\$499,565.00	0.28%	0.819 0.806	\$97.45 \$487,260.00	(\$12,305.00)	0.60%	Aaa AA+
3137EAEV7	FMCC 0.250% 08/24/2023	8/19/2020 8/21/2020	\$500,000.00	\$499,490.00	\$499,490.00	0.28%	0.981 0.965	\$96.80 \$484,010.00	(\$15,480.00)	0.60%	Aaa AA+
3134GXAY0	FMCC 0.300% 11/13/2023	11/12/2020 11/13/2020	\$500,000.00	\$499,625.00	\$499,625.00	0.33%	1.203 1.181	\$96.14 \$480,715.00	(\$18,910.00)	0.59%	Aaa AA+
3130A3VC5	FHLB 2.250% 12/08/2023	3/24/2022 3/25/2022	\$1,000,000.00	\$1,002,370.00	\$1,002,370.00	2.11%	1.271 1.234	\$98.37 \$983,670.00	(\$18,700.00)	1.21%	Aaa AA+
3133EMNG3	FFCB 0.230% 01/19/2024	2/18/2021 2/19/2021	\$575,000.00	\$575,316.25	\$575,316.25	0.21%	1.386 1.362	\$95.62 \$549,838.00	(\$25,478.25)	0.68%	Aaa AA+
3130AB3H7	FHLB 2.375% 03/08/2024	4/25/2019 4/29/2019	\$500,000.00	\$499,765.00	\$499,765.00	2.38%	1.521 1.460	\$98.26 \$491,310.00	(\$8,455.00)	0.60%	Aaa AA+
3134GWXC5	FMCC 0.350% 03/29/2024	10/21/2020 10/23/2020	\$1,000,000.00	\$999,500.00	\$999,500.00	0.36%	1.578 1.544	\$94.80 \$947,990.00	(\$51,510.00)	1.17%	Aaa AA+
3133EMWV0	FFCB 0.350% 04/22/2024	4/26/2021 4/27/2021	\$1,500,000.00	\$1,500,000.00	\$1,500,000.00	0.35%	1.644 1.612	\$95.23 \$1,428,390.00	(\$71,610.00)	1.76%	Aaa AA+
3130AK6G6	FHLB 0.390% 09/23/2024	9/29/2020 9/30/2020	\$810,000.00	\$809,068.50	\$809,068.50	0.42%	2.066 2.015	\$93.36 \$756,183.60	(\$52,884.90)	0.93%	Aaa AA+
3134GWUS3	FMCC 0.400% 09/24/2024	9/17/2020 9/24/2020	\$1,000,000.00	\$999,950.00	\$999,950.00	0.40%	2.068 2.020	\$93.46 \$934,640.00	(\$65,310.00)	1.15%	Aaa AA+
3133EMBD3	FFCB 0.360% 09/24/2024	9/24/2020 9/29/2020	\$1,000,000.00	\$998,750.00	\$998,750.00	0.39%	2.068 2.019	\$93.39 \$933,850.00	(\$64,900.00)	1.15%	Aaa AA+
3133EK6J0	FFCB 1.625% 11/08/2024	11/1/2019 11/8/2019	\$500,000.00	\$499,615.00	\$499,615.00	1.64%	2.192 2.114	\$96.22 \$481,115.00	(\$18,500.00)	0.59%	Aaa AA+
3134GV7E2	FMCC 0.500% 01/27/2025	7/8/2020 7/27/2020	\$500,000.00	\$498,600.00	\$498,600.00	0.56%	2.411 2.349	\$92.62 \$463,110.00	(\$35,490.00)	0.57%	Aaa AA+

Cleveland Public Library Operating Account

**POSITION STATEMENT**

As of August 31, 2022



CUSIP	Security Description	Trade Date/ Settlement Date	Par Value	Principal Cost/ Purchased Interest	Total Cost	Yield at Cost	Maturity/ Duration	Market Price/ Market Value	Unrealized Gain/ (Loss)	% of Assets	Moody's/ S&P Rating
3130ANAV2	FHLB 0.550% 01/28/2025	5/26/2022 5/27/2022	\$380,000.00	\$359,062.00	\$359,062.00	2.70%	2.414 2.356	\$93.05 \$353,586.20	(\$5,475.80)	0.43%	Aaa AA+
3133ENTK6	FFCB 2.51% 04/01/25	3/25/2022 4/1/2022	\$500,000.00	\$498,975.00	\$498,975.00	2.58%	2.586 2.449	\$97.55 \$487,765.00	(\$11,210.00)	0.60%	Aaa AA+
3130ALZ23	FHLB 0.800% 04/28/2025	4/7/2021 4/28/2021	\$275,000.00	\$275,000.00	\$275,000.00	0.80%	2.660 2.566	\$92.50 \$254,364.00	(\$20,636.00)	0.31%	Aaa AA+
3133EMXS6	FFCB 0.720% 04/28/2025	4/26/2021 4/28/2021	\$1,750,000.00	\$1,748,632.81	\$1,748,632.81	0.74%	2.660 2.569	\$92.42 \$1,617,315.00	(\$131,317.81)	1.99%	Aaa AA+
3133EMZW5	FFCB 0.730% 05/19/2025	5/25/2021 5/28/2021	\$315,000.00	\$315,000.00	\$315,000.00	0.73%	2.718 2.624	\$92.28 \$290,691.45	(\$24,308.55)	0.36%	Aaa AA+
3133ELH80	FFCB 0.680% 06/10/2025	6/24/2020 6/26/2020	\$750,000.00	\$750,000.00	\$750,000.00	0.68%	2.778 2.685	\$91.98 \$689,857.50	(\$60,142.50)	0.85%	Aaa AA+
3130ANZ60	FHLB 0.500% 06/27/2025	10/26/2021 10/27/2021	\$750,000.00	\$742,500.00	\$742,500.00	0.96%	2.825 2.712	\$92.09 \$690,705.00	(\$51,795.00)	0.85%	Aaa AA+
3136G4J95	FNMA 0.550% 08/25/2025	8/19/2020 8/25/2020	\$500,000.00	\$499,375.00	\$499,375.00	0.58%	2.986 2.903	\$91.03 \$455,140.00	(\$44,235.00)	0.56%	Aaa AA+
3130ANVB3	FHLB 0.800% 09/17/2025	9/1/2021 9/17/2021	\$450,000.00	\$450,000.00	\$450,000.00	0.80%	3.049 2.926	\$91.43 \$411,430.50	(\$38,569.50)	0.51%	Aaa AA+
3137EAEX3	FMCC 0.375% 09/23/2025	9/29/2021 9/30/2021	\$900,000.00	\$885,114.00	\$885,114.00	0.80%	3.066 2.990	\$91.03 \$819,306.00	(\$65,808.00)	1.01%	Aaa AA+
3134GWZG4	FMCC 0.600% 10/20/2025	10/6/2020 10/20/2020	\$650,000.00	\$650,000.00	\$650,000.00	0.60%	3.140 3.027	\$90.77 \$590,005.00	(\$59,995.00)	0.73%	Aaa AA+
3134GWZV1	FMCC 0.650% 10/22/2025	10/18/2021 10/20/2021	\$410,000.00	\$404,260.00	\$404,260.00	1.01%	3.145 3.026	\$91.22 \$374,014.30	(\$30,245.70)	0.46%	Aaa AA+
3136G45C3	FNMA 0.540% 10/27/2025	10/21/2020 10/27/2020	\$500,000.00	\$499,500.00	\$499,500.00	0.56%	3.159 3.056	\$90.55 \$452,735.00	(\$46,765.00)	0.56%	Aaa AA+
3134GW4B9	FMCC 0.500% 10/29/2025	10/9/2020 10/29/2020	\$500,000.00	\$499,000.00	\$499,000.00	0.54%	3.164 3.068	\$90.42 \$452,075.00	(\$46,925.00)	0.56%	Aaa AA+
3135GA2Z3	FNMA 0.560% 11/17/2025	11/12/2020 11/17/2020	\$525,000.00	\$523,818.75	\$523,818.75	0.61%	3.216 3.105	\$90.46 \$474,904.50	(\$48,914.25)	0.58%	Aaa AA+
3134GXFV1	FMCC 0.625% 12/17/2025	12/3/2020 12/17/2020	\$500,000.00	\$499,750.00	\$499,750.00	0.64%	3.299 3.169	\$90.45 \$452,230.00	(\$47,520.00)	0.56%	Aaa AA+
3133EMQX3	FFCB 0.590% 02/17/2026	2/18/2021 2/25/2021	\$500,000.00	\$498,045.00	\$498,045.00	0.67%	3.468 3.332	\$89.92 \$449,585.00	(\$48,460.00)	0.55%	Aaa AA+
3130AKVV5	FHLB 0.500% 02/18/2026	1/28/2021 2/18/2021	\$1,000,000.00	\$1,000,000.00	\$1,000,000.00	0.50%	3.471 3.345	\$89.47 \$894,700.00	(\$105,300.00)	1.10%	Aaa AA+

Cleveland Public Library Operating Account

**POSITION STATEMENT**

As of August 31, 2022



CUSIP	Security Description	Trade Date/ Settlement Date	Par Value	Principal Cost/ Purchased Interest	Total Cost	Yield at Cost	Maturity/ Duration	Market Price/ Market Value	Unrealized Gain/ (Loss)	% of Assets	Moody's/ S&P Rating
31422XBN1	AGM 0.690% 02/25/2026	2/18/2021 2/25/2021	\$500,000.00	\$499,850.00	\$499,850.00	0.70%	3.490 3.342	\$90.19 \$450,950.00	(\$48,900.00)	0.55%	
3130AJLH0	FHLB 0.920% 05/19/2026	10/18/2021 10/19/2021	\$725,000.00	\$718,272.00	\$718,272.00	1.13%	3.718 3.504	\$90.27 \$654,443.00	(\$63,829.00)	0.80%	Aaa AA+
3130AMNX6	FHLB 1.020% 06/10/2026	5/26/2021 6/10/2021	\$685,000.00	\$685,000.00	\$685,000.00	1.02%	3.778 3.542	\$90.48 \$619,767.45	(\$65,232.55)	0.76%	Aaa AA+
3130ANYN4	FHLB 1.000% 09/30/2026	9/14/2021 9/30/2021	\$500,000.00	\$500,000.00	\$500,000.00	1.00%	4.085 3.800	\$89.77 \$448,855.00	(\$51,145.00)	0.55%	Aaa AA+
3130AP3C7	FHLB 1.100% 09/30/2026	10/25/2021 10/26/2021	\$600,000.00	\$594,000.00	\$594,000.00	1.24%	4.085 3.776	\$90.13 \$540,792.00	(\$53,208.00)	0.66%	Aaa AA+
3134GW4C7	FMCC 0.800% 10/27/2026	6/16/2022 6/17/2022	\$530,000.00	\$468,138.40 \$588.89	\$468,727.29	3.72%	4.159 3.901	\$89.26 \$473,088.60	\$4,950.20	0.58%	Aaa AA+
3130APFS9	FHLB 1.050% 10/28/2026	10/18/2021 10/28/2021	\$685,000.00	\$679,040.50	\$679,040.50	1.23%	4.162 3.859	\$89.80 \$615,095.75	(\$63,944.75)	0.76%	Aaa AA+
3130APW43	FHLB 1.500% 12/02/2026	12/16/2021 12/20/2021	\$500,000.00	\$499,925.00	\$499,925.00	1.50%	4.258 3.828	\$91.25 \$456,270.00	(\$43,655.00)	0.56%	Aaa AA+
3133ENV9	FFCB 2.875% 04/26/2027	4/22/2022 4/26/2022	\$300,000.00	\$298,452.00	\$298,452.00	2.99%	4.655 4.264	\$97.97 \$293,922.00	(\$4,530.00)	0.36%	Aaa AA+
3133ENG87	FFCB 2.920% 08/17/2027	8/19/2022 8/22/2022	\$630,000.00	\$622,616.40 \$255.50	\$622,871.90	3.18%	4.964 4.564	\$98.11 \$618,093.00	(\$4,523.40)	0.76%	Aaa AA+
<b>SubTotal</b>			<b>\$26,695,000.00</b>	<b>\$26,544,941.61</b> <b>\$844.39</b>	<b>\$26,545,786.00</b>	<b>0.98%</b>		<b>\$24,803,767.85</b>	<b>(\$1,741,173.76)</b>	<b>30.49%</b>	
<b>Commercial Paper</b>											
09659CK72	BNP Paribas 10/07/2022	1/12/2022 1/12/2022	\$320,000.00	\$318,832.71	\$318,832.71	0.49%	0.101 0.103	\$99.72 \$319,104.00	\$271.29	0.39%	P-1 A-1
13607FKR6	Canadian Imperial Holdings Inc. 10/25/2022	1/28/2022 1/31/2022	\$750,000.00	\$745,550.00	\$745,550.00	0.80%	0.151 0.156	\$99.61 \$747,041.25	\$1,491.25	0.92%	P-1 A-1
06366HL13	Bank of Montreal 11/01/2022	2/4/2022 2/8/2022	\$630,000.00	\$626,229.45	\$626,229.45	0.81%	0.170 0.170	\$99.48 \$626,742.90	\$513.45	0.77%	P-1 A-1
53948BL80	Lloyds Bank Corporate Markets PLC 11/08/2022	2/11/2022 2/11/2022	\$630,000.00	\$624,708.00	\$624,708.00	1.13%	0.189 0.189	\$99.43 \$626,377.50	\$1,669.50	0.77%	P-1 A-1
46640QM99	J.P. Morgan Securities LLC 12/09/2022	3/16/2022 3/18/2022	\$900,000.00	\$889,027.50	\$889,027.50	1.67%	0.274 0.272	\$99.10 \$891,927.00	\$2,899.50	1.10%	P-1 A-1

Cleveland Public Library Operating Account

**POSITION STATEMENT**

As of August 31, 2022



CUSIP	Security Description	Trade Date/ Settlement Date	Par Value	Principal Cost/ Purchased Interest	Total Cost	Yield at Cost	Maturity/ Duration	Market Price/ Market Value	Unrealized Gain/ (Loss)	% of Assets	Moody's/ S&P Rating
63873KMG9	Natixis 12/16/2022	3/23/2022 3/28/2022	\$900,000.00	\$888,165.00	\$888,165.00	1.82%	0.293 0.291	\$99.04 \$891,360.00	\$3,195.00	1.10%	P-1 A-1
63873KML8	Natixis 12/20/2022	3/25/2022 3/30/2022	\$1,000,000.00	\$986,676.39	\$986,676.39	1.83%	0.304 0.301	\$99.00 \$990,040.00	\$3,363.61	1.22%	P-1 A-1
62479MMP5	MUFG Bank, Ltd. 12/23/2022	3/30/2022 3/31/2022	\$500,000.00	\$493,584.58	\$493,584.58	1.75%	0.312 0.309	\$98.98 \$494,885.00	\$1,300.42	0.61%	P-1 A-1
62479MRL9	MUFG Bank, Ltd. 04/20/2023	7/26/2022 7/27/2022	\$750,000.00	\$731,588.13	\$731,588.13	3.39%	0.636 0.625	\$97.56 \$731,685.00	\$96.87	0.90%	P-1 A-1
<b>SubTotal</b>			<b>\$6,380,000.00</b>	<b>\$6,304,361.76</b>	<b>\$6,304,361.76</b>	<b>1.62%</b>		<b>\$6,319,162.65</b>	<b>\$14,800.89</b>	<b>7.77%</b>	

**Municipal Bond**

6775228B3	Ohio, State of 0.350% 05/01/2023	3/8/2021 3/17/2021	\$325,000.00	\$325,000.00	\$325,000.00	0.35%	0.666 0.655	\$97.90 \$318,158.75	(\$6,841.25)	0.39%	Aa1 AA+
<b>SubTotal</b>			<b>\$325,000.00</b>	<b>\$325,000.00</b>	<b>\$325,000.00</b>	<b>0.35%</b>		<b>\$318,158.75</b>	<b>(\$6,841.25)</b>	<b>0.39%</b>	

**Negotiable Certificate of Deposit**

20726ACE6	Congressional Bank 0.200% 09/19/2022	9/11/2020 9/18/2020	\$249,000.00	\$248,875.50	\$248,875.50	0.22%	0.052 0.054	\$99.90 \$248,738.55	(\$136.95)	0.31%	
05580ATH7	BMW Bank of North America 1.800% 11/29/2022	12/17/2019 12/19/2019	\$247,000.00	\$246,644.32	\$246,644.32	1.85%	0.247 0.246	\$99.82 \$246,560.34	(\$83.98)	0.30%	
949495AQ8	Wells Fargo National Bank West 1.900% 01/17/2023	1/8/2020 1/17/2020	\$249,000.00	\$248,564.25	\$248,564.25	1.96%	0.381 0.377	\$99.70 \$248,260.47	(\$303.78)	0.31%	
88224PLY3	Texas Capital Bank 0.300% 02/07/2023	8/7/2020 8/11/2020	\$249,000.00	\$248,626.50	\$248,626.50	0.36%	0.438 0.434	\$98.92 \$246,298.35	(\$2,328.15)	0.30%	
81768PAF3	ServisFirst Bank 1.600% 02/21/2023	2/12/2020 2/21/2020	\$249,000.00	\$248,502.00	\$248,502.00	1.67%	0.477 0.471	\$99.43 \$247,573.23	(\$928.77)	0.30%	
70212VAA6	Partners Bank 0.350% 06/30/2023	6/24/2020 6/30/2020	\$245,000.00	\$244,448.75	\$244,448.75	0.43%	0.830 0.818	\$97.80 \$239,617.35	(\$4,831.40)	0.29%	
75472RAD3	Raymond James Bank, National Association 1.950% 08/23/2023	8/14/2019 8/26/2019	\$247,000.00	\$246,506.00	\$246,506.00	2.00%	0.978 0.960	\$98.89 \$244,258.30	(\$2,247.70)	0.30%	
29278TLF5	EnerBank USA 1.800% 09/13/2023	9/5/2019 9/16/2019	\$249,000.00	\$248,751.00	\$248,751.00	1.83%	1.036 1.012	\$98.66 \$245,658.42	(\$3,092.58)	0.30%	

Cleveland Public Library Operating Account

**POSITION STATEMENT**

As of August 31, 2022



CUSIP	Security Description	Trade Date/ Settlement Date	Par Value	Principal Cost/ Purchased Interest	Total Cost	Yield at Cost	Maturity/ Duration	Market Price/ Market Value	Unrealized Gain/ (Loss)	% of Assets	Moody's/ S&P Rating
06251A2E9	Bank Hapoalim B.M. 0.300% 09/14/2023	9/4/2020 9/14/2020	\$249,000.00	\$248,502.00	\$248,502.00	0.37%	1.038 1.022	\$97.14 \$241,871.13	(\$6,630.87)	0.30%	
538036HC1	Live Oak Banking Company 1.800% 12/11/2023	12/6/2019 12/11/2019	\$100,000.00	\$99,700.00	\$99,700.00	1.88%	1.279 1.245	\$98.27 \$98,274.00	(\$1,426.00)	0.12%	
87270LDK6	TIAA, FSB 0.200% 02/12/2024	2/18/2021 2/22/2021	\$249,000.00	\$248,253.00	\$248,253.00	0.30%	1.452 1.428	\$95.73 \$238,362.72	(\$9,890.28)	0.29%	
05465DAK4	Axos Bank 1.650% 03/26/2024	2/27/2020 3/26/2020	\$249,000.00	\$248,564.25	\$248,564.25	1.70%	1.570 1.526	\$97.55 \$242,909.46	(\$5,654.79)	0.30%	
654062JR0	Nicolet National Bank 1.150% 03/28/2024	3/25/2020 3/31/2020	\$249,000.00	\$245,265.00	\$245,265.00	1.54%	1.575 1.536	\$96.78 \$240,982.20	(\$4,282.80)	0.30%	
7954502H7	Sallie Mae Bank 2.800% 04/17/2024	4/9/2019 4/17/2019	\$110,000.00	\$109,505.00	\$109,505.00	2.90%	1.630 1.564	\$99.27 \$109,199.20	(\$305.80)	0.13%	
32056GDH0	First Internet Bancorp 0.850% 05/13/2024	5/6/2020 5/11/2020	\$249,000.00	\$248,751.00	\$248,751.00	0.88%	1.701 1.662	\$95.98 \$238,987.71	(\$9,763.29)	0.29%	
88413QCN6	Third Federal Savings and Loan Association of Cleveland 0.750% 05/21/2024	5/6/2020 5/22/2020	\$249,000.00	\$248,751.00	\$248,751.00	0.78%	1.723 1.685	\$95.77 \$238,474.77	(\$10,276.23)	0.29%	
14042TAP2	Capital One Bank (Usa), National Association 2.650% 05/22/2024	5/15/2019 5/30/2019	\$246,000.00	\$244,524.00	\$244,524.00	2.78%	1.726 1.660	\$98.94 \$243,389.94	(\$1,134.06)	0.30%	
14042RLP4	Capital One, National Association 2.650% 05/22/2024	5/15/2019 5/30/2019	\$246,000.00	\$244,524.00	\$244,524.00	2.78%	1.726 1.660	\$98.94 \$243,389.94	(\$1,134.06)	0.30%	
38149MAZ6	Goldman Sachs Bank USA Holdings LLC 2.700% 06/05/2024	6/3/2019 6/5/2019	\$246,000.00	\$245,200.50	\$245,200.50	2.77%	1.764 1.697	\$98.99 \$243,508.02	(\$1,692.48)	0.30%	
61760AE88	Morgan Stanley Private Bank, National Association 2.700% 06/06/2024	6/3/2019 6/6/2019	\$246,000.00	\$245,139.00	\$245,139.00	2.78%	1.767 1.700	\$98.98 \$243,500.64	(\$1,638.36)	0.30%	
20033AZ58	Comenity Capital Bank 2.500% 06/27/2024	6/25/2019 6/27/2019	\$249,000.00	\$249,000.00	\$249,000.00	2.50%	1.825 1.756	\$98.57 \$245,439.30	(\$3,560.70)	0.30%	

Cleveland Public Library Operating Account

**POSITION STATEMENT**

As of August 31, 2022



CUSIP	Security Description	Trade Date/ Settlement Date	Par Value	Principal Cost/ Purchased Interest	Total Cost	Yield at Cost	Maturity/ Duration	Market Price/ Market Value	Unrealized Gain/ (Loss)	% of Assets	Moody's/ S&P Rating
15118RRH2	Celtic Bank Corporation 1.850% 08/30/2024	8/16/2019 8/30/2019	\$249,000.00	\$248,285.37	\$248,285.37	1.91%	2.000 1.932	\$97.10 \$241,774.02	(\$6,511.35)	0.30%	
949763M78	Wells Fargo Bank, National Association 1.950% 10/18/2024	10/25/2019 10/29/2019	\$225,000.00	\$224,437.50	\$224,437.50	2.00%	2.134 2.055	\$97.11 \$218,499.75	(\$5,937.75)	0.27%	
856285SN2	State Bank of India 1.900% 01/22/2025	1/8/2020 1/22/2020	\$247,000.00	\$244,777.00	\$244,777.00	2.09%	2.397 2.310	\$96.66 \$238,737.85	(\$6,039.15)	0.29%	
87165E2M8	Synchrony Bank 1.250% 04/24/2025	4/20/2020 4/24/2020	\$248,000.00	\$246,326.00	\$246,326.00	1.39%	2.649 2.556	\$94.67 \$234,784.08	(\$11,541.92)	0.29%	
44329ME33	HSBC Bank USA, National Association 1.300% 05/07/2025	4/24/2020 5/7/2020	\$248,000.00	\$247,132.00	\$247,132.00	1.37%	2.685 2.532	\$94.72 \$234,915.52	(\$12,216.48)	0.29%	
02589ABQ4	American Express National Bank 2.000% 03/09/2027	3/2/2022 3/9/2022	\$247,000.00	\$245,765.00	\$245,765.00	2.11%	4.523 4.216	\$93.96 \$232,081.20	(\$13,683.80)	0.29%	
<b>SubTotal</b>			<b>\$6,385,000.00</b>	<b>\$6,363,319.94</b>	<b>\$6,363,319.94</b>	<b>1.64%</b>		<b>\$6,236,046.46</b>	<b>(\$127,273.48)</b>	<b>7.67%</b>	

**U.S. Treasury Bond**

912828Z29	UST 1.500% 01/15/2023	1/31/2022 2/1/2022	\$750,000.00	\$755,097.66	\$755,097.66	0.78%	0.375 0.375	\$99.42 \$745,664.25	(\$9,433.41)	0.92%	Aaa AA+
9128283P3	UST 2.250% 12/31/2024	3/24/2022 3/25/2022	\$500,000.00	\$498,730.47	\$498,730.47	2.34%	2.337 2.241	\$97.28 \$486,385.00	(\$12,345.47)	0.60%	Aaa AA+
<b>SubTotal</b>			<b>\$1,250,000.00</b>	<b>\$1,253,828.13</b>	<b>\$1,253,828.13</b>	<b>1.40%</b>		<b>\$1,232,049.25</b>	<b>(\$21,778.88)</b>	<b>1.51%</b>	

**U.S. Treasury Note**

912828Q29	UST 1.500% 03/31/2023	3/24/2022 3/25/2022	\$1,000,000.00	\$999,257.81	\$999,257.81	1.57%	0.581 0.570	\$99.02 \$990,230.00	(\$9,027.81)	1.22%	Aaa AA+
912828Q29	UST 1.500% 03/31/2023	3/30/2022 3/31/2022	\$530,000.00	\$528,944.14	\$528,944.14	1.70%	0.581 0.570	\$99.02 \$524,821.90	(\$4,122.24)	0.65%	Aaa AA+
912828ZH6	UST 0.250% 04/15/2023	10/22/2021 10/25/2021	\$1,000,000.00	\$998,828.13	\$998,828.13	0.33%	0.622 0.613	\$98.15 \$981,450.00	(\$17,378.13)	1.21%	Aaa AA+
91282CCK5	UST 0.125% 06/30/2023	6/25/2021 6/30/2021	\$1,200,000.00	\$1,196,625.00	\$1,196,625.00	0.27%	0.830 0.818	\$97.33 \$1,167,936.00	(\$28,689.00)	1.44%	Aaa AA+
91282CCN9	UST 0.125% 07/31/2023	8/18/2021 8/19/2021	\$1,025,000.00	\$1,023,158.20	\$1,023,158.20	0.22%	0.915 0.901	\$97.03 \$994,526.75	(\$28,631.45)	1.22%	Aaa AA+



Cleveland Public Library Operating Account

**POSITION STATEMENT**

As of August 31, 2022



CUSIP	Security Description	Trade Date/ Settlement Date	Par Value	Principal Cost/ Purchased Interest	Total Cost	Yield at Cost	Maturity/ Duration	Market Price/ Market Value	Unrealized Gain/ (Loss)	% of Assets	Moody's/ S&P Rating
91282CAF8	UST 0.125% 08/15/2023	7/26/2021 7/27/2021	\$500,000.00	\$499,160.16	\$499,160.16	0.21%	0.956 0.941	\$96.90 \$484,490.00	(\$14,670.16)	0.60%	Aaa AA+
91282CDA6	UST 0.250% 09/30/2023	9/28/2021 9/30/2021	\$1,000,000.00	\$998,906.25	\$998,906.25	0.30%	1.082 1.063	\$96.64 \$966,370.00	(\$32,536.25)	1.19%	Aaa AA+
91282CAP6	UST 0.125% 10/15/2023	10/21/2021 10/22/2021	\$1,000,000.00	\$993,359.37	\$993,359.37	0.46%	1.123 1.105	\$96.38 \$963,790.00	(\$29,569.37)	1.18%	Aaa AA+
91282CAW1	UST 0.250% 11/15/2023	10/29/2021 10/29/2021	\$680,000.00	\$676,095.31	\$676,095.31	0.53%	1.208 1.187	\$96.28 \$654,710.80	(\$21,384.51)	0.80%	Aaa AA+
91282CCT6	UST 0.375% 08/15/2024	8/26/2021 8/27/2021	\$500,000.00	\$498,769.53	\$498,769.53	0.46%	1.959 1.920	\$94.22 \$471,095.00	(\$27,674.53)	0.58%	Aaa AA+
91282CDB4	UST 0.625% 10/15/2024	10/28/2021 10/29/2021	\$500,000.00	\$497,910.16	\$497,910.16	0.77%	2.126 2.073	\$94.23 \$471,170.00	(\$26,740.16)	0.58%	Aaa AA+
91282ZT0	UST 0.250% 05/31/2025	4/26/2021 4/27/2021	\$1,750,000.00	\$1,723,544.92	\$1,723,544.92	0.62%	2.751 2.692	\$91.58 \$1,602,615.00	(\$120,929.92)	1.97%	Aaa AA+
91282CAM3	UST 0.250% 09/30/2025	10/14/2021 10/15/2021	\$465,000.00	\$453,938.09	\$453,938.09	0.86%	3.085 3.015	\$90.65 \$421,499.25	(\$32,438.84)	0.52%	Aaa AA+
91282CAT8	UST 0.250% 10/31/2025	10/27/2021 10/28/2021	\$750,000.00	\$728,056.64	\$728,056.64	1.00%	3.170 3.099	\$90.38 \$677,872.50	(\$50,184.14)	0.83%	Aaa AA+
91282CAZ4	UST 0.375% 11/30/2025	10/28/2021 10/29/2021	\$750,000.00	\$729,462.89	\$729,462.89	1.06%	3.252 3.173	\$90.51 \$678,810.00	(\$50,652.89)	0.83%	Aaa AA+
91282CBC4	UST 0.375% 12/31/2025	10/28/2021 10/29/2021	\$750,000.00	\$728,613.28	\$728,613.28	1.08%	3.337 3.255	\$90.30 \$677,227.50	(\$51,385.78)	0.83%	Aaa AA+
91282CBH3	UST 0.375% 01/31/2026	4/26/2021 4/27/2021	\$1,250,000.00	\$1,225,048.83	\$1,225,048.83	0.80%	3.422 3.339	\$90.08 \$1,126,025.00	(\$99,023.83)	1.38%	Aaa AA+
91282CBQ3	UST 0.500% 02/28/2026	10/28/2021 10/29/2021	\$750,000.00	\$730,751.95	\$730,751.95	1.11%	3.499 3.398	\$90.32 \$677,400.00	(\$53,351.95)	0.83%	Aaa AA+
91282CBT7	UST 0.750% 03/31/2026	4/26/2021 4/27/2021	\$1,250,000.00	\$1,245,654.30	\$1,245,654.30	0.82%	3.584 3.464	\$90.96 \$1,137,012.50	(\$108,641.80)	1.40%	Aaa AA+
91282CCJ8	UST 0.875% 06/30/2026	10/22/2021 10/25/2021	\$500,000.00	\$493,027.34	\$493,027.34	1.18%	3.833 3.700	\$90.90 \$454,490.00	(\$38,537.34)	0.56%	Aaa AA+
91282CCW9	UST 0.750% 08/31/2026	8/26/2021 8/31/2021	\$500,000.00	\$497,734.38	\$497,734.38	0.84%	4.003 3.859	\$90.14 \$450,685.00	(\$47,049.38)	0.55%	Aaa AA+
91282CCZ2	UST 0.875% 09/30/2026	9/29/2021 9/30/2021	\$500,000.00	\$496,699.22	\$496,699.22	1.01%	4.085 3.928	\$90.46 \$452,305.00	(\$44,394.22)	0.56%	Aaa AA+
91282U24	UST 2.000% 11/15/2026	7/13/2022 7/14/2022	\$795,000.00	\$760,467.19 \$2,592.39	\$763,059.58	3.08%	4.211 3.956	\$94.57 \$751,831.50	(\$8,635.69)	0.92%	Aaa AA+

Cleveland Public Library Operating Account

**POSITION STATEMENT**

As of August 31, 2022



CUSIP	Security Description	Trade Date/ Settlement Date	Par Value	Principal Cost/ Purchased Interest	Total Cost	Yield at Cost	Maturity/ Duration	Market Price/ Market Value	Unrealized Gain/ (Loss)	% of Assets	Moody's/ S&P Rating
912828Z78	UST 1.500% 01/31/2027	5/9/2022 5/10/2022	\$245,000.00	\$229,017.58	\$229,017.58	2.99%	4.422 4.205	\$92.44 \$226,473.10	(\$2,544.48)	0.28%	Aaa AA+
91282CEF4	UST 2.500% 03/31/2027	5/31/2022 5/31/2022	\$455,000.00	\$447,979.49 \$1,895.83	\$449,875.32	2.84%	4.584 4.230	\$96.48 \$438,988.55	(\$8,990.94)	0.54%	Aaa AA+
91282CEN7	UST 2.750% 04/30/2027	4/28/2022 5/2/2022	\$245,000.00	\$243,325.20 \$36.62	\$243,361.82	2.90%	4.666 4.369	\$97.54 \$238,960.75	(\$4,364.45)	0.29%	Aaa AA+
912828X88	UST 2.375% 05/15/2027	7/25/2022 7/26/2022	\$960,000.00	\$936,937.50 \$4,460.87	\$941,398.37	2.91%	4.707 4.363	\$95.82 \$919,872.00	(\$17,065.50)	1.13%	Aaa AA+
91282CET4	UST 2.625% 05/31/2027	5/27/2022 5/31/2022	\$810,000.00	\$807,247.27	\$807,247.27	2.70%	4.751 4.383	\$97.05 \$786,113.10	(\$21,134.17)	0.97%	Aaa AA+
91282CEW7	UST 3.250% 06/30/2027	8/30/2022 8/31/2022	\$266,000.00	\$265,210.31 \$1,456.50	\$266,666.81	3.32%	4.833 4.406	\$99.74 \$265,313.72	\$103.41	0.33%	Aaa AA+
<b>SubTotal</b>			<b>\$21,926,000.00</b>	<b>\$21,653,730.44</b> <b>\$10,442.21</b>	<b>\$21,664,172.65</b>	<b>1.12%</b>		<b>\$20,654,084.92</b>	<b>(\$999,645.52)</b>	<b>25.39%</b>	
<b>Grand Total</b>			<b>\$84,737,203.18</b>	<b>\$84,221,385.06</b> <b>\$11,286.60</b>	<b>\$84,232,671.66</b>	<b>1.49%</b>		<b>\$81,339,473.06</b>	<b>(\$2,881,912.00)</b>	<b>100.00%</b>	

**TRANSACTION STATEMENT**

As of August 31, 2022



Transaction Type	Trade Date	Settlement Date	CUSIP	Security Description	Par Value	Principal Amount	Purchased Interest	Total Cost	Yield at Cost
<b>Pending Purchase</b>									
Pending Purchase	8/30/2022	9/9/2022	89235MPB1	Toyota Financial Savings Bank 3.600% 09/09/2027	245,000.00	244,142.50		244,142.50	3.68%
Pending Purchase	8/30/2022	9/15/2022	732329BD8	Ponce Bank 3.500% 09/15/2027	249,000.00	248,626.50		248,626.50	3.53%
<b>Total</b>					<b>494,000.00</b>	<b>492,769.00</b>		<b>492,769.00</b>	

<b>Purchase</b>									
Purchase	8/19/2022	8/22/2022	3133ENG87	FFCB 2.920% 08/17/2027	630,000.00	622,616.40	255.50	622,871.90	3.18%
Purchase	8/30/2022	8/31/2022	91282CEW7	UST 3.250% 06/30/2027	266,000.00	265,210.31	1,456.50	266,666.81	3.32%
<b>Total</b>					<b>896,000.00</b>	<b>887,826.71</b>	<b>1,712.00</b>	<b>889,538.71</b>	

Transaction Type	Trade Date	Settlement Date	CUSIP	Security Description	Par Value	Principal Cost	Total Proceeds	Realized Gain/Loss
<b>Maturity</b>								
Maturity	8/16/2022	8/16/2022	63873KHG5	Natixis 08/16/2022	540,000.00	538,798.50	540,000.00	1,201.50
Maturity	8/26/2022	8/26/2022	22533UHS5	Credit Agricole Corporate and Investment Bank 08/26/2022	750,000.00	747,843.75	750,000.00	2,156.25
<b>Total</b>					<b>1,290,000.00</b>	<b>1,286,642.25</b>	<b>1,290,000.00</b>	<b>3,357.75</b>

Transaction Type	Payment Date	Settlement Date	CUSIP	Security Description	Interest Received
<b>Interest/Dividends</b>					
Interest/Dividends	8/1/2022	8/1/2022	538036HC1	Live Oak Banking Company 1.800% 12/11/2023	152.88
Interest/Dividends	8/1/2022	8/1/2022	70212VAA6	Partners Bank 0.350% 06/30/2023	70.48
Interest/Dividends	8/1/2022	8/1/2022	15118RRH2	Celtic Bank Corporation 1.850% 08/30/2024	378.62

**TRANSACTION STATEMENT**

As of August 31, 2022

Transaction Type	Payment Date	Settlement Date	CUSIP	Security Description	Interest Received
Interest/Dividends	8/1/2022	8/1/2022	912828Z78	UST 1.500% 01/31/2027	1,837.50
Interest/Dividends	8/1/2022	8/1/2022	91282CCN9	UST 0.125% 07/31/2023	640.63
Interest/Dividends	8/1/2022	8/1/2022	91282CBH3	UST 0.375% 01/31/2026	2,343.75
Interest/Dividends	8/1/2022	8/1/2022	654062JR0	Nicolet National Bank 1.150% 03/28/2024	243.20
Interest/Dividends	8/1/2022	8/1/2022	31846V567	First American Funds, Inc.	482.85
Interest/Dividends	8/8/2022	8/8/2022	88224PLY3	Texas Capital Bank 0.300% 02/07/2023	370.43
Interest/Dividends	8/11/2022	8/11/2022	32056GDH0	First Internet Bancorp 0.850% 05/13/2024	179.76
Interest/Dividends	8/12/2022	8/12/2022	87270LDK6	TIAA, FSB 0.200% 02/12/2024	246.95
Interest/Dividends	8/15/2022	8/15/2022	91282CAF8	UST 0.125% 08/15/2023	312.50
Interest/Dividends	8/15/2022	8/15/2022	91282CCT6	UST 0.375% 08/15/2024	937.50
Interest/Dividends	8/15/2022	8/15/2022	29278TLF5	EnerBank USA 1.800% 09/13/2023	380.66
Interest/Dividends	8/17/2022	8/17/2022	949495AQ8	Wells Fargo National Bank West 1.900% 01/17/2023	401.81
Interest/Dividends	8/17/2022	8/17/2022	3133EMQX3	FFCB 0.590% 02/17/2026	1,475.00
Interest/Dividends	8/18/2022	8/18/2022	949763M78	Wells Fargo Bank, National Association 1.950% 10/18/2024	372.64
Interest/Dividends	8/18/2022	8/18/2022	20726ACE6	Congressional Bank 0.200% 09/19/2022	42.30
Interest/Dividends	8/18/2022	8/18/2022	3130AKVV5	FHLB 0.500% 02/18/2026	2,500.00
Interest/Dividends	8/22/2022	8/22/2022	81768PAF3	ServisFirst Bank 1.600% 02/21/2023	338.37
Interest/Dividends	8/23/2022	8/23/2022	75472RAD3	Raymond James Bank, National Association 1.950% 08/23/2023	2,388.46
Interest/Dividends	8/24/2022	8/24/2022	3137EAEV7	FMCC 0.250% 08/24/2023	625.00

**TRANSACTION STATEMENT**

As of August 31, 2022



Transaction Type	Payment Date	Settlement Date	CUSIP	Security Description	Interest Received
Interest/Dividends	8/25/2022	8/25/2022	3136G4J95	FNMA 0.550% 08/25/2025	1,375.00
Interest/Dividends	8/25/2022	8/25/2022	31422XBN1	AGM 0.690% 02/25/2026	1,725.00
Interest/Dividends	8/26/2022	8/26/2022	05465DAK4	Axos Bank 1.650% 03/26/2024	348.94
Interest/Dividends	8/29/2022	8/29/2022	20033AZ58	Comenity Capital Bank 2.500% 06/27/2024	528.70
Interest/Dividends	8/30/2022	8/30/2022	15118RRH2	Celtic Bank Corporation 1.850% 08/30/2024	391.24
Interest/Dividends	8/30/2022	8/30/2022	70212VAA6	Partners Bank 0.350% 06/30/2023	72.83
Interest/Dividends	8/31/2022	8/31/2022	654062JR0	Nicolet National Bank 1.150% 03/28/2024	243.20
Interest/Dividends	8/31/2022	8/31/2022	91282CBQ3	UST 0.500% 02/28/2026	1,875.00
Interest/Dividends	8/31/2022	8/31/2022	91282CCW9	UST 0.750% 08/31/2026	1,875.00
<b>Total</b>					<b>25,156.20</b>

Transaction Type	Trade Date	Settlement Date	Transaction Description	Amount
<b>Custodian Fee</b>				
Custodian Fee	8/25/2022	8/25/2022	Cash Out	(506.33)
<b>Total</b>				<b>(506.33)</b>

**STATEMENT DISCLOSURE**

As of August 31, 2022



Meeder provides monthly statements for its investment management clients to provide information about the investment portfolio. The information should not be used for audit or confirmation purposes. Please review your custodial statements and report any inaccuracies or discrepancies.

Certain information and data has been supplied by unaffiliated third parties. Although Meeder believes the information is reliable, it cannot warrant the accuracy of information offered by third parties. Market value may reflect prices received from pricing vendors when current market quotations are not available. Prices may not reflect firm bids or offers and may differ from the value at which the security can be sold.

Statements may include positions from unmanaged accounts provided for reporting purposes. Unmanaged accounts are managed directly by the client and are not included in the accounts managed by the investment adviser. This information is provided as a client convenience and the investment adviser assumes no responsibility for performance of these accounts or the accuracy of the data reported.

**Investing involves risk. Past performance is no guarantee of future results. Debt and fixed income securities are subject to credit and interest rate risk. The investment return and principal value of an investment will fluctuate so that an investors shares, when redeemed, may be worth more or less than their original cost. Current performance may be lower or higher than the performance data quoted.**

Meeder Investment Management is the global brand for the Meeder group of affiliated companies. Investment advisory services are provided through Meeder Public Funds, Inc. Please contact us if you would like to receive a copy of our current ADV disclosure brochure or privacy policy.



## **Cleveland Public Library 2019A Tax-Exempt Bond Proceeds**

Monthly Investment Report  
August 31, 2022

**Your Investment Representative:**

Jim McCourt  
(614) 923-1151  
[jmccourt@meederinvestment.com](mailto:jmccourt@meederinvestment.com)

For questions about your account please contact your investment representative or contact [publicfundsoperations@meederinvestment.com](mailto:publicfundsoperations@meederinvestment.com)  
**Dublin, Ohio | Lansing, Michigan | Long Beach, California | Austin, Texas | 866-633-3371 | [www.meederpublicfunds.com](http://www.meederpublicfunds.com)**

**PORTFOLIO SUMMARY**

As of August 31, 2022



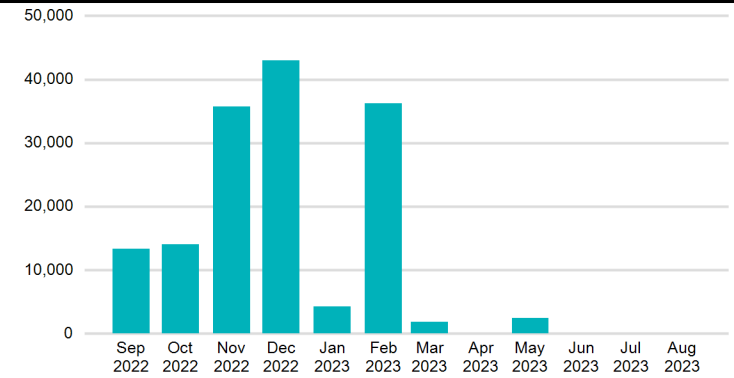
**MONTHLY RECONCILIATION**

<b>Beginning Book Value</b>	<b>27,831,173.83</b>
Contributions	
Withdrawals	(1,490,000.00)
Prior Month Custodian Fees	(231.00)
Realized Gains/Losses	15,187.08
Gross Interest Earnings	3,385.16
<b>Ending Book Value</b>	<b>26,359,515.07</b>

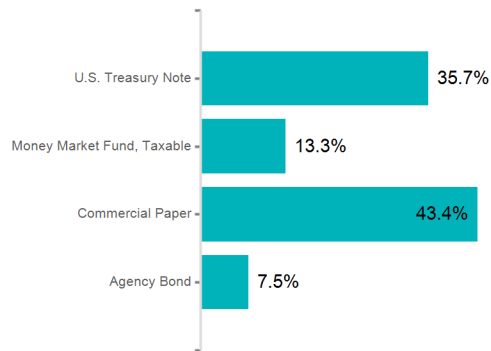
**PORTFOLIO CHARACTERISTICS**

Portfolio Yield to Maturity	1.13%
Portfolio Effective Duration	0.27 yrs
Weighted Average Maturity	0.28 yrs

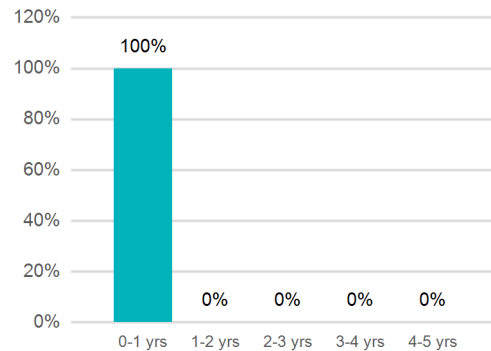
**PROJECTED MONTHLY INCOME SCHEDULE**



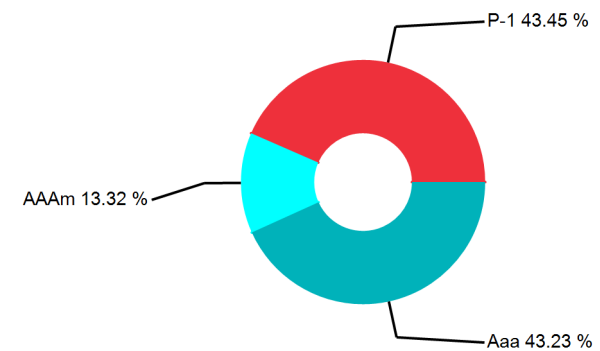
**SECTOR ALLOCATION**



**MATURITY DISTRIBUTION**



**CREDIT QUALITY**





Cleveland Public Library 2019A Tax-Exempt Bond Proceeds

**PROJECTED INCOME SCHEDULE**

As of August 31, 2022



CUSIP	SECURITY DESCRIPTION	Sep 2022	Oct 2022	Nov 2022	Dec 2022	Jan 2023	Feb 2023	Mar 2023	Apr 2023	May 2023	Jun 2023	Jul 2023	Aug 2023
2254EBMG3	Credit Suisse AG 12/16/2022				39,227								
3130AKJD9	FHLB 0.140% 12/29/2022				3,800								
53948BPA1	Lloyds Bank Corporate Markets PLC 02/10/2023						36,206						
63873KLM7	Natixis 11/21/2022			34,485									
8923A1JG7	Toyota Credit de Puerto Rico Corp. 09/16/2022	12,075											
91282CAR2	UST 0.125% 10/31/2022		14,082										
91282CBG5	UST 0.125% 01/31/2023					4,297							
91282CBU4	UST 0.125% 03/31/2023	1,250						1,875					
91282CCD1	UST 0.125% 05/31/2023			1,250						2,422			
<b>TOTAL</b>		<b>13,325</b>	<b>14,082</b>	<b>35,735</b>	<b>43,027</b>	<b>4,297</b>	<b>36,206</b>	<b>1,875</b>		<b>2,422</b>			

**POSITION STATEMENT**

As of August 31, 2022

CUSIP	Security Description	Trade Date/ Settlement Date	Par Value	Principal Cost/ Purchased Interest	Total Cost	Yield at Cost	Maturity/ Duration	Market Price/ Market Value	Unrealized Gain/ (Loss)	% of Assets	Moody's/ S&P Rating
<b>Cash and Cash Equivalents</b>											
31846V567	First American Funds, Inc.	8/31/2022 8/31/2022	\$3,500,646.40	\$3,500,646.40	\$3,500,646.40	2.01%	0.003 0.003	\$1.00 \$3,500,646.40	\$0.00	11.32%	AAAm
STAROHIO	STAR Ohio XX703	8/31/2022 8/31/2022	\$4,640,471.90	\$4,640,471.90	\$4,640,471.90	2.36%	0.003 0.003	\$1.00 \$4,640,471.90	\$0.00	15.01%	AAAm
<b>SubTotal</b>			<b>\$8,141,118.30</b>	<b>\$8,141,118.30</b>	<b>\$8,141,118.30</b>	<b>2.21%</b>		<b>\$8,141,118.30</b>	<b>\$0.00</b>	<b>26.34%</b>	
<b>Agency Bond</b>											
3130AKJD9	FHLB 0.140% 12/29/2022	12/9/2020 12/29/2020	\$2,000,000.00	\$1,997,600.00	\$1,997,600.00	0.20%	0.329 0.326	\$98.98 \$1,979,560.00	(\$18,040.00)	6.40%	Aaa AA+
<b>SubTotal</b>			<b>\$2,000,000.00</b>	<b>\$1,997,600.00</b>	<b>\$1,997,600.00</b>	<b>0.20%</b>		<b>\$1,979,560.00</b>	<b>(\$18,040.00)</b>	<b>6.40%</b>	
<b>Commercial Paper</b>											
8923A1JG7	Toyota Credit de Puerto Rico Corp. 09/16/2022	12/17/2021 12/20/2021	\$3,500,000.00	\$3,487,925.00	\$3,487,925.00	0.46%	0.044 0.046	\$99.89 \$3,496,290.00	\$8,365.00	11.31%	P-1 A-1+
63873KLM7	Natixis 11/21/2022	4/25/2022 4/26/2022	\$3,000,000.00	\$2,965,515.00	\$2,965,515.00	2.00%	0.225 0.224	\$99.32 \$2,979,510.00	\$13,995.00	9.64%	P-1 A-1
2254EBMG3	Credit Suisse AG 12/16/2022	5/16/2022 5/17/2022	\$3,000,000.00	\$2,960,772.51	\$2,960,772.51	2.24%	0.293 0.291	\$99.04 \$2,971,200.00	\$10,427.49	9.61%	P-1 A-1
53948BPA1	Lloyds Bank Corporate Markets PLC 02/10/2023	5/17/2022 5/20/2022	\$2,000,000.00	\$1,963,794.44	\$1,963,794.44	2.50%	0.447 0.441	\$98.38 \$1,967,580.00	\$3,785.56	6.36%	P-1 A-1
<b>SubTotal</b>			<b>\$11,500,000.00</b>	<b>\$11,378,006.95</b>	<b>\$11,378,006.95</b>	<b>1.68%</b>		<b>\$11,414,580.00</b>	<b>\$36,573.05</b>	<b>36.92%</b>	
<b>U.S. Treasury Note</b>											
91282CAR2	UST 0.125% 10/31/2022	1/31/2022 2/1/2022	\$3,500,000.00	\$3,488,105.46	\$3,488,105.46	0.58%	0.167 0.167	\$99.59 \$3,485,510.00	(\$2,595.46)	11.28%	Aaa AA+
91282CBG5	UST 0.125% 01/31/2023	6/21/2021 6/22/2021	\$2,000,000.00	\$1,996,953.13	\$1,996,953.13	0.22%	0.419 0.415	\$98.77 \$1,975,400.00	(\$21,553.13)	6.39%	Aaa AA+
91282CBU4	UST 0.125% 03/31/2023	6/3/2021 6/4/2021	\$2,000,000.00	\$1,999,375.00	\$1,999,375.00	0.14%	0.581 0.573	\$98.23 \$1,964,620.00	(\$34,755.00)	6.36%	Aaa AA+

**POSITION STATEMENT**

As of August 31, 2022



CUSIP	Security Description	Trade Date/ Settlement Date	Par Value	Principal Cost/ Purchased Interest	Total Cost	Yield at Cost	Maturity/ Duration	Market Price/ Market Value	Unrealized Gain/ (Loss)	% of Assets	Moody's/ S&P Rating
91282CCD1	UST 0.125% 05/31/2023	6/3/2021 6/4/2021	\$2,000,000.00	\$1,998,828.13	\$1,998,828.13	0.15%	0.748 0.738	\$97.63 \$1,952,580.00	(\$46,248.13)	6.32%	Aaa AA+
<b>SubTotal</b>			<b>\$9,500,000.00</b>	<b>\$9,483,261.72</b>	<b>\$9,483,261.72</b>	<b>0.33%</b>		<b>\$9,378,110.00</b>	<b>(\$105,151.72)</b>	<b>30.34%</b>	
<b>Grand Total</b>			<b>\$31,141,118.30</b>	<b>\$30,999,986.97</b>	<b>\$30,999,986.97</b>	<b>1.31%</b>		<b>\$30,913,368.30</b>	<b>(\$86,618.67)</b>	<b>100.00%</b>	

**TRANSACTION STATEMENT**

As of August 31, 2022



Transaction Type	Trade Date	Settlement Date	CUSIP	Security Description	Par Value	Principal Cost	Total Proceeds	Realized Gain/Loss
<b>Maturity</b>								
Maturity	8/22/2022	8/22/2022	62479MHN6	MUFG Bank, Ltd. 08/22/2022	3,500,000.00	3,484,812.92	3,500,000.00	15,187.08
<b>Total</b>					<b>3,500,000.00</b>	<b>3,484,812.92</b>	<b>3,500,000.00</b>	<b>15,187.08</b>

Transaction Type	Payment Date	Settlement Date	CUSIP	Security Description	Interest Received
<b>Interest/Dividends</b>					
Interest/Dividends	8/1/2022	8/1/2022	91282CBG5	UST 0.125% 01/31/2023	1,250.00
Interest/Dividends	8/1/2022	8/1/2022	31846V567	First American Funds, Inc.	2,135.16
<b>Total</b>					<b>3,385.16</b>

Transaction Type	Trade Date	Settlement Date	Transaction Description	Amount
<b>Custodian Fee</b>				
Custodian Fee	8/25/2022	8/25/2022	Cash Out	(231.00)
<b>Total</b>				<b>(231.00)</b>

<b>Withdrawal</b>				
Withdrawal	8/5/2022	8/5/2022	Cash Out	(1,490,000.00)
<b>Total</b>				<b>(1,490,000.00)</b>

**STATEMENT DISCLOSURE**

As of August 31, 2022



Meeder provides monthly statements for its investment management clients to provide information about the investment portfolio. The information should not be used for audit or confirmation purposes. Please review your custodial statements and report any inaccuracies or discrepancies.

Certain information and data has been supplied by unaffiliated third parties. Although Meeder believes the information is reliable, it cannot warrant the accuracy of information offered by third parties. Market value may reflect prices received from pricing vendors when current market quotations are not available. Prices may not reflect firm bids or offers and may differ from the value at which the security can be sold.

Statements may include positions from unmanaged accounts provided for reporting purposes. Unmanaged accounts are managed directly by the client and are not included in the accounts managed by the investment adviser. This information is provided as a client convenience and the investment adviser assumes no responsibility for performance of these accounts or the accuracy of the data reported.

**Investing involves risk. Past performance is no guarantee of future results. Debt and fixed income securities are subject to credit and interest rate risk. The investment return and principal value of an investment will fluctuate so that an investors shares, when redeemed, may be worth more or less than their original cost. Current performance may be lower or higher than the performance data quoted.**

Meeder Investment Management is the global brand for the Meeder group of affiliated companies. Investment advisory services are provided through Meeder Public Funds, Inc. Please contact us if you would like to receive a copy of our current ADV disclosure brochure or privacy policy.



## **Cleveland Public Library 2019A Tax-Exempt Bond Proceeds**

Monthly Investment Report  
August 31, 2022

**Your Investment Representative:**

Jim McCourt  
(614) 923-1151  
jmccourt@meederinvestment.com

For questions about your account please contact your investment representative or contact [publicfundsoperations@meederinvestment.com](mailto:publicfundsoperations@meederinvestment.com)  
**Dublin, Ohio | Lansing, Michigan | Long Beach, California | Austin, Texas | 866-633-3371 | [www.meederpublicfunds.com](http://www.meederpublicfunds.com)**

**PORTFOLIO SUMMARY**

As of August 31, 2022



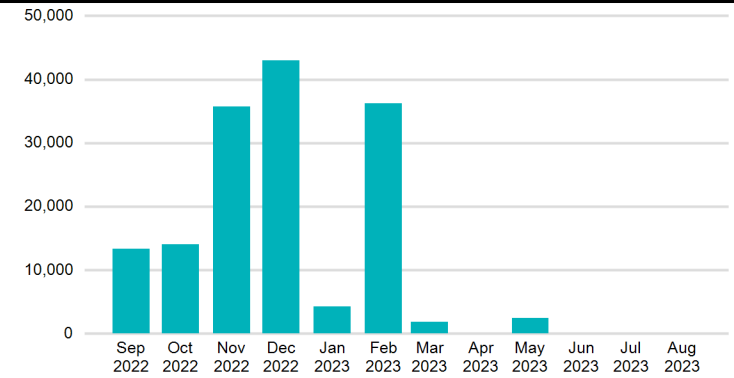
**MONTHLY RECONCILIATION**

<b>Beginning Book Value</b>	<b>27,831,173.83</b>
Contributions	
Withdrawals	(1,490,000.00)
Prior Month Custodian Fees	(231.00)
Realized Gains/Losses	15,187.08
Gross Interest Earnings	3,385.16
<b>Ending Book Value</b>	<b>26,359,515.07</b>

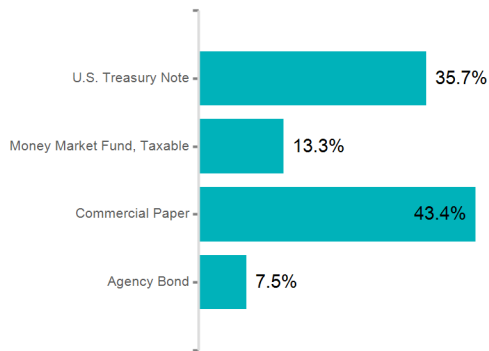
**PORTFOLIO CHARACTERISTICS**

Portfolio Yield to Maturity	1.13%
Portfolio Effective Duration	0.27 yrs
Weighted Average Maturity	0.28 yrs

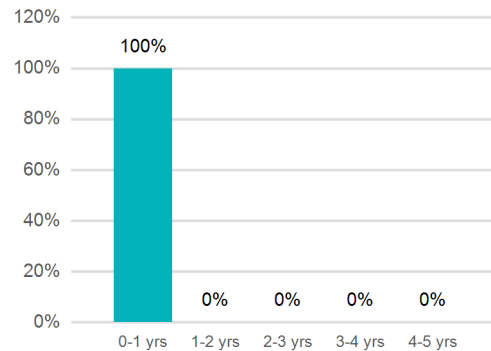
**PROJECTED MONTHLY INCOME SCHEDULE**



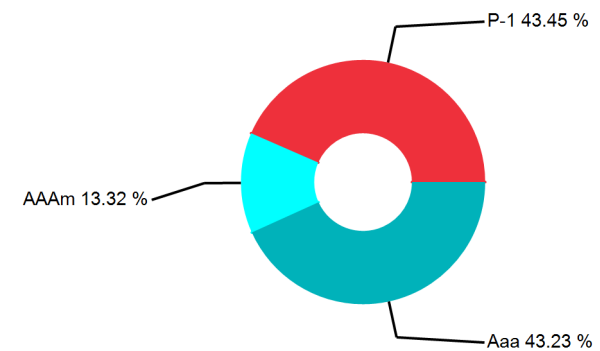
**SECTOR ALLOCATION**



**MATURITY DISTRIBUTION**



**CREDIT QUALITY**



Cleveland Public Library 2019A Tax-Exempt Bond Proceeds

**PROJECTED INCOME SCHEDULE**

As of August 31, 2022



CUSIP	SECURITY DESCRIPTION	Sep 2022	Oct 2022	Nov 2022	Dec 2022	Jan 2023	Feb 2023	Mar 2023	Apr 2023	May 2023	Jun 2023	Jul 2023	Aug 2023
2254EBMG3	Credit Suisse AG 12/16/2022				39,227								
3130AKJD9	FHLB 0.140% 12/29/2022				3,800								
53948BPA1	Lloyds Bank Corporate Markets PLC 02/10/2023						36,206						
63873KLM7	Natixis 11/21/2022			34,485									
8923A1JG7	Toyota Credit de Puerto Rico Corp. 09/16/2022	12,075											
91282CAR2	UST 0.125% 10/31/2022		14,082										
91282CBG5	UST 0.125% 01/31/2023					4,297							
91282CBU4	UST 0.125% 03/31/2023	1,250						1,875					
91282CCD1	UST 0.125% 05/31/2023			1,250						2,422			
<b>TOTAL</b>		<b>13,325</b>	<b>14,082</b>	<b>35,735</b>	<b>43,027</b>	<b>4,297</b>	<b>36,206</b>	<b>1,875</b>		<b>2,422</b>			



**POSITION STATEMENT**

As of August 31, 2022

CUSIP	Security Description	Trade Date/ Settlement Date	Par Value	Principal Cost/ Purchased Interest	Total Cost	Yield at Cost	Maturity/ Duration	Market Price/ Market Value	Unrealized Gain/ (Loss)	% of Assets	Moody's/ S&P Rating
<b>Cash and Cash Equivalents</b>											
31846V567	First American Funds, Inc.	8/31/2022 8/31/2022	\$3,500,646.40	\$3,500,646.40	\$3,500,646.40	2.01%	0.003 0.003	\$1.00 \$3,500,646.40	\$0.00	11.32%	AAAm
STAROHIO	STAR Ohio XX703	8/31/2022 8/31/2022	\$4,640,471.90	\$4,640,471.90	\$4,640,471.90	2.36%	0.003 0.003	\$1.00 \$4,640,471.90	\$0.00	15.01%	AAAm
<b>SubTotal</b>			<b>\$8,141,118.30</b>	<b>\$8,141,118.30</b>	<b>\$8,141,118.30</b>	<b>2.21%</b>		<b>\$8,141,118.30</b>	<b>\$0.00</b>	<b>26.34%</b>	
<b>Agency Bond</b>											
3130AKJD9	FHLB 0.140% 12/29/2022	12/9/2020 12/29/2020	\$2,000,000.00	\$1,997,600.00	\$1,997,600.00	0.20%	0.329 0.326	\$98.98 \$1,979,560.00	(\$18,040.00)	6.40%	Aaa AA+
<b>SubTotal</b>			<b>\$2,000,000.00</b>	<b>\$1,997,600.00</b>	<b>\$1,997,600.00</b>	<b>0.20%</b>		<b>\$1,979,560.00</b>	<b>(\$18,040.00)</b>	<b>6.40%</b>	
<b>Commercial Paper</b>											
8923A1JG7	Toyota Credit de Puerto Rico Corp. 09/16/2022	12/17/2021 12/20/2021	\$3,500,000.00	\$3,487,925.00	\$3,487,925.00	0.46%	0.044 0.046	\$99.89 \$3,496,290.00	\$8,365.00	11.31%	P-1 A-1+
63873KLM7	Natixis 11/21/2022	4/25/2022 4/26/2022	\$3,000,000.00	\$2,965,515.00	\$2,965,515.00	2.00%	0.225 0.224	\$99.32 \$2,979,510.00	\$13,995.00	9.64%	P-1 A-1
2254EBMG3	Credit Suisse AG 12/16/2022	5/16/2022 5/17/2022	\$3,000,000.00	\$2,960,772.51	\$2,960,772.51	2.24%	0.293 0.291	\$99.04 \$2,971,200.00	\$10,427.49	9.61%	P-1 A-1
53948BPA1	Lloyds Bank Corporate Markets PLC 02/10/2023	5/17/2022 5/20/2022	\$2,000,000.00	\$1,963,794.44	\$1,963,794.44	2.50%	0.447 0.441	\$98.38 \$1,967,580.00	\$3,785.56	6.36%	P-1 A-1
<b>SubTotal</b>			<b>\$11,500,000.00</b>	<b>\$11,378,006.95</b>	<b>\$11,378,006.95</b>	<b>1.68%</b>		<b>\$11,414,580.00</b>	<b>\$36,573.05</b>	<b>36.92%</b>	
<b>U.S. Treasury Note</b>											
91282CAR2	UST 0.125% 10/31/2022	1/31/2022 2/1/2022	\$3,500,000.00	\$3,488,105.46	\$3,488,105.46	0.58%	0.167 0.167	\$99.59 \$3,485,510.00	(\$2,595.46)	11.28%	Aaa AA+
91282CBG5	UST 0.125% 01/31/2023	6/21/2021 6/22/2021	\$2,000,000.00	\$1,996,953.13	\$1,996,953.13	0.22%	0.419 0.415	\$98.77 \$1,975,400.00	(\$21,553.13)	6.39%	Aaa AA+
91282CBU4	UST 0.125% 03/31/2023	6/3/2021 6/4/2021	\$2,000,000.00	\$1,999,375.00	\$1,999,375.00	0.14%	0.581 0.573	\$98.23 \$1,964,620.00	(\$34,755.00)	6.36%	Aaa AA+

**POSITION STATEMENT**

As of August 31, 2022



CUSIP	Security Description	Trade Date/ Settlement Date	Par Value	Principal Cost/ Purchased Interest	Total Cost	Yield at Cost	Maturity/ Duration	Market Price/ Market Value	Unrealized Gain/ (Loss)	% of Assets	Moody's/ S&P Rating
91282CCD1	UST 0.125% 05/31/2023	6/3/2021 6/4/2021	\$2,000,000.00	\$1,998,828.13	\$1,998,828.13	0.15%	0.748 0.738	\$97.63 \$1,952,580.00	(\$46,248.13)	6.32%	Aaa AA+
<b>SubTotal</b>			<b>\$9,500,000.00</b>	<b>\$9,483,261.72</b>	<b>\$9,483,261.72</b>	<b>0.33%</b>		<b>\$9,378,110.00</b>	<b>(\$105,151.72)</b>	<b>30.34%</b>	
<b>Grand Total</b>			<b>\$31,141,118.30</b>	<b>\$30,999,986.97</b>	<b>\$30,999,986.97</b>	<b>1.31%</b>		<b>\$30,913,368.30</b>	<b>(\$86,618.67)</b>	<b>100.00%</b>	

**TRANSACTION STATEMENT**

As of August 31, 2022



Transaction Type	Trade Date	Settlement Date	CUSIP	Security Description	Par Value	Principal Cost	Total Proceeds	Realized Gain/Loss
<b>Maturity</b>								
Maturity	8/22/2022	8/22/2022	62479MHN6	MUFG Bank, Ltd. 08/22/2022	3,500,000.00	3,484,812.92	3,500,000.00	15,187.08
<b>Total</b>					<b>3,500,000.00</b>	<b>3,484,812.92</b>	<b>3,500,000.00</b>	<b>15,187.08</b>

Transaction Type	Payment Date	Settlement Date	CUSIP	Security Description	Interest Received
<b>Interest/Dividends</b>					
Interest/Dividends	8/1/2022	8/1/2022	91282CBG5	UST 0.125% 01/31/2023	1,250.00
Interest/Dividends	8/1/2022	8/1/2022	31846V567	First American Funds, Inc.	2,135.16
<b>Total</b>					<b>3,385.16</b>

Transaction Type	Trade Date	Settlement Date	Transaction Description	Amount
<b>Custodian Fee</b>				
Custodian Fee	8/25/2022	8/25/2022	Cash Out	(231.00)
<b>Total</b>				<b>(231.00)</b>

<b>Withdrawal</b>				
Withdrawal	8/5/2022	8/5/2022	Cash Out	(1,490,000.00)
<b>Total</b>				<b>(1,490,000.00)</b>

**STATEMENT DISCLOSURE**

As of August 31, 2022



Meeder provides monthly statements for its investment management clients to provide information about the investment portfolio. The information should not be used for audit or confirmation purposes. Please review your custodial statements and report any inaccuracies or discrepancies.

Certain information and data has been supplied by unaffiliated third parties. Although Meeder believes the information is reliable, it cannot warrant the accuracy of information offered by third parties. Market value may reflect prices received from pricing vendors when current market quotations are not available. Prices may not reflect firm bids or offers and may differ from the value at which the security can be sold.

Statements may include positions from unmanaged accounts provided for reporting purposes. Unmanaged accounts are managed directly by the client and are not included in the accounts managed by the investment adviser. This information is provided as a client convenience and the investment adviser assumes no responsibility for performance of these accounts or the accuracy of the data reported.

**Investing involves risk. Past performance is no guarantee of future results. Debt and fixed income securities are subject to credit and interest rate risk. The investment return and principal value of an investment will fluctuate so that an investors shares, when redeemed, may be worth more or less than their original cost. Current performance may be lower or higher than the performance data quoted.**

Meeder Investment Management is the global brand for the Meeder group of affiliated companies. Investment advisory services are provided through Meeder Public Funds, Inc. Please contact us if you would like to receive a copy of our current ADV disclosure brochure or privacy policy.