

CLEVELAND PUBLIC LIBRARY

Board Meeting

REPORT ON INVESTMENTS - NOVEMBER 2023

1. INTERIM DEPOSITS

In accordance with Ohio Revised Code Section 135.14, funds that become available periodically throughout the fiscal year are invested in short-term investments known as interim deposits. The investments are in securities that provide the highest interest rate consistent with the highest degree of safety. Other balances are invested in US Treasury issues, agency issues, municipal bonds, commercial paper, and negotiable certificates of deposit as managed by Meeder Investment Management, STAR Ohio, Government Insured Deposit Program (replaced the STAR Plus program), and a federal money market fund.

Following is a description of interim deposit earnings for the period November 1, 2023 through November 30, 2023.

<u>Investment Period</u>	<u>No. of Days</u>	<u>Amount</u>	<u>Bank</u>	<u>Interest Rate</u>	<u>Investment Income</u>	<u>Investment Form</u>
OPERATING FUND:						
11/01/23 - 11/30/23	30	Various	STAR Ohio	Various	73,644.37	Investment Pool
11/01/23 - 11/30/23	30	Various	Government Insured Deposit Program	Various	0.00	Bank Deposit Program
11/01/23 - 11/30/23	30	Various	U.S. Bank	Various	3,289.53	Sweep Money Market
03/06/23 - 11/22/23	262	685,000	Natixis	5.425%	25,923.82	Commercial Paper
05/03/23 - 11/03/23	185	315,000	Federal Farm Credit Bank	3.625%	5,709.38	Federal Agency
05/08/23 - 11/08/23	185	500,000	Federal Farm Credit Bank	1.625%	4,062.50	Federal Agency
05/13/23 - 11/13/23	185	500,000	Federal Home Loan Mortgage Corp.	0.300%	1,125.00	Federal Agency
05/17/23 - 11/17/23	185	525,000	Federal National Mortgage Assn.	0.560%	1,470.00	Federal Agency
05/19/23 - 11/19/23	185	315,000	Federal Farm Credit Bank	0.730%	1,149.75	Federal Agency
05/19/23 - 11/19/23	185	725,000	Federal Home Loan Bank	0.920%	3,335.00	Federal Agency
05/29/23 - 11/29/23	185	900,000	Federal Farm Credit Bank	4.000%	18,000.00	Federal Agency
10/01/23 - 11/01/23	32	100,000	Live Oak Banking Co.	1.800%	152.88	Negotiable CD
05/07/23 - 11/07/23	185	248,000	HSBC Bank USA NA	1.300%	1,625.25	Negotiable CD
10/11/23 - 11/11/23	32	249,000	First Internet Bank of Indiana	0.850%	179.76	Negotiable CD
10/15/23 - 11/15/23	32	249,000	Ponce Bank	3.500%	740.18	Negotiable CD
10/18/23 - 11/18/23	32	225,000	Wells Fargo Bank NA	1.950%	372.64	Negotiable CD
05/21/23 - 11/21/23	185	249,000	Third Federal Savings and Loan	0.750%	941.42	Negotiable CD
05/22/23 - 11/22/23	185	246,000	Capital One Bank USA NA	2.650%	3,286.29	Negotiable CD
05/22/23 - 11/22/23	185	246,000	Capital One NA	2.650%	3,286.29	Negotiable CD
10/26/23 - 11/26/23	32	249,000	Axos Bank	1.650%	348.94	Negotiable CD
10/27/23 - 11/27/23	32	249,000	Comenity Capital Bank	2.500%	528.70	Negotiable CD

<u>Investment Period</u>	<u>No. of Days</u>	<u>Amount</u>	<u>Bank</u>	<u>Interest Rate</u>	<u>Investment Income</u>	<u>Investment Form</u>
10/30/23 - 11/30/23	32	249,000	Nicolet National Bank	1.150%	235.36	Negotiable CD
10/30/23 - 11/30/23	32	249,000	Celtic Bank	1.850%	391.24	Negotiable CD
05/15/23 - 11/15/23	185	795,000	United States Treasury Note	2.000%	7,950.00	Treasury Security
05/15/23 - 11/15/23	185	960,000	United States Treasury Note	2.375%	11,400.00	Treasury Security
08/15/23 - 11/17/23	95	500,000	United States Treasury Note	0.375%	(16,278.87)	Treasury Security
05/31/23 - 11/30/23	184	1,750,000	United States Treasury Note	0.250%	2,187.50	Treasury Security
05/31/23 - 11/30/23	184	750,000	United States Treasury Note	0.375%	1,406.25	Treasury Security
05/31/23 - 11/30/23	184	810,000	United States Treasury Note	2.625%	10,631.25	Treasury Security
05/31/23 - 11/30/23	184	500,000	United States Treasury Note	4.500%	11,250.00	Treasury Security
					Earned Interest November 2023	\$ 178,344.43
					Earned Interest Year To Date	\$ 1,765,541.22

SERIES 2019A TAX-EXEMPT NOTES:

11/01/23 - 11/30/23	30	Various	STAR Ohio	Various	62,593.34	Investment Pool
					Earned Interest November 2023	\$ 62,593.34
					Earned Interest Year To Date	\$ 825,784.69

SERIES 2019B TAXABLE NOTES:

11/01/23 - 11/30/23	30	Various	STAR Ohio	Various	22,394.69	Investment Pool
11/01/23 - 11/30/23	30	Various	U.S. Bank	Various	324.06	Sweep Money Market
					Earned Interest November 2023	\$ 22,718.75
					Earned Interest Year To Date	\$ 236,663.16

NOTE RETIREMENT FUND:

11/01/23 - 11/30/23	30	Various	Huntington National Bank	Various	8,361.34	Sweep Money Market
					Earned Interest November 2023	\$ 8,361.34
					Earned Interest Year To Date	\$ 49,504.08

ESCROW ACCOUNT:

11/01/23 - 11/30/23	30	Various	Huntington National Bank	Various	25.28	Money Market
					Earned Interest November 2023	\$ 25.28
					Earned Interest Year To Date	\$ 287.74

Earned Interest November 2023--All Funds \$ 272,043.14
Earned Interest Year To Date--All Funds \$ 2,877,780.89



Cleveland Public Library Operating Account

Monthly Investment Report
November 30, 2023

Your Investment Representative:

Jim McCourt

(614) 923-1151

jmccourt@meederinvestment.com

For questions about your account please contact your investment representative or contact publicfundsoperations@meederinvestment.com
Dublin, Ohio | Lansing, Michigan | Long Beach, California | Austin, Texas | 866-633-3371 | www.meederpublicfunds.com

PORTFOLIO SUMMARY

As of November 30, 2023



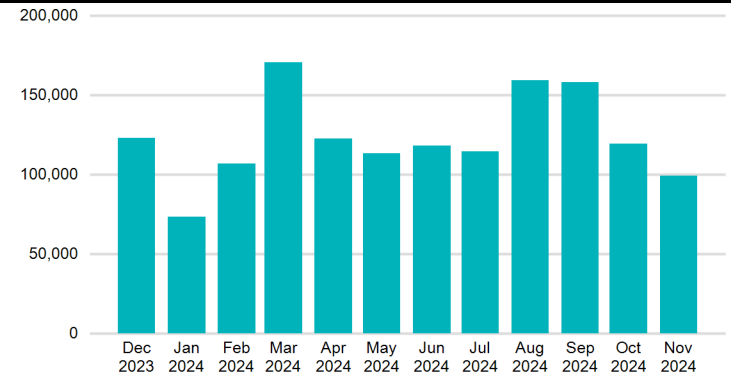
MONTHLY RECONCILIATION

Beginning Book Value	72,057,846.27
Contributions	
Withdrawals	
Prior Month Custodian Fees	(575.57)
Realized Gains/Losses	9,541.01
Purchased Interest	(4,201.43)
Gross Interest Earnings	95,159.05
Ending Book Value	72,157,769.33

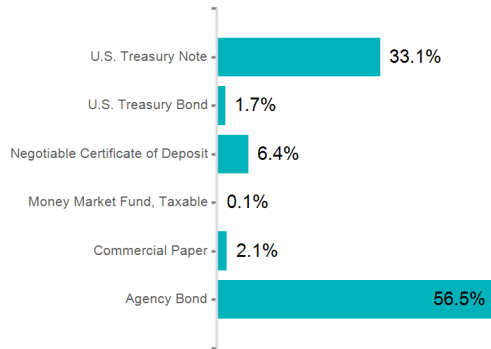
PORTFOLIO CHARACTERISTICS

Portfolio Yield to Maturity	2.55%
Portfolio Effective Duration	2.31 yrs
Weighted Average Maturity	2.48 yrs

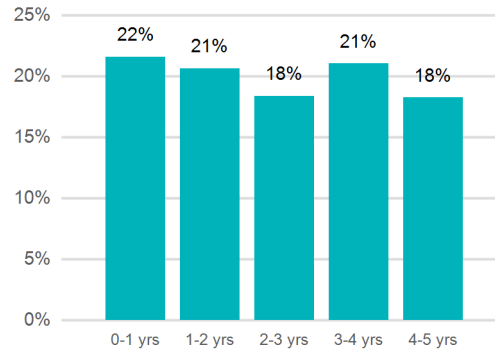
PROJECTED MONTHLY INCOME SCHEDULE



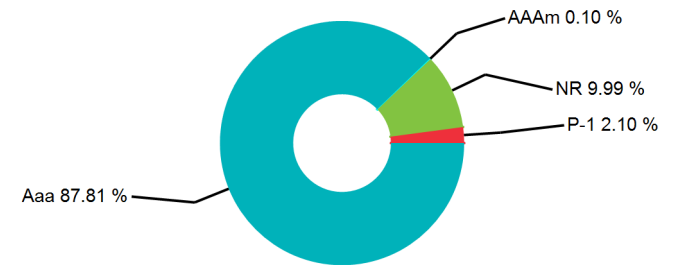
SECTOR ALLOCATION



MATURITY DISTRIBUTION



CREDIT QUALITY



Cleveland Public Library Operating Account

PROJECTED INCOME SCHEDULE

As of November 30, 2023



CUSIP	SECURITY DESCRIPTION	Dec 2023	Jan 2024	Feb 2024	Mar 2024	Apr 2024	May 2024	Jun 2024	Jul 2024	Aug 2024	Sep 2024	Oct 2024	Nov 2024
02589ABQ4	American Express National Bank 2.000% 03/09/2027				2,463						2,490		
05465DAK4	Axos Bank 1.650% 03/26/2024	338	349	349	762								
13607EHP7	Canadian Imperial Holdings Inc. 08/23/2024									61,668			
14042RLP4	Capital One, National Association 2.650% 05/22/2024						4,727						
14042TAP2	Capital One Bank (Usa), National Association 2.650% 05/22/2024						4,727						
15118RRH2	Celtic Bank Corporation 1.850% 08/30/2024	379	391	379	379	391	379	391	379	1,106			
20033AZ58	Comenity Capital Bank 2.500% 06/27/2024	512	529	529	495	529	512	529					
22533THC3	Credit Agricole Corporate and Investment Bank 08/12/2024									41,206			
3130A3VC5	FHLB 2.250% 12/08/2023	8,880											
3130AFBC0	FHLB 3.250% 09/13/2024				13,813						27,327		
3130AJLH0	FHLB 0.920% 05/19/2026						3,335						3,335
3130AJSQ3	FHLB 1.020% 07/06/2027		4,335						4,335				
3130AK6G6	FHLB 0.390% 09/23/2024				1,580						2,511		
3130AKVV5	FHLB 0.500% 02/18/2026			2,500						2,500			
3130ALZ23	FHLB 0.800% 04/28/2025					1,100						1,100	
3130AMNX6	FHLB 1.020% 06/10/2026	3,494						3,494					
3130ANAV2	FHLB 0.550% 01/28/2025		1,045						1,045				
3130ANVB3	FHLB 0.800% 09/17/2025				1,800						1,800		
3130ANYN4	FHLB 1.000% 09/30/2026				2,500						2,500		
3130ANZ60	FHLB 0.700% 06/27/2025	1,313			1,500			1,688			1,875		
3130AP3C7	FHLB 1.100% 09/30/2026				3,300						3,300		
3130APFS9	FHLB 1.050% 10/28/2026					3,596						3,596	

Cleveland Public Library Operating Account

PROJECTED INCOME SCHEDULE

As of November 30, 2023



CUSIP	SECURITY DESCRIPTION	Dec 2023	Jan 2024	Feb 2024	Mar 2024	Apr 2024	May 2024	Jun 2024	Jul 2024	Aug 2024	Sep 2024	Oct 2024	Nov 2024
3130APW43	FHLB 1.500% 12/02/2026	3,750						3,750					
3130AQR8	FHLB 1.300% 02/18/2027			5,200						10,400			
3130ATUS4	FHLB 4.250% 12/10/2027	25,181						25,181					
3130AWMN7	FHLB 4.375% 06/09/2028	14,839						18,047					
3133EK6J0	FFCB 1.625% 11/08/2024						4,063						4,447
3133ELH80	FFCB 0.680% 06/10/2025	2,550						2,550					
3133ELY32	FFCB 0.550% 07/22/2026		2,338						2,338				
3133EMBD3	FFCB 0.360% 09/24/2024				1,800						3,050		
3133EMNG3	FFCB 0.230% 01/19/2024		345										
3133EMQX3	FFCB 0.590% 02/17/2026			1,475						1,475			
3133EMWV0	FFCB 0.350% 04/22/2024					2,625							
3133EMXS6	FFCB 0.720% 04/28/2025					6,300						6,300	
3133EMZW5	FFCB 0.730% 05/19/2025						1,150						1,150
3133EN3H1	FFCB 4.000% 11/29/2027						18,000						18,000
3133EN5N6	FFCB 4.000% 01/06/2028		6,800						6,800				
3133ENG87	FFCB 2.920% 08/17/2027			9,198						9,198			
3133ENJ84	FFCB 3.375% 08/26/2024			12,656						20,404			
3133ENL99	FFCB 3.375% 09/15/2027				16,875						16,875		
3133ENTK6	FFCB 2.51% 04/01/25					6,275						6,275	
3133ENV99	FFCB 2.875% 04/26/2027					4,313						4,313	
3133EPCX1	FFCB 4.375% 03/10/2028				21,875						21,875		
3133EPF91	FEDERAL FARM 4.50% 01/27/2028						20,250						20,250
3133EPGW9	FEDERAL FARM 3.875% 04/25/2028					21,313						21,313	
3133EPHT5	FFCB 3.625 05/03/28						5,709						5,709

Cleveland Public Library Operating Account

PROJECTED INCOME SCHEDULE

As of November 30, 2023



CUSIP	SECURITY DESCRIPTION	Dec 2023	Jan 2024	Feb 2024	Mar 2024	Apr 2024	May 2024	Jun 2024	Jul 2024	Aug 2024	Sep 2024	Oct 2024	Nov 2024
3133EPUN3	FEDERAL FARM 4.5% 08/28/2028			22,500						22,500			
3133EPWK7	FFCB 4.500% 09/22/2028				22,500						22,500		
3134GV7E2	FMCC 0.500% 01/27/2025		1,250						1,250				
3134GW4B9	FMCC 0.500% 10/29/2025					1,250						1,250	
3134GW4C7	FMCC 0.800% 10/27/2026					2,120						2,120	
3134GWUS3	FMCC 0.400% 09/24/2024				2,000						2,050		
3134GWXC5	FMCC 0.350% 03/29/2024				2,250								
3134GWZG4	FMCC 0.600% 10/20/2025					1,950						1,950	
3134GWZV1	FMCC 0.650% 10/22/2025					1,333						1,333	
3134GXFV1	FMCC 0.625% 12/17/2025	1,563						1,563					
3135G05S8	FNMA 0.500% 08/14/2025			1,250						1,250			
3135GA2Z3	FNMA 0.560% 11/17/2025						1,470						1,470
3136G45C3	FNMA 0.540% 10/27/2025					1,350						1,350	
3136G4J95	FNMA 0.550% 08/25/2025			1,375						1,375			
3137EAEX3	FMCC 0.375% 09/23/2025				1,688						1,688		
31422X7K2	FARMER MAC 4.70% 09/27/2028				23,500						23,500		
31422XBN1	AGM 0.690% 02/25/2026			1,725						1,725			
31424WBB7	FARMER MAC 5% 10/23/2028					25,000						25,000	
32056GDH0	First Internet Bancorp 0.850% 05/13/2024	174	180	180	168	180	435						
38149MAZ6	Goldman Sachs Bank USA Holdings LLC 2.700% 06/05/2024	3,330						4,130					
44329ME33	HSBC Bank USA, National Association 1.300% 05/07/2025						1,608						1,625
46640PC43	J.P. Morgan Securities LLC 03/04/2024				20,579								

Cleveland Public Library Operating Account

PROJECTED INCOME SCHEDULE

As of November 30, 2023



CUSIP	SECURITY DESCRIPTION	Dec 2023	Jan 2024	Feb 2024	Mar 2024	Apr 2024	May 2024	Jun 2024	Jul 2024	Aug 2024	Sep 2024	Oct 2024	Nov 2024
538036HC1	Live Oak Banking Company 1.800% 12/11/2023	497											
61760AE88	Morgan Stanley Private Bank, National Association 2.700% 06/06/2024	3,330						4,191					
654062JR0	Nicolet National Bank 1.150% 03/28/2024	243	243	228	3,955								
732329BD8	Ponce Bank 3.500% 09/15/2027	716	740	740	692	740	716	740	716	740	740	716	740
742651DZ2	PEFCO 3.900% 10/15/2027					9,848						9,848	
7954502H7	Sallie Mae Bank 2.800% 04/17/2024					2,039							
856285SN2	State Bank of India 1.900% 01/22/2025		2,347						2,347				
87165E2M8	Synchrony Bank 1.250% 04/24/2025					1,554						1,554	
87270LDK6	Everbank, National Association 0.200% 02/12/2024			998									
88413QCN6	Third Federal Savings and Loan Association of Cleveland 0.750% 05/21/2024						1,180						
89235MPB1	Toyota Financial Savings Bank 3.600% 09/09/2027				4,398						4,446		
9128282R0	UST 2.250% 08/15/2027			12,038						12,038			
9128283P3	UST 2.250% 12/31/2024	5,625						5,625					
9128283Z1	UST 2.750% 02/28/2025			7,700						7,700			
912828U24	UST 2.000% 11/15/2026						7,950						7,950
912828X88	UST 2.375% 05/15/2027						11,400						11,400
912828Z78	UST 1.500% 01/31/2027		6,150						6,150				
912828ZT0	UST 0.250% 05/31/2025						2,188						2,188
91282CAM3	UST 0.250% 09/30/2025				581						581		
91282CAT8	UST 0.250% 10/31/2025					938						938	

Cleveland Public Library Operating Account

PROJECTED INCOME SCHEDULE

As of November 30, 2023



CUSIP	SECURITY DESCRIPTION	Dec 2023	Jan 2024	Feb 2024	Mar 2024	Apr 2024	May 2024	Jun 2024	Jul 2024	Aug 2024	Sep 2024	Oct 2024	Nov 2024
91282CAZ4	UST 0.375% 11/30/2025						1,406						1,406
91282CBC4	UST 0.375% 12/31/2025	1,406						1,406					
91282CBH3	UST 0.375% 01/31/2026		2,344						2,344				
91282CBQ3	UST 0.500% 02/28/2026			1,875						1,875			
91282CBT7	UST 0.750% 03/31/2026				4,688						4,688		
91282CCJ8	UST 0.875% 06/30/2026	2,188						2,188					
91282CCL3	UST 0.375% 07/15/2024		938						31,660				
91282CCW9	UST 0.750% 08/31/2026			1,875						1,875			
91282CCZ2	UST 0.875% 09/30/2026				2,188						2,188		
91282CDB4	UST 0.625% 10/15/2024					1,563						3,652	
91282CEF4	UST 2.500% 03/31/2027				11,938						11,938		
91282CEN7	UST 2.750% 04/30/2027					10,588						10,588	
91282CET4	UST 2.625% 05/31/2027						10,631						10,631
91282CEW7	UST 3.250% 06/30/2027	16,510						16,510					
91282CFA4	UST 3.000% 07/31/2024		11,250						23,232				
91282CFB2	UST 2.750% 07/31/2027		13,750						13,750				
91282CFH9	UST 3.125% 08/31/2027			14,844						14,844			
91282CFU0	UST 4.125% 10/31/2027					20,625						20,625	
91282CFX4	UST 4.500% 11/30/2024						11,250						8,984
91282CGC9	UST 3.875% 12/31/2027	5,813						5,813					
91282CGP0	UST 4.000% 02/29/2028			19,500						19,500			
91282CHK0	UST 4.000% 06/30/2028	20,000						20,000					
91282CHQ7	UST 4.125% 07/31/2028		17,944						17,944				

PROJECTED INCOME SCHEDULE

As of November 30, 2023



CUSIP	SECURITY DESCRIPTION	Dec 2023	Jan 2024	Feb 2024	Mar 2024	Apr 2024	May 2024	Jun 2024	Jul 2024	Aug 2024	Sep 2024	Oct 2024	Nov 2024
949763M78	Wells Fargo Bank, National Association 1.950% 10/18/2024	361	373	373	349	373	361	373	361	373	373	923	
TOTAL		122,989	73,639	119,485	170,612	127,890	113,444	118,166	114,650	233,751	158,293	124,742	99,286

POSITION STATEMENT

As of November 30, 2023



CUSIP	Security Description	Trade Date/ Settlement Date	Par Value	Principal Cost/ Purchased Interest	Total Cost	Yield at Cost	Maturity/ Duration	Market Price/ Market Value	Unrealized Gain/ (Loss)	% of Assets	Moody's/ S&P Rating
Cash and Cash Equivalents											
31846V567	First American Funds, Inc.	11/30/2023 11/30/2023	\$67,088.50	\$67,088.50	\$67,088.50	5.25%	0.003 0.003	\$1.00 \$67,088.50	\$0.00	0.08%	AAAm
STAROHIO	STAR Ohio XX688	11/30/2023 11/30/2023	\$14,599,402.63	\$14,599,402.63	\$14,599,402.63	5.59%	0.003 0.003	\$1.00 \$14,599,402.63	\$0.00	17.25%	AAAm
SubTotal			\$14,666,491.13	\$14,666,491.13	\$14,666,491.13	5.59%		\$14,666,491.13	\$0.00	17.33%	
Agency Bond											
3130A3VC5	FHLB 2.250% 12/08/2023	3/24/2022 3/25/2022	\$1,000,000.00	\$1,002,370.00	\$1,002,370.00	2.11%	0.022 0.024	\$99.93 \$999,280.00	(\$3,090.00)	1.18%	Aaa AA+
3133EMNG3	FFCB 0.230% 01/19/2024	2/18/2021 2/19/2021	\$575,000.00	\$575,316.25	\$575,316.25	0.21%	0.137 0.136	\$99.29 \$570,894.50	(\$4,421.75)	0.67%	Aaa AA+
3134GWXC5	FMCC 0.350% 03/29/2024	10/21/2020 10/23/2020	\$1,000,000.00	\$999,500.00	\$999,500.00	0.36%	0.329 0.322	\$98.37 \$983,710.00	(\$15,790.00)	1.16%	Aaa AA+
3133EMWV0	FFCB 0.350% 04/22/2024	4/26/2021 4/27/2021	\$1,500,000.00	\$1,500,000.00	\$1,500,000.00	0.35%	0.395 0.386	\$98.07 \$1,470,975.00	(\$29,025.00)	1.74%	Aaa AA+
3133ENJ84	FFCB 3.375% 08/26/2024	9/15/2022 9/16/2022	\$750,000.00	\$742,252.50	\$742,252.50	3.93%	0.740 0.715	\$98.61 \$739,590.00	\$0.00	0.88%	Aaa AA+
3130AFBC0	FHLB 3.250% 09/13/2024	9/20/2022 9/21/2022	\$850,000.00	\$836,485.85	\$836,485.85	4.09%	0.789 0.763	\$98.47 \$836,961.00	\$475.15	0.99%	Aaa AA+
3130AK6G6	FHLB 0.390% 09/23/2024	9/29/2020 9/30/2020	\$810,000.00	\$809,068.50	\$809,068.50	0.42%	0.816 0.796	\$96.10 \$778,410.00	(\$30,658.50)	0.92%	Aaa AA+
3134GWUS3	FMCC 0.400% 09/24/2024	9/17/2020 9/24/2020	\$1,000,000.00	\$999,950.00	\$999,950.00	0.40%	0.819 0.798	\$96.10 \$960,960.00	(\$38,990.00)	1.14%	Aaa AA+
3133EMBD3	FFCB 0.360% 09/24/2024	9/24/2020 9/29/2020	\$1,000,000.00	\$998,750.00	\$998,750.00	0.39%	0.819 0.798	\$96.03 \$960,340.00	(\$38,410.00)	1.13%	Aaa AA+
3133EK6J0	FFCB 1.625% 11/08/2024	11/1/2019 11/8/2019	\$500,000.00	\$499,615.00	\$499,615.00	1.64%	0.942 0.916	\$96.81 \$484,055.00	(\$15,560.00)	0.57%	Aaa AA+
3134GV7E2	FMCC 0.500% 01/27/2025	7/8/2020 7/27/2020	\$500,000.00	\$498,600.00	\$498,600.00	0.56%	1.162 1.129	\$94.73 \$473,665.00	(\$24,935.00)	0.56%	Aaa AA+
3130ANAV2	FHLB 0.550% 01/28/2025	5/26/2022 5/27/2022	\$380,000.00	\$359,062.00	\$359,062.00	2.70%	1.164 1.133	\$94.97 \$360,893.60	\$1,831.60	0.43%	Aaa AA+
3133ENTK6	FFCB 2.51% 04/01/25	3/25/2022 4/1/2022	\$500,000.00	\$498,975.00	\$498,975.00	2.58%	1.337 1.287	\$96.86 \$484,320.00	(\$14,655.00)	0.57%	Aaa AA+

Cleveland Public Library Operating Account

POSITION STATEMENT

As of November 30, 2023



CUSIP	Security Description	Trade Date/ Settlement Date	Par Value	Principal Cost/ Purchased Interest	Total Cost	Yield at Cost	Maturity/ Duration	Market Price/ Market Value	Unrealized Gain/ (Loss)	% of Assets	Moody's/ S&P Rating
3130ALZ23	FHLB 0.800% 04/28/2025	4/7/2021 4/28/2021	\$275,000.00	\$275,000.00	\$275,000.00	0.80%	1.411 1.371	\$94.26 \$259,220.50	(\$15,779.50)	0.31%	Aaa AA+
3133EMXS6	FFCB 0.720% 04/28/2025	4/26/2021 4/28/2021	\$1,750,000.00	\$1,748,632.81	\$1,748,632.81	0.74%	1.411 1.371	\$94.16 \$1,647,712.50	(\$100,920.31)	1.95%	Aaa AA+
3133EMZW5	FFCB 0.730% 05/19/2025	5/25/2021 5/28/2021	\$315,000.00	\$315,000.00	\$315,000.00	0.73%	1.468 1.428	\$93.99 \$296,059.05	(\$18,940.95)	0.35%	Aaa AA+
3133ELH80	FFCB 0.680% 06/10/2025	6/24/2020 6/26/2020	\$750,000.00	\$750,000.00	\$750,000.00	0.68%	1.529 1.482	\$93.75 \$703,095.00	(\$46,905.00)	0.83%	Aaa AA+
3130ANZ60	FHLB 0.700% 06/27/2025	10/26/2021 10/27/2021	\$750,000.00	\$742,500.00	\$742,500.00	0.96%	1.575 1.525	\$94.12 \$705,870.00	(\$36,630.00)	0.83%	Aaa AA+
3135G05S8	FNMA 0.500% 08/14/2025	11/18/2022 11/21/2022	\$500,000.00	\$446,565.00	\$446,565.00	4.72%	1.707 1.659	\$92.86 \$464,310.00	\$17,745.00	0.55%	Aaa AA+
3136G4J95	FNMA 0.550% 08/25/2025	8/19/2020 8/25/2020	\$500,000.00	\$499,375.00	\$499,375.00	0.58%	1.737 1.688	\$92.86 \$464,280.00	(\$35,095.00)	0.55%	Aaa AA+
3130ANVB3	FHLB 0.800% 09/17/2025	9/1/2021 9/17/2021	\$450,000.00	\$450,000.00	\$450,000.00	0.80%	1.800 1.745	\$93.13 \$419,103.00	(\$30,897.00)	0.50%	Aaa AA+
3137EAEX3	FMCC 0.375% 09/23/2025	9/29/2021 9/30/2021	\$900,000.00	\$885,114.00	\$885,114.00	0.80%	1.816 1.769	\$92.45 \$832,059.00	(\$53,055.00)	0.98%	Aaa AA+
3134GWZG4	FMCC 0.600% 10/20/2025	10/6/2020 10/20/2020	\$650,000.00	\$650,000.00	\$650,000.00	0.60%	1.890 1.836	\$92.41 \$600,665.00	(\$49,335.00)	0.71%	Aaa AA+
3134GWZV1	FMCC 0.650% 10/22/2025	10/18/2021 10/20/2021	\$410,000.00	\$404,260.00	\$404,260.00	1.01%	1.896 1.839	\$92.21 \$378,077.40	(\$26,182.60)	0.45%	Aaa AA+
3136G45C3	FNMA 0.540% 10/27/2025	10/21/2020 10/27/2020	\$500,000.00	\$499,500.00	\$499,500.00	0.56%	1.910 1.857	\$92.38 \$461,895.00	(\$37,605.00)	0.55%	Aaa AA+
3134GW4B9	FMCC 0.500% 10/29/2025	10/9/2020 10/29/2020	\$500,000.00	\$499,000.00	\$499,000.00	0.54%	1.915 1.863	\$92.31 \$461,570.00	(\$37,430.00)	0.55%	Aaa AA+
3135GA2Z3	FNMA 0.560% 11/17/2025	11/12/2020 11/17/2020	\$525,000.00	\$523,818.75	\$523,818.75	0.61%	1.967 1.913	\$92.25 \$484,333.50	(\$39,485.25)	0.57%	Aaa AA+
3134GXFV1	FMCC 0.625% 12/17/2025	12/3/2020 12/17/2020	\$500,000.00	\$499,750.00	\$499,750.00	0.64%	2.049 1.984	\$91.91 \$459,565.00	(\$40,185.00)	0.54%	Aaa AA+
3133EMQX3	FFCB 0.590% 02/17/2026	2/18/2021 2/25/2021	\$500,000.00	\$498,045.00	\$498,045.00	0.67%	2.219 2.149	\$91.00 \$455,015.00	(\$43,030.00)	0.54%	Aaa AA+
3130AKVV5	FHLB 0.500% 02/18/2026	1/28/2021 2/18/2021	\$1,000,000.00	\$1,000,000.00	\$1,000,000.00	0.50%	2.222 2.156	\$91.28 \$912,790.00	(\$87,210.00)	1.08%	Aaa AA+
31422XBN1	AGM 0.690% 02/25/2026	2/18/2021 2/25/2021	\$500,000.00	\$499,850.00	\$499,850.00	0.70%	2.241 2.170	\$91.62 \$458,080.00	(\$41,770.00)	0.54%	

Cleveland Public Library Operating Account

POSITION STATEMENT

As of November 30, 2023



CUSIP	Security Description	Trade Date/ Settlement Date	Par Value	Principal Cost/ Purchased Interest	Total Cost	Yield at Cost	Maturity/ Duration	Market Price/ Market Value	Unrealized Gain/ (Loss)	% of Assets	Moody's/ S&P Rating
3130AJLH0	FHLB 0.920% 05/19/2026	10/18/2021 10/19/2021	\$725,000.00	\$718,272.00	\$718,272.00	1.13%	2.468 2.380	\$91.24 \$661,504.50	(\$56,767.50)	0.78%	Aaa AA+
3130AMNX6	FHLB 1.020% 06/10/2026	5/26/2021 6/10/2021	\$685,000.00	\$685,000.00	\$685,000.00	1.02%	2.529 2.421	\$91.54 \$627,069.55	(\$57,930.45)	0.74%	Aaa AA+
3133ELY32	FFCB 0.550% 07/22/2026	3/30/2023 3/31/2023	\$850,000.00	\$758,616.50	\$758,616.50	4.06%	2.644 2.562	\$90.13 \$766,130.50	\$7,514.00	0.91%	Aaa AA+
3130ANYN4	FHLB 1.000% 09/30/2026	9/14/2021 9/30/2021	\$500,000.00	\$500,000.00	\$500,000.00	1.00%	2.836 2.716	\$90.56 \$452,790.00	(\$47,210.00)	0.53%	Aaa AA+
3130AP3C7	FHLB 1.100% 09/30/2026	10/25/2021 10/26/2021	\$600,000.00	\$594,000.00	\$594,000.00	1.24%	2.836 2.708	\$90.83 \$544,986.00	(\$49,014.00)	0.64%	Aaa AA+
3134GW4C7	FMCC 0.800% 10/27/2026	6/16/2022 6/17/2022	\$530,000.00	\$468,138.40	\$468,138.40	3.72%	2.910 2.801	\$89.58 \$474,763.40	\$6,625.00	0.56%	Aaa AA+
3130APFS9	FHLB 1.050% 10/28/2026	10/18/2021 10/28/2021	\$685,000.00	\$679,040.50	\$679,040.50	1.23%	2.912 2.784	\$90.60 \$620,603.15	(\$58,437.35)	0.73%	Aaa AA+
3130APW43	FHLB 1.500% 12/02/2026	12/16/2021 12/20/2021	\$500,000.00	\$499,925.00	\$499,925.00	1.50%	3.008 2.815	\$91.61 \$458,040.00	(\$41,885.00)	0.54%	Aaa AA+
3130AQPR8	FHLB 1.300% 02/18/2027	3/29/2023 3/31/2023	\$800,000.00	\$743,728.00	\$743,728.00	4.27%	3.222 3.033	\$93.90 \$751,232.00	\$7,504.00	0.89%	Aaa AA+
3133ENV9D9	FFCB 2.875% 04/26/2027	4/22/2022 4/26/2022	\$300,000.00	\$298,452.00	\$298,452.00	2.99%	3.405 3.182	\$95.07 \$285,198.00	(\$13,254.00)	0.34%	Aaa AA+
3130AJSQ3	FHLB 1.020% 07/06/2027	4/19/2023 4/20/2023	\$850,000.00	\$747,668.50	\$747,668.50	4.17%	3.600 3.408	\$88.12 \$749,020.00	\$1,351.50	0.88%	Aaa AA+
3133ENG87	FFCB 2.920% 08/17/2027	8/19/2022 8/22/2022	\$630,000.00	\$622,616.40	\$622,616.40	3.18%	3.715 3.433	\$94.84 \$597,466.80	(\$25,149.60)	0.71%	Aaa AA+
3133ENL99	FFCB 3.375% 09/15/2027	9/14/2022 9/15/2022	\$1,000,000.00	\$986,010.00	\$986,010.00	3.68%	3.795 3.483	\$96.34 \$963,400.00	(\$22,610.00)	1.14%	Aaa AA+
742651DZ2	PEFCO 3.900% 10/15/2027	4/27/2023 5/3/2023	\$255,000.00	\$255,408.00	\$255,408.00	3.86%	3.877 3.530	\$97.56 \$248,778.00	(\$6,630.00)	0.29%	Aaa AA+
742651DZ2	PEFCO 3.900% 10/15/2027	4/28/2023 5/3/2023	\$250,000.00	\$249,600.00	\$249,600.00	3.94%	3.877 3.530	\$97.56 \$243,900.00	(\$5,700.00)	0.29%	Aaa AA+
3133EN3H1	FFCB 4.000% 11/29/2027	11/22/2022 11/29/2022	\$900,000.00	\$896,580.00	\$896,580.00	4.08%	4.000 3.649	\$98.44 \$885,960.00	(\$10,620.00)	1.05%	Aaa AA+
3130ATUS4	FHLB 4.250% 12/10/2027	12/14/2022 12/16/2022	\$1,185,000.00	\$1,209,553.20	\$1,209,553.20	3.79%	4.030 3.590	\$99.58 \$1,179,987.45	(\$29,565.75)	1.39%	Aaa AA+
3133EN5N6	FFCB 4.000% 01/06/2028	1/17/2023 1/19/2023	\$340,000.00	\$344,705.60	\$344,705.60	3.69%	4.104 3.677	\$98.39 \$334,536.20	(\$10,169.40)	0.40%	Aaa AA+

Cleveland Public Library Operating Account

POSITION STATEMENT

As of November 30, 2023



CUSIP	Security Description	Trade Date/ Settlement Date	Par Value	Principal Cost/ Purchased Interest	Total Cost	Yield at Cost	Maturity/ Duration	Market Price/ Market Value	Unrealized Gain/ (Loss)	% of Assets	Moody's/ S&P Rating
3133EPCX1	FFCB 4.375% 03/10/2028	3/7/2023 3/10/2023	\$1,000,000.00	\$997,460.00	\$997,460.00	4.43%	4.279 3.823	\$99.76 \$997,590.00	\$130.00	1.18%	Aaa AA+
3133EPGW9	FEDERAL FARM 3.875% 04/25/2028	4/19/2023 4/25/2023	\$1,100,000.00	\$1,098,647.00	\$1,098,647.00	3.90%	4.405 3.980	\$97.77 \$1,075,481.00	(\$23,166.00)	1.27%	Aaa AA+
3133EPHT5	FFCB 3.625 05/03/28	4/27/2023 5/3/2023	\$315,000.00	\$313,270.65	\$313,270.65	3.75%	4.427 4.019	\$96.80 \$304,913.70	(\$8,356.95)	0.36%	Aaa AA+
3130AWMN7	FHLB 4.375% 06/09/2028	8/10/2023 8/11/2023	\$825,000.00	\$826,105.50 \$3,007.82	\$829,113.32	4.34%	4.529 3.997	\$100.12 \$825,998.25	(\$107.25)	0.98%	Aaa AA+
3133EPUN3	FEDERAL FARM 4.5% 08/28/2028	8/25/2023 8/28/2023	\$1,000,000.00	\$999,468.20	\$999,468.20	4.51%	4.748 4.183	\$100.22 \$1,002,190.00	\$2,721.80	1.18%	Aaa AA+
3133EPWK7	FFCB 4.500% 09/22/2028	10/4/2023 10/5/2023	\$1,000,000.00	\$984,136.00 \$1,625.00	\$985,761.00	4.86%	4.816 4.253	\$100.83 \$1,008,270.00	\$24,134.00	1.19%	Aaa AA+
31422X7K2	FARMER MAC 4.70% 09/27/2028	9/27/2023 10/2/2023	\$1,000,000.00	\$995,650.00 \$652.78	\$996,302.78	4.80%	4.830 4.248	\$101.35 \$1,013,510.00	\$17,860.00	1.20%	
31424WBB7	FARMER MAC 5% 10/23/2028	10/18/2023 10/23/2023	\$1,000,000.00	\$1,000,000.00	\$1,000,000.00	5.00%	4.901 4.293	\$102.54 \$1,025,400.00	\$25,400.00	1.21%	
3133EPF91	FEDERAL FARM 4.50% 01/27/2028	11/22/2023 11/27/2023	\$900,000.00	\$899,037.00	\$899,037.00	4.52%	4.997 4.431	\$100.89 \$908,001.00	\$8,964.00	1.07%	Aaa AA+
SubTotal			\$41,365,000.00	\$40,877,444.11 \$5,285.60	\$40,882,729.71	2.34%		\$39,574,473.55	(\$1,300,308.06)	46.76%	
Commercial Paper											
46640PC43	J.P. Morgan Securities LLC 03/04/2024	6/8/2023 6/9/2023	\$510,000.00	\$489,421.50	\$489,421.50	5.63%	0.260 0.255	\$98.53 \$502,477.50	\$13,056.00	0.59%	P-1 A-1
22533THC3	Credit Agricole Corporate and Investment Bank 08/12/2024	11/16/2023 11/17/2023	\$1,010,000.00	\$968,793.68	\$968,793.68	5.69%	0.701 0.683	\$96.03 \$969,923.20	\$1,129.52	1.15%	P-1 A-1
SubTotal			\$1,520,000.00	\$1,458,215.18	\$1,458,215.18	5.67%		\$1,472,400.70	\$14,185.52	1.74%	
Negotiable Certificate of Deposit											
538036HC1	Live Oak Banking Company 1.800% 12/11/2023	12/6/2019 12/11/2019	\$100,000.00	\$99,700.00	\$99,700.00	1.88%	0.030 0.032	\$99.89 \$99,891.00	\$191.00	0.12%	
87270LDK6	Everbank, National Association 0.200% 02/12/2024	2/18/2021 2/22/2021	\$249,000.00	\$248,253.00	\$248,253.00	0.30%	0.203 0.200	\$98.95 \$246,375.54	(\$1,877.46)	0.29%	

Cleveland Public Library Operating Account

POSITION STATEMENT

As of November 30, 2023



CUSIP	Security Description	Trade Date/ Settlement Date	Par Value	Principal Cost/ Purchased Interest	Total Cost	Yield at Cost	Maturity/ Duration	Market Price/ Market Value	Unrealized Gain/ (Loss)	% of Assets	Moody's/ S&P Rating
05465DAK4	Axos Bank 1.650% 03/26/2024	2/27/2020 3/26/2020	\$249,000.00	\$248,564.25	\$248,564.25	1.70%	0.321 0.313	\$98.80 \$246,007.02	(\$2,557.23)	0.29%	
654062JR0	Nicolet National Bank 1.150% 03/28/2024	3/25/2020 3/31/2020	\$249,000.00	\$245,265.00	\$245,265.00	1.54%	0.326 0.319	\$98.63 \$245,583.72	\$318.72	0.29%	
7954502H7	Sallie Mae Bank 2.800% 04/17/2024	4/9/2019 4/17/2019	\$110,000.00	\$109,505.00	\$109,505.00	2.90%	0.381 0.372	\$98.99 \$108,892.30	(\$612.70)	0.13%	
32056GDH0	First Internet Bancorp 0.850% 05/13/2024	5/6/2020 5/11/2020	\$249,000.00	\$248,751.00	\$248,751.00	0.88%	0.452 0.441	\$97.97 \$243,947.79	(\$4,803.21)	0.29%	
88413QCN6	Third Federal Savings and Loan Association of Cleveland 0.750% 05/21/2024	5/6/2020 5/22/2020	\$249,000.00	\$248,751.00	\$248,751.00	0.78%	0.474 0.464	\$97.82 \$243,574.29	(\$5,176.71)	0.29%	
14042TAP2	Capital One Bank (Usa), National Association 2.650% 05/22/2024	5/15/2019 5/30/2019	\$246,000.00	\$244,524.00	\$244,524.00	2.78%	0.477 0.466	\$98.70 \$242,797.08	(\$1,726.92)	0.29%	
14042RLP4	Capital One, National Association 2.650% 05/22/2024	5/15/2019 5/30/2019	\$246,000.00	\$244,524.00	\$244,524.00	2.78%	0.477 0.466	\$98.70 \$242,797.08	(\$1,726.92)	0.29%	
38149MAZ6	Goldman Sachs Bank USA Holdings LLC 2.700% 06/05/2024	6/3/2019 6/5/2019	\$246,000.00	\$245,200.50	\$245,200.50	2.77%	0.515 0.497	\$98.63 \$242,632.26	(\$2,568.24)	0.29%	
61760AE88	Morgan Stanley Private Bank, National Association 2.700% 06/06/2024	6/3/2019 6/6/2019	\$246,000.00	\$245,139.00	\$245,139.00	2.78%	0.518 0.500	\$98.62 \$242,615.04	(\$2,523.96)	0.29%	
20033AZ58	Comenity Capital Bank 2.500% 06/27/2024	6/25/2019 6/27/2019	\$249,000.00	\$249,000.00	\$249,000.00	2.50%	0.575 0.558	\$98.35 \$244,898.97	(\$4,101.03)	0.29%	
15118RRH2	Celtic Bank Corporation 1.850% 08/30/2024	8/16/2019 8/30/2019	\$249,000.00	\$248,285.37	\$248,285.37	1.91%	0.751 0.727	\$97.33 \$242,344.23	(\$5,941.14)	0.29%	
949763M78	Wells Fargo Bank, National Association 1.950% 10/18/2024	10/25/2019 10/29/2019	\$225,000.00	\$224,437.50	\$224,437.50	2.00%	0.885 0.855	\$96.91 \$218,056.50	(\$6,381.00)	0.26%	
856285SN2	State Bank of India 1.900% 01/22/2025	1/8/2020 1/22/2020	\$247,000.00	\$244,777.00	\$244,777.00	2.09%	1.148 1.104	\$96.00 \$237,107.65	(\$7,669.35)	0.28%	

POSITION STATEMENT

As of November 30, 2023



CUSIP	Security Description	Trade Date/ Settlement Date	Par Value	Principal Cost/ Purchased Interest	Total Cost	Yield at Cost	Maturity/ Duration	Market Price/ Market Value	Unrealized Gain/ (Loss)	% of Assets	Moody's/ S&P Rating
87165E2M8	Synchrony Bank 1.250% 04/24/2025	4/20/2020 4/24/2020	\$248,000.00	\$246,326.00	\$246,326.00	1.39%	1.400 1.354	\$94.38 \$234,062.40	(\$12,263.60)	0.28%	
44329ME33	HSBC Bank USA, National Association 1.300% 05/07/2025	4/24/2020 5/7/2020	\$248,000.00	\$247,132.00	\$247,132.00	1.37%	1.436 1.389	\$94.33 \$233,935.92	(\$13,196.08)	0.28%	
02589ABQ4	American Express National Bank 2.000% 03/09/2027	3/2/2022 3/9/2022	\$247,000.00	\$245,765.00	\$245,765.00	2.11%	3.274 3.082	\$90.49 \$223,520.18	(\$22,244.82)	0.26%	
89235MPB1	Toyota Financial Savings Bank 3.600% 09/09/2027	8/30/2022 9/9/2022	\$245,000.00	\$244,142.50	\$244,142.50	3.68%	3.778 3.435	\$94.22 \$230,839.00	(\$13,303.50)	0.27%	
732329BD8	Ponce Bank 3.500% 09/15/2027	8/30/2022 9/15/2022	\$249,000.00	\$248,626.50	\$248,626.50	3.53%	3.795 3.447	\$93.81 \$233,596.86	(\$15,029.64)	0.28%	
SubTotal			\$4,646,000.00	\$4,626,668.62	\$4,626,668.62	2.06%		\$4,503,474.83	(\$123,193.79)	5.32%	

U.S. Treasury Bond

91282CFA4	UST 3.000% 07/31/2024	9/15/2022 9/16/2022	\$750,000.00	\$738,017.58	\$738,017.58	3.89%	0.668 0.646	\$98.50 \$738,720.00	\$702.42	0.87%	Aaa AA+
9128283P3	UST 2.250% 12/31/2024	3/24/2022 3/25/2022	\$500,000.00	\$498,730.47	\$498,730.47	2.34%	1.088 1.045	\$96.98 \$484,885.00	(\$13,845.47)	0.57%	Aaa AA+
SubTotal			\$1,250,000.00	\$1,236,748.05	\$1,236,748.05	3.28%		\$1,223,605.00	(\$13,143.05)	1.45%	

U.S. Treasury Note

91282CCL3	UST 0.375% 07/15/2024	12/19/2022 12/20/2022	\$500,000.00	\$469,277.34	\$469,277.34	4.47%	0.625 0.609	\$97.00 \$485,000.00	\$15,722.66	0.57%	Aaa AA+
91282CDB4	UST 0.625% 10/15/2024	10/28/2021 10/29/2021	\$500,000.00	\$497,910.16	\$497,910.16	0.77%	0.877 0.854	\$96.09 \$480,450.00	(\$17,460.16)	0.57%	Aaa AA+
91282CFX4	UST 4.500% 11/30/2024	12/19/2022 12/20/2022	\$500,000.00	\$502,265.63	\$502,265.63	4.25%	1.003 0.947	\$99.31 \$496,545.00	(\$5,720.63)	0.59%	Aaa AA+
9128283Z1	UST 2.750% 02/28/2025	10/25/2022 10/26/2022	\$560,000.00	\$539,175.00	\$539,175.00	4.44%	1.249 1.200	\$97.27 \$544,689.60	\$5,514.60	0.64%	Aaa AA+
912828ZT0	UST 0.250% 05/31/2025	4/26/2021 4/27/2021	\$1,750,000.00	\$1,723,544.92	\$1,723,544.92	0.62%	1.501 1.463	\$93.36 \$1,633,782.50	(\$89,762.42)	1.93%	Aaa AA+
91282CAM3	UST 0.250% 09/30/2025	10/14/2021 10/15/2021	\$465,000.00	\$453,938.09	\$453,938.09	0.86%	1.836 1.790	\$92.25 \$428,981.10	(\$24,956.99)	0.51%	Aaa AA+
91282CAT8	UST 0.250% 10/31/2025	10/27/2021 10/28/2021	\$750,000.00	\$728,056.64	\$728,056.64	1.00%	1.921 1.873	\$91.95 \$689,617.50	(\$38,439.14)	0.81%	Aaa AA+

POSITION STATEMENT

As of November 30, 2023



CUSIP	Security Description	Trade Date/ Settlement Date	Par Value	Principal Cost/ Purchased Interest	Total Cost	Yield at Cost	Maturity/ Duration	Market Price/ Market Value	Unrealized Gain/ (Loss)	% of Assets	Moody's/ S&P Rating
91282CAZ4	UST 0.375% 11/30/2025	10/28/2021 10/29/2021	\$750,000.00	\$729,462.89	\$729,462.89	1.06%	2.003 1.948	\$91.93 \$689,475.00	(\$39,987.89)	0.81%	Aaa AA+
91282CBC4	UST 0.375% 12/31/2025	10/28/2021 10/29/2021	\$750,000.00	\$728,613.28	\$728,613.28	1.08%	2.088 2.031	\$91.73 \$687,982.50	(\$40,630.78)	0.81%	Aaa AA+
91282CBH3	UST 0.375% 01/31/2026	4/26/2021 4/27/2021	\$1,250,000.00	\$1,225,048.83	\$1,225,048.83	0.80%	2.173 2.114	\$91.39 \$1,142,337.50	(\$82,711.33)	1.35%	Aaa AA+
91282CBQ3	UST 0.500% 02/28/2026	10/28/2021 10/29/2021	\$750,000.00	\$730,751.95	\$730,751.95	1.11%	2.249 2.186	\$91.41 \$685,575.00	(\$45,176.95)	0.81%	Aaa AA+
91282CBT7	UST 0.750% 03/31/2026	4/26/2021 4/27/2021	\$1,250,000.00	\$1,245,654.30	\$1,245,654.30	0.82%	2.334 2.263	\$91.79 \$1,147,312.50	(\$98,341.80)	1.36%	Aaa AA+
91282CCJ8	UST 0.875% 06/30/2026	10/22/2021 10/25/2021	\$500,000.00	\$493,027.34	\$493,027.34	1.18%	2.584 2.492	\$91.42 \$457,110.00	(\$35,917.34)	0.54%	Aaa AA+
91282CCW9	UST 0.750% 08/31/2026	8/26/2021 8/31/2021	\$500,000.00	\$497,734.38	\$497,734.38	0.84%	2.753 2.663	\$90.55 \$452,755.00	(\$44,979.38)	0.53%	Aaa AA+
91282CCZ2	UST 0.875% 09/30/2026	9/29/2021 9/30/2021	\$500,000.00	\$496,699.22	\$496,699.22	1.01%	2.836 2.739	\$90.73 \$453,655.00	(\$43,044.22)	0.54%	Aaa AA+
912828U24	UST 2.000% 11/15/2026	7/13/2022 7/14/2022	\$795,000.00	\$760,467.19	\$760,467.19	3.08%	2.962 2.821	\$93.40 \$742,514.10	(\$17,953.09)	0.88%	Aaa AA+
912828Z78	UST 1.500% 01/31/2027	5/9/2022 5/10/2022	\$245,000.00	\$229,017.58	\$229,017.58	2.99%	3.173 3.022	\$91.59 \$224,405.30	(\$4,612.28)	0.27%	Aaa AA+
912828Z78	UST 1.500% 01/31/2027	6/29/2023 6/30/2023	\$575,000.00	\$520,734.38	\$520,734.38	4.37%	3.173 3.022	\$91.59 \$526,665.50	\$5,931.12	0.62%	Aaa AA+
91282CEF4	UST 2.500% 03/31/2027	5/31/2022 5/31/2022	\$455,000.00	\$447,979.49	\$447,979.49	2.84%	3.334 3.131	\$94.33 \$429,210.60	(\$18,768.89)	0.51%	Aaa AA+
91282CEF4	UST 2.500% 03/31/2027	6/29/2023 6/30/2023	\$500,000.00	\$468,535.16	\$468,535.16	4.33%	3.334 3.131	\$94.33 \$471,660.00	\$3,124.84	0.56%	Aaa AA+
91282CEN7	UST 2.750% 04/30/2027	4/28/2022 5/2/2022	\$245,000.00	\$243,325.20	\$243,325.20	2.90%	3.416 3.277	\$94.97 \$232,674.05	(\$10,651.15)	0.27%	Aaa AA+
91282CEN7	UST 2.750% 04/30/2027	3/9/2023 3/10/2023	\$525,000.00	\$491,777.34	\$491,777.34	4.44%	3.416 3.277	\$94.97 \$498,587.25	\$6,809.91	0.59%	Aaa AA+
912828X88	UST 2.375% 05/15/2027	7/25/2022 7/26/2022	\$960,000.00	\$936,937.50	\$936,937.50	2.91%	3.458 3.258	\$93.70 \$899,472.00	(\$37,465.50)	1.06%	Aaa AA+
91282CET4	UST 2.625% 05/31/2027	5/27/2022 5/31/2022	\$810,000.00	\$807,247.27	\$807,247.27	2.70%	3.501 3.244	\$94.44 \$764,947.80	(\$42,299.47)	0.90%	Aaa AA+
91282CEW7	UST 3.250% 06/30/2027	8/30/2022 8/31/2022	\$266,000.00	\$265,210.31	\$265,210.31	3.32%	3.584 3.287	\$96.44 \$256,525.08	(\$8,685.23)	0.30%	Aaa AA+

Cleveland Public Library Operating Account

POSITION STATEMENT

As of November 30, 2023



CUSIP	Security Description	Trade Date/ Settlement Date	Par Value	Principal Cost/ Purchased Interest	Total Cost	Yield at Cost	Maturity/ Duration	Market Price/ Market Value	Unrealized Gain/ (Loss)	% of Assets	Moody's/ S&P Rating
91282CEW7	UST 3.250% 06/30/2027	3/9/2023 3/10/2023	\$750,000.00	\$716,074.22	\$716,074.22	4.41%	3.584 3.287	\$96.44 \$723,285.00	\$7,210.78	0.85%	Aaa AA+
91282CFB2	UST 2.750% 07/31/2027	9/15/2022 9/16/2022	\$1,000,000.00	\$959,140.63	\$959,140.63	3.67%	3.668 3.399	\$94.67 \$946,680.00	(\$12,460.63)	1.12%	Aaa AA+
9128282R0	UST 2.250% 08/15/2027	1/19/2023 1/20/2023	\$770,000.00	\$729,003.52	\$729,003.52	3.52%	3.710 3.471	\$92.92 \$715,468.60	(\$13,534.92)	0.85%	Aaa AA+
9128282R0	UST 2.250% 08/15/2027	3/9/2023 3/10/2023	\$300,000.00	\$274,523.44	\$274,523.44	4.38%	3.710 3.471	\$92.92 \$278,754.00	\$4,230.56	0.33%	Aaa AA+
91282CFH9	UST 3.125% 08/31/2027	10/25/2022 10/26/2022	\$600,000.00	\$571,195.31	\$571,195.31	4.23%	3.753 3.460	\$95.84 \$575,064.00	\$3,868.69	0.68%	Aaa AA+
91282CFH9	UST 3.125% 08/31/2027	3/9/2023 3/10/2023	\$350,000.00	\$332,390.63	\$332,390.63	4.38%	3.753 3.460	\$95.84 \$335,454.00	\$3,063.37	0.40%	Aaa AA+
91282CFU0	UST 4.125% 10/31/2027	3/9/2023 3/10/2023	\$250,000.00	\$247,519.53	\$247,519.53	4.36%	3.921 3.567	\$99.32 \$248,290.00	\$770.47	0.29%	Aaa AA+
91282CFU0	UST 4.125% 10/31/2027	3/6/2023 3/7/2023	\$250,000.00	\$247,714.84	\$247,714.84	4.34%	3.921 3.567	\$99.32 \$248,290.00	\$575.16	0.29%	Aaa AA+
91282CFU0	UST 4.125% 10/31/2027	9/21/2023 9/22/2023	\$500,000.00	\$488,808.59	\$488,808.59	4.73%	3.921 3.567	\$99.32 \$496,580.00	\$7,771.41	0.59%	Aaa AA+
91282CGC9	UST 3.875% 12/31/2027	11/9/2023 11/10/2023	\$300,000.00	\$290,871.09 \$4,201.43	\$295,072.52	4.69%	4.088 3.673	\$98.42 \$295,266.00	\$4,394.91	0.35%	Aaa AA+
91282CGP0	UST 4.000% 02/29/2028	2/23/2023 3/1/2023	\$575,000.00	\$570,530.27	\$570,530.27	4.17%	4.252 3.826	\$98.89 \$568,600.25	(\$1,930.02)	0.67%	Aaa AA+
91282CGP0	UST 4.000% 02/29/2028	3/9/2023 3/10/2023	\$150,000.00	\$148,125.00	\$148,125.00	4.28%	4.252 3.826	\$98.89 \$148,330.50	\$205.50	0.18%	Aaa AA+
91282CGP0	UST 4.000% 02/29/2028	9/21/2023 9/22/2023	\$250,000.00	\$243,271.48 \$604.40	\$243,875.88	4.68%	4.252 3.826	\$98.89 \$247,217.50	\$3,946.02	0.29%	Aaa AA+
91282CHK0	UST 4.000% 06/30/2028	7/6/2023 7/7/2023	\$1,000,000.00	\$982,109.38 \$760.87	\$982,870.25	4.40%	4.586 4.072	\$98.93 \$989,300.00	\$7,190.62	1.17%	Aaa AA+
91282CHQ7	UST 4.125% 07/31/2028	8/25/2023 8/28/2023	\$870,000.00	\$857,935.55 \$2,730.57	\$860,666.12	4.44%	4.671 4.145	\$99.46 \$865,275.90	\$7,340.35	1.02%	Aaa AA+
SubTotal			\$24,566,000.00	\$23,891,604.87 \$8,297.27	\$23,899,902.14	2.76%		\$23,203,785.63	(\$687,819.24)	27.41%	
Grand Total			\$88,013,491.13	\$86,757,171.96 \$13,582.87	\$86,770,754.83	3.08%		\$84,644,230.84	(\$2,110,278.62)	100.00%	

TRANSACTION STATEMENT

As of November 30, 2023



Transaction Type	Trade Date	Settlement Date	CUSIP	Security Description	Par Value	Principal Amount	Purchased Interest	Total Cost	Yield at Cost
Pending Purchase									
Pending Purchase	11/30/2023	12/1/2023	13607EHP7	Canadian Imperial Holdings Inc. 08/23/2024	780,000.00	749,166.17		749,166.17	5.57%
Total					780,000.00	749,166.17		749,166.17	
Purchase									
Purchase	11/9/2023	11/10/2023	91282CGC9	UST 3.875% 12/31/2027	300,000.00	290,871.09	4,201.43	295,072.52	4.69%
Purchase	11/16/2023	11/17/2023	22533THC3	Credit Agricole Corporate and Investment Bank 08/12/2024	1,010,000.00	968,793.68		968,793.68	5.69%
Purchase	11/22/2023	11/27/2023	3133EPF91	FEDERAL FARM 4.50% 01/27/2028	900,000.00	899,037.00		899,037.00	4.52%
Total					2,210,000.00	2,158,701.77	4,201.43	2,162,903.20	

TRANSACTION STATEMENT

As of November 30, 2023



Transaction Type	Trade Date	Settlement Date	CUSIP	Security Description	Par Value	Principal Cost	Total Proceeds	Realized Gain/Loss
Maturity								
Maturity	11/13/2023	11/13/2023	3134GXAY0	FMCC 0.300% 11/13/2023	500,000.00	499,625.00	500,000.00	375.00
Maturity	11/22/2023	11/22/2023	63873KYN1	Natixis 11/22/2023	685,000.00	659,076.18	685,000.00	25,923.82
Total					1,185,000.00	1,158,701.18	1,185,000.00	26,298.82

Pending Sell								
Pending Sell	11/30/2023	12/1/2023	3133ENJ84	FFCB 3.375% 08/26/2024	750,000.00	742,252.50	739,597.50	(2,655.00)
Total					750,000.00	742,252.50	739,597.50	(2,655.00)

Sell								
Sell	11/16/2023	11/17/2023	91282CCT6	UST 0.375% 08/15/2024	500,000.00	498,769.53	482,011.72	(16,757.81)
Total					500,000.00	498,769.53	482,011.72	(16,757.81)

Transaction Type	Payment Date	Settlement Date	CUSIP	Security Description	Interest Received
Interest/Dividends					
Interest/Dividends	11/1/2023	11/1/2023	538036HC1	Live Oak Banking Company 1.800% 12/11/2023	152.88
Interest/Dividends	11/1/2023	11/1/2023	31846V567	First American Funds, Inc.	3,289.53
Interest/Dividends	11/3/2023	11/3/2023	3133EPHT5	FFCB 3.625 05/03/28	5,709.38
Interest/Dividends	11/7/2023	11/7/2023	44329ME33	HSBC Bank USA, National Association 1.300% 05/07/2025	1,625.25
Interest/Dividends	11/8/2023	11/8/2023	3133EK6J0	FFCB 1.625% 11/08/2024	4,062.50
Interest/Dividends	11/13/2023	11/13/2023	3134GXAY0	FMCC 0.300% 11/13/2023	750.00

TRANSACTION STATEMENT

As of November 30, 2023



Transaction Type	Payment Date	Settlement Date	CUSIP	Security Description	Interest Received
Interest/Dividends	11/13/2023	11/13/2023	32056GDH0	First Internet Bancorp 0.850% 05/13/2024	179.76
Interest/Dividends	11/15/2023	11/15/2023	912828U24	UST 2.000% 11/15/2026	7,950.00
Interest/Dividends	11/15/2023	11/15/2023	912828X88	UST 2.375% 05/15/2027	11,400.00
Interest/Dividends	11/15/2023	11/15/2023	732329BD8	Ponce Bank 3.500% 09/15/2027	740.18
Interest/Dividends	11/17/2023	11/17/2023	3135GA2Z3	FNMA 0.560% 11/17/2025	1,470.00
Interest/Dividends	11/16/2023	11/17/2023	91282CCT6	Treasury, United States Department of 0.38% 08/15/2024	478.94
Interest/Dividends	11/20/2023	11/20/2023	3130AJLH0	FHLB 0.920% 05/19/2026	3,335.00
Interest/Dividends	11/20/2023	11/20/2023	3133EMZW5	FFCB 0.730% 05/19/2025	1,149.75
Interest/Dividends	11/20/2023	11/20/2023	949763M78	Wells Fargo Bank, National Association 1.950% 10/18/2024	372.64
Interest/Dividends	11/21/2023	11/21/2023	88413QCN6	Third Federal Savings and Loan Association of Cleveland 0.750% 05/21/2024	941.42
Interest/Dividends	11/22/2023	11/22/2023	14042RLP4	Capital One, National Association 2.650% 05/22/2024	3,286.29
Interest/Dividends	11/22/2023	11/22/2023	14042TAP2	Capital One Bank (Usa), National Association 2.650% 05/22/2024	3,286.29
Interest/Dividends	11/27/2023	11/27/2023	20033AZ58	Comenity Capital Bank 2.500% 06/27/2024	528.70
Interest/Dividends	11/27/2023	11/27/2023	05465DAK4	Axos Bank 1.650% 03/26/2024	348.94
Interest/Dividends	11/29/2023	11/29/2023	3133EN3H1	FFCB 4.000% 11/29/2027	18,000.00
Interest/Dividends	11/30/2023	11/30/2023	15118RRH2	Celtic Bank Corporation 1.850% 08/30/2024	391.24
Interest/Dividends	11/30/2023	11/30/2023	654062JR0	Nicolet National Bank 1.150% 03/28/2024	235.36
Interest/Dividends	11/30/2023	11/30/2023	912828ZT0	UST 0.250% 05/31/2025	2,187.50
Interest/Dividends	11/30/2023	11/30/2023	91282CAZ4	UST 0.375% 11/30/2025	1,406.25

TRANSACTION STATEMENT

As of November 30, 2023



Transaction Type	Payment Date	Settlement Date	CUSIP	Security Description	Interest Received
Interest/Dividends	11/30/2023	11/30/2023	91282CET4	UST 2.625% 05/31/2027	10,631.25
Interest/Dividends	11/30/2023	11/30/2023	91282CFX4	UST 4.500% 11/30/2024	11,250.00
Total					95,159.05

Transaction Type	Trade Date	Settlement Date	Transaction Description	Amount
Custodian Fee				
Custodian Fee	11/27/2023	11/27/2023	Cash Out	(575.57)
Total				(575.57)

STATEMENT DISCLOSURE

As of November 30, 2023



Meeder provides monthly statements for its investment management clients to provide information about the investment portfolio. The information should not be used for audit or confirmation purposes. Please review your custodial statements and report any inaccuracies or discrepancies.

Certain information and data has been supplied by unaffiliated third parties. Although Meeder believes the information is reliable, it cannot warrant the accuracy of information offered by third parties. Market value may reflect prices received from pricing vendors when current market quotations are not available. Prices may not reflect firm bids or offers and may differ from the value at which the security can be sold.

Statements may include positions from unmanaged accounts provided for reporting purposes. Unmanaged accounts are managed directly by the client and are not included in the accounts managed by the investment adviser. This information is provided as a client convenience and the investment adviser assumes no responsibility for performance of these accounts or the accuracy of the data reported.

Investing involves risk. Past performance is no guarantee of future results. Debt and fixed income securities are subject to credit and interest rate risk. The investment return and principal value of an investment will fluctuate so that an investors shares, when redeemed, may be worth more or less than their original cost. Current performance may be lower or higher than the performance data quoted.

Meeder Investment Management is the global brand for the Meeder group of affiliated companies. Investment advisory services are provided through Meeder Public Funds, Inc. Please contact us if you would like to receive a copy of our current ADV disclosure brochure or privacy policy.



Cleveland Public Library 2019A Tax-Exempt Bond Proceeds

Monthly Investment Report
November 30, 2023

Your Investment Representative:

Jim McCourt
(614) 923-1151
jmccourt@meederinvestment.com

For questions about your account please contact your investment representative or contact publicfundsoperations@meederinvestment.com
Dublin, Ohio | Lansing, Michigan | Long Beach, California | Austin, Texas | 866-633-3371 | www.meederpublicfunds.com

PORTFOLIO SUMMARY

As of November 30, 2023



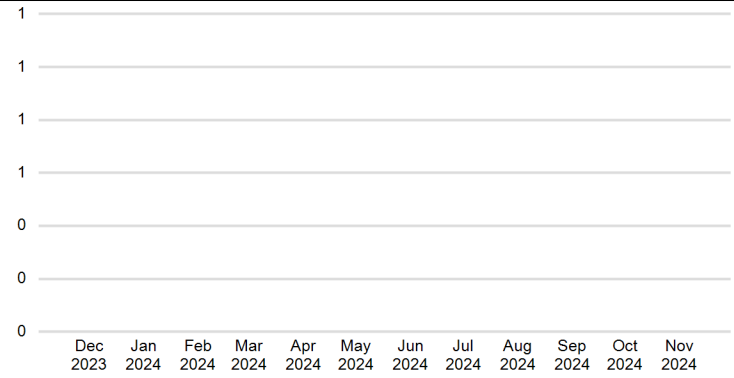
MONTHLY RECONCILIATION

Beginning Book Value
 Contributions
 Withdrawals
 Realized Gains/Losses
 Gross Interest Earnings
Ending Book Value

PORTFOLIO CHARACTERISTICS

Portfolio Yield to Maturity 0.00%
 Portfolio Effective Duration yrs
 Weighted Average Maturity 0.00 yrs

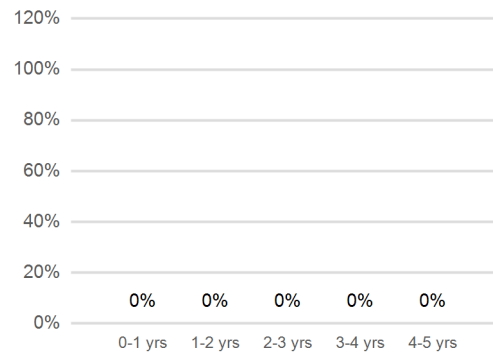
PROJECTED MONTHLY INCOME SCHEDULE



SECTOR ALLOCATION

No Data Available

MATURITY DISTRIBUTION



CREDIT QUALITY

No Data Available

POSITION STATEMENT

As of November 30, 2023



CUSIP	Security Description	Trade Date/ Settlement Date	Par Value	Principal Cost/ Purchased Interest	Total Cost	Yield at Cost	Maturity/ Duration	Market Price/ Market Value	Unrealized Gain/ (Loss)	% of Assets	Moody's/ S&P Rating
Cash and Cash Equivalents											
STAROHIO	STAR Ohio XX703	11/30/2023 11/30/2023	\$13,399,952.59	\$13,399,952.59	\$13,399,952.59	5.59%	0.003 0.003	\$1.00 \$13,399,952.59	\$0.00	100.00%	AAAm
SubTotal			\$13,399,952.59	\$13,399,952.59	\$13,399,952.59	5.59%		\$13,399,952.59	\$0.00	100.00%	
Grand Total			\$13,399,952.59	\$13,399,952.59	\$13,399,952.59	5.59%		\$13,399,952.59	\$0.00	100.00%	

Cleveland Public Library 2019A Tax-Exempt Bond Proceeds

TRANSACTION STATEMENT

As of November 30, 2023



STATEMENT DISCLOSURE

As of November 30, 2023



Meeder provides monthly statements for its investment management clients to provide information about the investment portfolio. The information should not be used for audit or confirmation purposes. Please review your custodial statements and report any inaccuracies or discrepancies.

Certain information and data has been supplied by unaffiliated third parties. Although Meeder believes the information is reliable, it cannot warrant the accuracy of information offered by third parties. Market value may reflect prices received from pricing vendors when current market quotations are not available. Prices may not reflect firm bids or offers and may differ from the value at which the security can be sold.

Statements may include positions from unmanaged accounts provided for reporting purposes. Unmanaged accounts are managed directly by the client and are not included in the accounts managed by the investment adviser. This information is provided as a client convenience and the investment adviser assumes no responsibility for performance of these accounts or the accuracy of the data reported.

Investing involves risk. Past performance is no guarantee of future results. Debt and fixed income securities are subject to credit and interest rate risk. The investment return and principal value of an investment will fluctuate so that an investors shares, when redeemed, may be worth more or less than their original cost. Current performance may be lower or higher than the performance data quoted.

Meeder Investment Management is the global brand for the Meeder group of affiliated companies. Investment advisory services are provided through Meeder Public Funds, Inc. Please contact us if you would like to receive a copy of our current ADV disclosure brochure or privacy policy.



M E E D E R
PUBLIC FUNDS



Cleveland Public Library 2019B Taxable Bond Proceeds

Monthly Investment Report
November 30, 2023

Your Investment Representative:

Jim McCourt

(614) 923-1151

jmccourt@meederinvestment.com

For questions about your account please contact your investment representative or contact publicfundsoperations@meederinvestment.com

Dublin, Ohio | Lansing, Michigan | Long Beach, California | Austin, Texas | 866-633-3371 | www.meederpublicfunds.com

PORTFOLIO SUMMARY

As of November 30, 2023



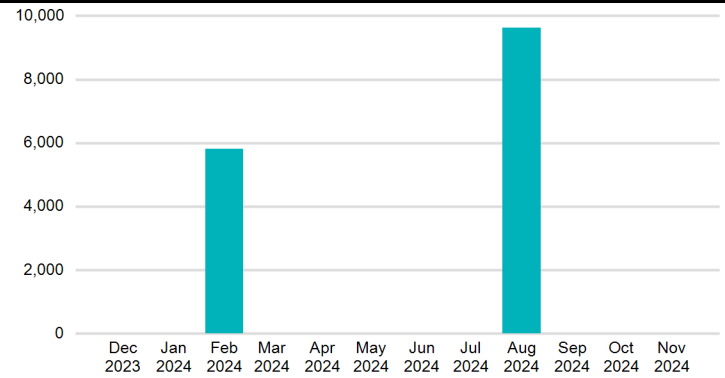
MONTHLY RECONCILIATION

Beginning Book Value	771,162.00
Contributions	
Withdrawals	
Prior Month Custodian Fees	(7.13)
Realized Gains/Losses	
Gross Interest Earnings	324.06
Ending Book Value	771,478.93

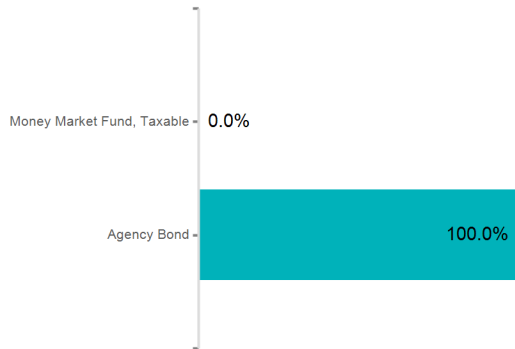
PORTFOLIO CHARACTERISTICS

Portfolio Yield to Maturity	1.61%
Portfolio Effective Duration	0.69 yrs
Weighted Average Maturity	0.71 yrs

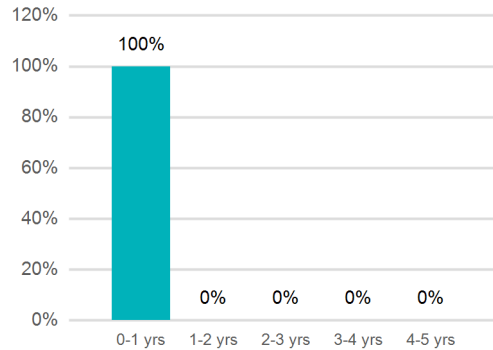
PROJECTED MONTHLY INCOME SCHEDULE




SECTOR ALLOCATION



MATURITY DISTRIBUTION



CREDIT QUALITY



PROJECTED INCOME SCHEDULE

As of November 30, 2023



CUSIP	SECURITY DESCRIPTION	Dec 2023	Jan 2024	Feb 2024	Mar 2024	Apr 2024	May 2024	Jun 2024	Jul 2024	Aug 2024	Sep 2024	Oct 2024	Nov 2024
3130AGWK7	FHLB 1.500% 08/15/2024			5,813						9,626			
TOTAL				5,813						9,626			

POSITION STATEMENT

As of November 30, 2023



CUSIP	Security Description	Trade Date/ Settlement Date	Par Value	Principal Cost/ Purchased Interest	Total Cost	Yield at Cost	Maturity/ Duration	Market Price/ Market Value	Unrealized Gain/ (Loss)	% of Assets	Moody's/ S&P Rating
Cash and Cash Equivalents											
STAROHIO	STAR Ohio XX702	11/30/2023 11/30/2023	\$4,908,283.96	\$4,908,283.96	\$4,908,283.96	5.59%	0.003 0.003	\$1.00 \$4,908,283.96	\$0.00	86.67%	AAAm
31846V567	First American Funds, Inc.	11/30/2023 11/30/2023	\$291.93	\$291.93	\$291.93	5.25%	0.003 0.003	\$1.00 \$291.93	\$0.00	0.01%	AAAm
SubTotal			\$4,908,575.89	\$4,908,575.89	\$4,908,575.89	5.59%		\$4,908,575.89	\$0.00	86.67%	
Agency Bond											
3130AGWK7	FHLB 1.500% 08/15/2024	9/26/2019 9/27/2019	\$775,000.00	\$771,187.00	\$771,187.00	1.61%	0.710 0.689	\$97.38 \$754,679.50	(\$16,507.50)	13.33%	Aaa AA+
SubTotal			\$775,000.00	\$771,187.00	\$771,187.00	1.61%		\$754,679.50	(\$16,507.50)	13.33%	
Grand Total			\$5,683,575.89	\$5,679,762.89	\$5,679,762.89	5.06%		\$5,663,255.39	(\$16,507.50)	100.00%	

TRANSACTION STATEMENT

As of November 30, 2023



Transaction Type	Payment Date	Settlement Date	CUSIP	Security Description	Interest Received
Interest/Dividends					
Interest/Dividends	11/1/2023	11/1/2023	31846V567	First American Funds, Inc.	324.06
Total					324.06

Transaction Type	Trade Date	Settlement Date	Transaction Description	Amount
Custodian Fee				
Custodian Fee	11/27/2023	11/27/2023	Cash Out	(7.13)
Total				(7.13)

STATEMENT DISCLOSURE

As of November 30, 2023



Meeder provides monthly statements for its investment management clients to provide information about the investment portfolio. The information should not be used for audit or confirmation purposes. Please review your custodial statements and report any inaccuracies or discrepancies.

Certain information and data has been supplied by unaffiliated third parties. Although Meeder believes the information is reliable, it cannot warrant the accuracy of information offered by third parties. Market value may reflect prices received from pricing vendors when current market quotations are not available. Prices may not reflect firm bids or offers and may differ from the value at which the security can be sold.

Statements may include positions from unmanaged accounts provided for reporting purposes. Unmanaged accounts are managed directly by the client and are not included in the accounts managed by the investment adviser. This information is provided as a client convenience and the investment adviser assumes no responsibility for performance of these accounts or the accuracy of the data reported.

Investing involves risk. Past performance is no guarantee of future results. Debt and fixed income securities are subject to credit and interest rate risk. The investment return and principal value of an investment will fluctuate so that an investors shares, when redeemed, may be worth more or less than their original cost. Current performance may be lower or higher than the performance data quoted.

Meeder Investment Management is the global brand for the Meeder group of affiliated companies. Investment advisory services are provided through Meeder Public Funds, Inc. Please contact us if you would like to receive a copy of our current ADV disclosure brochure or privacy policy.