

CLEVELAND PUBLIC LIBRARY

Board Meeting

REPORT ON INVESTMENTS - MAY 2024

1. INTERIM DEPOSITS

In accordance with Ohio Revised Code Section 135.14, funds that become available periodically throughout the fiscal year are invested in short-term investments known as interim deposits. The investments are in securities that provide the highest interest rate consistent with the highest degree of safety. Other balances are invested in US Treasury issues, agency issues, municipal bonds, commercial paper, and negotiable certificates of deposit as managed by Meeder Investment Management, STAR Ohio, Government Insured Deposit Program (replaced the STAR Plus program), and a federal money market fund.

Following is a description of interim deposit earnings for the period May 1, 2024 through May 31, 2024.

<u>Investment Period</u>	<u>No. of Days</u>	<u>Amount</u>	<u>Bank</u>	<u>Interest Rate</u>	<u>Investment Income</u>	<u>Investment Form</u>
OPERATING FUND:						
05/01/24 - 05/31/24	31	Various	STAR Ohio	Various	54,575.04	Investment Pool
05/01/24 - 05/31/24	31	Various	Government Insured Deposit Program	Various	0.00	Bank Deposit Program
05/01/24 - 05/31/24	31	Various	U.S. Bank	Various	2,698.57	Sweep Money Market
11/03/23 - 05/03/24	183	315,000	Federal Farm Credit Bank	3.625%	5,709.38	Federal Agency
11/08/23 - 05/08/24	183	500,000	Federal Farm Credit Bank	1.625%	4,062.50	Federal Agency
11/17/23 - 05/17/24	183	525,000	Federal National Mortgage Assn.	0.560%	1,470.00	Federal Agency
11/19/23 - 05/19/24	183	315,000	Federal Farm Credit Bank	0.730%	1,149.75	Federal Agency
11/19/23 - 05/19/24	183	725,000	Federal Home Loan Bank	0.920%	3,335.00	Federal Agency
11/29/23 - 05/24/24	178	900,000	Federal Farm Credit Bank	4.000%	18,000.00	Federal Agency
11/27/23 - 05/27/24	183	900,000	Federal Farm Credit Bank	4.500%	20,250.00	Federal Agency
11/07/23 - 05/07/24	183	248,000	HSBC Bank USA NA	1.300%	1,607.58	Negotiable CD
04/11/24 - 05/13/24	33	249,000	First Internet Bank of Indiana	0.850%	434.56	Negotiable CD
04/15/24 - 05/15/24	31	249,000	Ponce Bank	3.500%	716.30	Negotiable CD
04/18/24 - 05/18/24	31	225,000	Wells Fargo Bank NA	1.950%	360.62	Negotiable CD
11/21/23 - 05/21/24	183	249,000	Third Federal Savings and Loan	0.750%	1,180.19	Negotiable CD
11/22/23 - 05/22/24	183	246,000	Capital One Bank USA NA	2.650%	4,726.57	Negotiable CD
11/22/23 - 05/22/24	183	246,000	Capital One Bank USA NA	2.650%	4,726.57	Negotiable CD
04/27/24 - 05/27/24	31	249,000	Comenity Capital Bank	2.500%	511.64	Negotiable CD
04/30/24 - 05/30/24	31	249,000	Celtic Bank	1.850%	378.62	Negotiable CD
11/15/23 - 05/15/24	183	1,095,000	United States Treasury Note	2.000%	8,741.21	Treasury Security
11/15/23 - 05/15/24	183	960,000	United States Treasury Note	2.375%	11,400.00	Treasury Security
03/28/24 - 05/31/24	65	1,130,000	United States Treasury Note	3.625%	7,162.84	Treasury Security

<u>Investment Period</u>	<u>No. of Days</u>	<u>Amount</u>	<u>Bank</u>	<u>Interest Rate</u>	<u>Investment Income</u>	<u>Investment Form</u>
11/30/23 - 05/31/24	184	1,750,000	United States Treasury Note	0.250%	2,187.50	Treasury Security
11/30/23 - 05/31/24	184	750,000	United States Treasury Note	0.375%	1,406.25	Treasury Security
11/30/23 - 05/31/24	184	810,000	United States Treasury Note	2.625%	10,631.25	Treasury Security
04/11/24 - 05/31/24	51	500,000	United States Treasury Note	4.375%	2,988.39	Treasury Security
11/30/23 - 05/31/24	184	500,000	United States Treasury Note	4.500%	11,250.00	Treasury Security
					Earned Interest May 2024	\$ 181,660.33
					Earned Interest Year To Date	\$ 979,373.09
SERIES 2019A TAX-EXEMPT NOTES:						
05/01/24 - 05/31/24	31	Various	STAR Ohio	Various	27,560.89	Investment Pool
					Earned Interest May 2024	\$ 27,560.89
					Earned Interest Year To Date	\$ 227,027.66
SERIES 2019B TAXABLE NOTES:						
05/01/24 - 05/31/24	31	Various	STAR Ohio	Various	9,785.10	Investment Pool
05/01/24 - 05/31/24	31	Various	U.S. Bank	Various	26.05	Sweep Money Market
					Earned Interest May 2024	\$ 9,811.15
					Earned Interest Year To Date	\$ 71,552.54
NOTE RETIREMENT FUND:						
05/01/24 - 05/31/24	31	Various	Huntington National Bank	Various	5,882.46	Sweep Money Market
					Earned Interest May 2024	\$ 5,882.46
					Earned Interest Year To Date	\$ 17,596.88
ESCROW ACCOUNT:						
05/01/24 - 05/31/24	31	Various	Huntington National Bank	Various	26.09	Money Market
					Earned Interest May 2024	\$ 26.09
					Earned Interest Year To Date	\$ 127.87
					Earned Interest May 2024--All Funds	\$ 224,940.92
					Earned Interest Year To Date--All Funds	\$ 1,295,678.04



Cleveland Public Library Operating Account

Monthly Investment Report
May 31, 2024

Your Investment Representative:

Jim McCourt

(614) 923-1151

jmccourt@meederinvestment.com

For questions about your account please contact your investment representative or contact publicfundsoperations@meederinvestment.com
Dublin, Ohio | Lansing, Michigan | Long Beach, California | Austin, Texas | 866-633-3371 | www.meederpublicfunds.com

PORTFOLIO SUMMARY

As of May 31, 2024



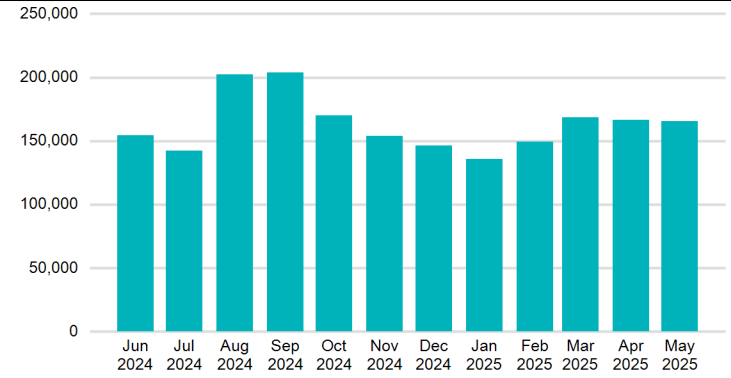
MONTHLY RECONCILIATION

Beginning Book Value	77,734,932.63
Contributions	
Withdrawals	
Prior Month Custodian Fees	(632.42)
Realized Gains/Losses	3,450.00
Gross Interest Earnings	147,111.60
Ending Book Value	77,884,861.81

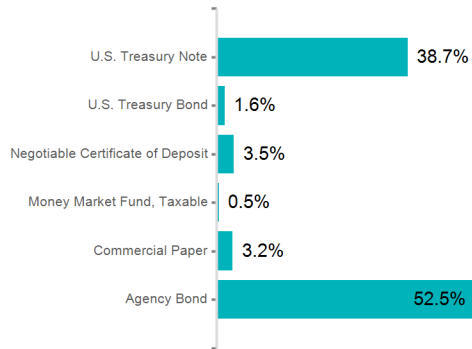
PORTFOLIO CHARACTERISTICS

Portfolio Yield to Maturity	2.96%
Portfolio Effective Duration	2.24 yrs
Weighted Average Maturity	2.44 yrs

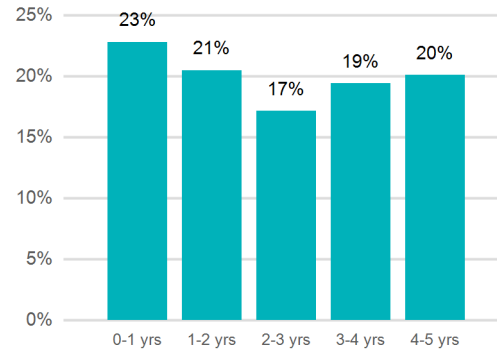
PROJECTED MONTHLY INCOME SCHEDULE



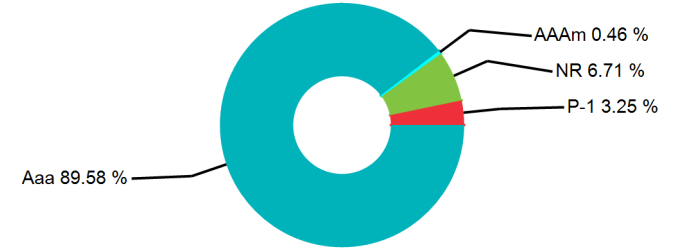
SECTOR ALLOCATION



MATURITY DISTRIBUTION



CREDIT QUALITY



Cleveland Public Library Operating Account

PROJECTED INCOME SCHEDULE

As of May 31, 2024



CUSIP	SECURITY DESCRIPTION	Jun 2024	Jul 2024	Aug 2024	Sep 2024	Oct 2024	Nov 2024	Dec 2024	Jan 2025	Feb 2025	Mar 2025	Apr 2025	May 2025
02589ABQ4	American Express National Bank 2.000% 03/09/2027				2,490						2,450		
07371DR58	Beal Bank USA 4.650% 05/30/2029							11,377					
13607EHP7	Canadian Imperial Holdings Inc. 08/23/2024			30,834									
15118RRH2	Celtic Bank Corporation 1.850% 08/30/2024	391	379	1,106									
20033AZ58	Comenity Capital Bank 2.500% 06/27/2024	529											
22533THC3	Credit Agricole Corporate and Investment Bank 08/12/2024			41,206									
22533TNH5	Credit Agricole Corporate and Investment Bank 01/17/2025								28,694				
3130AFBC0	FHLB 3.250% 09/13/2024				27,327								
3130AJLH0	FHLB 0.920% 05/19/2026						3,335						3,335
3130AJSQ3	FHLB 1.020% 07/06/2027		4,335						4,335				
3130AK6G6	FHLB 0.390% 09/23/2024				2,511								
3130AKVV5	FHLB 0.500% 02/18/2026			2,500						2,500			
3130ALZ23	FHLB 0.800% 04/28/2025					1,100						1,100	
3130AMNX6	FHLB 1.020% 06/10/2026	3,494						3,494					
3130ANAV2	FHLB 0.550% 01/28/2025		1,045						21,983				
3130ANVB3	FHLB 0.800% 09/17/2025				1,800						1,800		
3130ANYN4	FHLB 1.000% 09/30/2026				2,500						2,500		
3130ANZ60	FHLB 0.900% 06/27/2025	1,688			1,875			2,063			2,250		
3130AP3C7	FHLB 1.100% 09/30/2026				3,300						3,300		
3130APFS9	FHLB 1.050% 10/28/2026					3,596						3,596	
3130APW43	FHLB 1.500% 12/02/2026	3,750						3,750					
3130AQPR8	FHLB 2.600% 02/18/2027			10,400						10,400			

Cleveland Public Library Operating Account

PROJECTED INCOME SCHEDULE

As of May 31, 2024



CUSIP	SECURITY DESCRIPTION	Jun 2024	Jul 2024	Aug 2024	Sep 2024	Oct 2024	Nov 2024	Dec 2024	Jan 2025	Feb 2025	Mar 2025	Apr 2025	May 2025
3130ATUS4	FHLB 4.250% 12/10/2027	25,181						25,181					
3130AVBD3	FHLB 4.500% 03/09/2029				20,250						20,250		
3130AWMN7	FHLB 4.375% 06/09/2028	18,047						18,047					
3130B0KT5	FHLB 4.650% 04/21/2026					23,250						23,250	
3133EK6J0	FFCB 1.625% 11/08/2024						4,447						
3133ELH80	FFCB 0.680% 06/10/2025	2,550						2,550					
3133ELY32	FFCB 0.550% 07/22/2026		2,338						2,338				
3133EMBD3	FFCB 0.360% 09/24/2024				3,050								
3133EMQX3	FFCB 0.590% 02/17/2026			1,475						1,475			
3133EMXS6	FFCB 0.720% 04/28/2025					6,300						7,667	
3133EMZW5	FFCB 0.730% 05/19/2025						1,150						1,150
3133EN3H1	FFCB 4.000% 11/29/2027						18,000						18,000
3133EN5N6	FFCB 4.000% 01/06/2028		6,800						6,800				
3133ENG87	FFCB 2.920% 08/17/2027			9,198						9,198			
3133ENL99	FFCB 3.375% 09/15/2027				16,875						16,875		
3133ENTK6	FFCB 2.51% 04/01/25					6,275						7,300	
3133ENV99	FFCB 2.875% 04/26/2027					4,313						4,313	
3133EP4A0	FFCB 4.250% 02/28/2029			19,763						19,763			
3133EP5U5	FEDERAL FARM 4.125% 03/12/2029				23,306						23,306		
3133EPCX1	FFCB 4.375% 03/10/2028				21,875						21,875		
3133EPF91	FEDERAL FARM 4.50% 01/27/2028						20,250						20,250
3133EPGW9	FEDERAL FARM 3.875% 04/25/2028					21,313						21,313	
3133EPHT5	FFCB 3.625 05/03/28						5,709						5,709
3133EPUN3	FEDERAL FARM 4.5% 08/28/2028			22,500						22,500			

Cleveland Public Library Operating Account

PROJECTED INCOME SCHEDULE

As of May 31, 2024



CUSIP	SECURITY DESCRIPTION	Jun 2024	Jul 2024	Aug 2024	Sep 2024	Oct 2024	Nov 2024	Dec 2024	Jan 2025	Feb 2025	Mar 2025	Apr 2025	May 2025
3133EPWK7	FFCB 4.500% 09/22/2028				22,500						22,500		
3133ERDH1	FEDERAL FARM 4.75% 04/30/2029					23,750						23,750	
3134GV7E2	FMCC 0.500% 01/27/2025		1,250						2,650				
3134GW4B9	FMCC 0.500% 10/29/2025					1,250						1,250	
3134GW4C7	FMCC 0.800% 10/27/2026					2,120						2,120	
3134GWUS3	FMCC 0.400% 09/24/2024				2,050								
3134GWZG4	FMCC 0.600% 10/20/2025					1,950						1,950	
3134GWZV1	FMCC 0.650% 10/22/2025					1,333						1,333	
3134GXFV1	FMCC 0.625% 12/17/2025	1,563						1,563					
3135G05S8	FNMA 0.500% 08/14/2025			1,250						1,250			
3135GA2Z3	FNMA 0.560% 11/17/2025						1,470						1,470
3136G45C3	FNMA 0.540% 10/27/2025					1,350						1,350	
3136G4J95	FNMA 0.550% 08/25/2025			1,375						1,375			
3137EAEX3	FMCC 0.375% 09/23/2025				1,688						1,688		
31422X7K2	FARMER MAC 4.70% 09/27/2028				23,500						23,500		
31422XBN1	AGM 0.690% 02/25/2026			1,725						1,725			
31424WBB7	FARMER MAC 5% 10/23/2028					25,000						25,000	
38149MAZ6	Goldman Sachs Bank USA Holdings LLC 2.700% 06/05/2024	4,130											
44329ME33	HSBC Bank USA, National Association 1.300% 05/07/2025						1,625						
61760AE88	Morgan Stanley Private Bank, National Association 2.700% 06/06/2024	4,191											
732329BD8	Ponce Bank 3.500% 09/15/2027	740	716	740	740	716	740	716	740	740	669	740	716
742651DZ2	PEFCO 3.900% 10/15/2027					9,848						9,848	

Cleveland Public Library Operating Account

PROJECTED INCOME SCHEDULE

As of May 31, 2024



CUSIP	SECURITY DESCRIPTION	Jun 2024	Jul 2024	Aug 2024	Sep 2024	Oct 2024	Nov 2024	Dec 2024	Jan 2025	Feb 2025	Mar 2025	Apr 2025	May 2025
856285SN2	State Bank of India 1.900% 01/22/2025		2,347										
87165E2M8	Synchrony Bank 1.250% 04/24/2025					1,554							
89235MPB1	Toyota Financial Savings Bank 3.600% 09/09/2027				4,446						4,374		
9128282R0	UST 2.250% 08/15/2027			12,038						12,038			
9128283P3	UST 2.250% 12/31/2024	5,625						6,895					
9128283Z1	UST 2.750% 02/28/2025			7,700						28,525			
912828U24	UST 2.000% 11/15/2026						10,950						10,950
912828X88	UST 2.375% 05/15/2027						11,400						11,400
912828Z78	UST 1.500% 01/31/2027		6,150						6,150				
912828ZT0	UST 0.250% 05/31/2025						2,188						28,643
91282CAM3	UST 0.250% 09/30/2025				581						581		
91282CAT8	UST 0.250% 10/31/2025					938						938	
91282CAZ4	UST 0.375% 11/30/2025							1,406					1,406
91282CBC4	UST 0.375% 12/31/2025	1,406						1,406					
91282CBH3	UST 0.375% 01/31/2026		2,344						2,344				
91282CBQ3	UST 0.500% 02/28/2026			1,875						1,875			
91282CBT7	UST 0.750% 03/31/2026				4,688						4,688		
91282CCJ8	UST 0.875% 06/30/2026	2,188						2,188					
91282CCL3	UST 0.375% 07/15/2024		31,660										
91282CCW9	UST 0.750% 08/31/2026			1,875						1,875			
91282CCZ2	UST 0.875% 09/30/2026				2,188						2,188		
91282CDB4	UST 0.625% 10/15/2024					3,652							
91282CEF4	UST 2.500% 03/31/2027				13,813						13,813		
91282CEN7	UST 2.750% 04/30/2027					14,025						14,025	

Cleveland Public Library Operating Account

PROJECTED INCOME SCHEDULE

As of May 31, 2024



CUSIP	SECURITY DESCRIPTION	Jun 2024	Jul 2024	Aug 2024	Sep 2024	Oct 2024	Nov 2024	Dec 2024	Jan 2025	Feb 2025	Mar 2025	Apr 2025	May 2025
91282CET4	UST 2.625% 05/31/2027						10,631						10,631
91282CEW7	UST 3.250% 06/30/2027	16,510						16,510					
91282CFA4	UST 3.000% 07/31/2024		23,232										
91282CFB2	UST 2.750% 07/31/2027		13,750						13,750				
91282CFH9	UST 3.125% 08/31/2027			14,844						14,844			
91282CFU0	UST 4.125% 10/31/2027					20,625						20,625	
91282CFX4	UST 4.500% 11/30/2024						8,984						
91282CGC9	UST 3.875% 12/31/2027	20,344						20,344					
91282CGP0	UST 4.000% 02/29/2028			19,500						19,500			
91282CHE4	UST 3.625% 05/31/2028						20,481						20,481
91282CHK0	UST 4.000% 06/30/2028	20,000						20,000					
91282CHQ7	UST 4.125% 07/31/2028		23,100						23,100				
91282CJN2	UST 4.375% 11/30/2028						10,938						10,938
91282CJP7	UST 4.375% 12/15/2026	21,875						21,875					
91282CJW2	UST 4.000% 01/31/2029		22,700						22,700				
91282CKT7	UST 4.500% 05/31/2029						20,363						20,363
949763M78	Wells Fargo Bank, National Association 1.950% 10/18/2024	373	361	373	373	923							
TOTAL		154,573	142,506	202,276	203,725	175,180	154,068	157,957	135,583	149,582	168,604	171,466	165,442

POSITION STATEMENT

As of May 31, 2024



CUSIP	Security Description	Trade Date/ Settlement Date	Par Value	Principal Cost/ Purchased Interest	Total Cost	Yield at Cost	Maturity/ Duration	Market Price/ Market Value	Unrealized Gain/ (Loss)	% of Assets	Moody's/ S&P Rating
Cash and Cash Equivalents											
STAROHIO	STAR Ohio XX688	5/31/2024 5/31/2024	\$11,164,900.53	\$11,164,900.53	\$11,164,900.53	5.45%	0.003 0.003	\$1.00 \$11,164,900.53	\$0.00	12.79%	AAAm
31846V567	First American Funds, Inc.	5/31/2024 5/31/2024	\$349,256.31	\$349,256.31	\$349,256.31	5.20%	0.003 0.003	\$1.00 \$349,256.31	\$0.00	0.40%	AAAm
SubTotal			\$11,514,156.84	\$11,514,156.84	\$11,514,156.84	5.44%		\$11,514,156.84	\$0.00	13.19%	
Agency Bond											
3130AFBC0	FHLB 3.250% 09/13/2024	9/20/2022 9/21/2022	\$850,000.00	\$836,485.85	\$836,485.85	4.09%	0.288 0.282	\$99.28 \$843,880.00	\$7,394.15	0.97%	Aaa AA+
3130AK6G6	FHLB 0.390% 09/23/2024	9/29/2020 9/30/2020	\$810,000.00	\$809,068.50	\$809,068.50	0.42%	0.315 0.308	\$98.37 \$796,788.90	(\$12,279.60)	0.91%	Aaa AA+
3134GWUS3	FMCC 0.400% 09/24/2024	9/17/2020 9/24/2020	\$1,000,000.00	\$999,950.00	\$999,950.00	0.40%	0.318 0.311	\$98.41 \$984,100.00	(\$15,850.00)	1.13%	Aaa AA+
3133EMBD3	FFCB 0.360% 09/24/2024	9/24/2020 9/29/2020	\$1,000,000.00	\$998,750.00	\$998,750.00	0.39%	0.318 0.311	\$98.37 \$983,660.00	(\$15,090.00)	1.13%	Aaa AA+
3133EK6J0	FFCB 1.625% 11/08/2024	11/1/2019 11/8/2019	\$500,000.00	\$499,615.00	\$499,615.00	1.64%	0.441 0.431	\$98.36 \$491,785.00	(\$7,830.00)	0.56%	Aaa AA+
3134GV7E2	FMCC 0.500% 01/27/2025	7/8/2020 7/27/2020	\$500,000.00	\$498,600.00	\$498,600.00	0.56%	0.660 0.643	\$96.87 \$484,325.00	(\$14,275.00)	0.55%	Aaa AA+
3130ANAV2	FHLB 0.550% 01/28/2025	5/26/2022 5/27/2022	\$380,000.00	\$359,062.00	\$359,062.00	2.70%	0.663 0.646	\$96.88 \$368,155.40	\$9,093.40	0.42%	Aaa AA+
3133ENTK6	FFCB 2.51% 04/01/25	3/25/2022 4/1/2022	\$500,000.00	\$498,975.00	\$498,975.00	2.58%	0.836 0.810	\$97.79 \$488,960.00	(\$10,015.00)	0.56%	Aaa AA+
3130ALZ23	FHLB 0.800% 04/28/2025	4/7/2021 4/28/2021	\$275,000.00	\$275,000.00	\$275,000.00	0.80%	0.910 0.886	\$96.07 \$264,181.50	(\$10,818.50)	0.30%	Aaa AA+
3133EMXS6	FFCB 0.720% 04/28/2025	4/26/2021 4/28/2021	\$1,750,000.00	\$1,748,632.81	\$1,748,632.81	0.74%	0.910 0.886	\$95.96 \$1,679,335.00	(\$69,297.81)	1.92%	Aaa AA+
3133EMZW5	FFCB 0.730% 05/19/2025	5/25/2021 5/28/2021	\$315,000.00	\$315,000.00	\$315,000.00	0.73%	0.967 0.942	\$95.74 \$301,587.30	(\$13,412.70)	0.35%	Aaa AA+
3133ELH80	FFCB 0.680% 06/10/2025	6/24/2020 6/26/2020	\$750,000.00	\$750,000.00	\$750,000.00	0.68%	1.027 0.998	\$95.57 \$716,782.50	(\$33,217.50)	0.82%	Aaa AA+
3130ANZ60	FHLB 0.900% 06/27/2025	10/26/2021 10/27/2021	\$750,000.00	\$742,500.00	\$742,500.00	0.96%	1.074 1.042	\$95.92 \$719,385.00	(\$23,115.00)	0.82%	Aaa AA+

Cleveland Public Library Operating Account

POSITION STATEMENT

As of May 31, 2024



CUSIP	Security Description	Trade Date/ Settlement Date	Par Value	Principal Cost/ Purchased Interest	Total Cost	Yield at Cost	Maturity/ Duration	Market Price/ Market Value	Unrealized Gain/ (Loss)	% of Assets	Moody's/ S&P Rating
3135G05S8	FNMA 0.500% 08/14/2025	11/18/2022 11/21/2022	\$500,000.00	\$446,565.00	\$446,565.00	4.72%	1.205 1.172	\$94.58 \$472,875.00	\$26,310.00	0.54%	Aaa AA+
3136G4J95	FNMA 0.550% 08/25/2025	8/19/2020 8/25/2020	\$500,000.00	\$499,375.00	\$499,375.00	0.58%	1.236 1.202	\$94.61 \$473,030.00	(\$26,345.00)	0.54%	Aaa AA+
3130ANVB3	FHLB 0.800% 09/17/2025	9/1/2021 9/17/2021	\$450,000.00	\$450,000.00	\$450,000.00	0.80%	1.299 1.261	\$94.65 \$425,934.00	(\$24,066.00)	0.49%	Aaa AA+
3137EAEX3	FMCC 0.375% 09/23/2025	9/29/2021 9/30/2021	\$900,000.00	\$885,114.00	\$885,114.00	0.80%	1.315 1.280	\$94.03 \$846,306.00	(\$38,808.00)	0.97%	Aaa AA+
3134GWZG4	FMCC 0.600% 10/20/2025	10/6/2020 10/20/2020	\$650,000.00	\$650,000.00	\$650,000.00	0.60%	1.389 1.350	\$93.95 \$610,662.00	(\$39,338.00)	0.70%	Aaa AA+
3134GWZV1	FMCC 0.650% 10/22/2025	10/18/2021 10/20/2021	\$410,000.00	\$404,260.00	\$404,260.00	1.01%	1.395 1.356	\$94.09 \$385,785.40	(\$18,474.60)	0.44%	Aaa AA+
3136G45C3	FNMA 0.540% 10/27/2025	10/21/2020 10/27/2020	\$500,000.00	\$499,500.00	\$499,500.00	0.56%	1.408 1.370	\$93.89 \$469,460.00	(\$30,040.00)	0.54%	Aaa AA+
3134GW4B9	FMCC 0.500% 10/29/2025	10/9/2020 10/29/2020	\$500,000.00	\$499,000.00	\$499,000.00	0.54%	1.414 1.375	\$93.76 \$468,785.00	(\$30,215.00)	0.54%	Aaa AA+
3135GA2Z3	FNMA 0.560% 11/17/2025	11/12/2020 11/17/2020	\$525,000.00	\$523,818.75	\$523,818.75	0.61%	1.466 1.424	\$93.29 \$489,751.50	(\$34,067.25)	0.56%	Aaa AA+
3134GXFV1	FMCC 0.625% 12/17/2025	12/3/2020 12/17/2020	\$500,000.00	\$499,750.00	\$499,750.00	0.64%	1.548 1.501	\$93.45 \$467,250.00	(\$32,500.00)	0.54%	Aaa AA+
3133EMQX3	FFCB 0.590% 02/17/2026	2/18/2021 2/25/2021	\$500,000.00	\$498,045.00	\$498,045.00	0.67%	1.718 1.667	\$92.67 \$463,370.00	(\$34,675.00)	0.53%	Aaa AA+
3130AKVV5	FHLB 0.500% 02/18/2026	1/28/2021 2/18/2021	\$1,000,000.00	\$1,000,000.00	\$1,000,000.00	0.50%	1.721 1.670	\$92.46 \$924,630.00	(\$75,370.00)	1.06%	Aaa AA+
31422XBN1	AGM 0.690% 02/25/2026	2/18/2021 2/25/2021	\$500,000.00	\$499,850.00	\$499,850.00	0.70%	1.740 1.687	\$92.81 \$464,070.00	(\$35,780.00)	0.53%	
3130B0KT5	FHLB 4.650% 04/21/2026	3/26/2024 3/27/2024	\$1,000,000.00	\$1,000,250.00	\$1,000,250.00	4.64%	1.890 1.779	\$99.45 \$994,480.00	(\$5,770.00)	1.14%	Aaa AA+
3130AJLH0	FHLB 0.920% 05/19/2026	10/18/2021 10/19/2021	\$725,000.00	\$718,272.00	\$718,272.00	1.13%	1.967 1.905	\$92.45 \$670,226.25	(\$48,045.75)	0.77%	Aaa AA+
3130AMNX6	FHLB 1.020% 06/10/2026	5/26/2021 6/10/2021	\$685,000.00	\$685,000.00	\$685,000.00	1.02%	2.027 1.951	\$92.43 \$633,145.50	(\$51,854.50)	0.73%	Aaa AA+
3133ELY32	FFCB 0.550% 07/22/2026	3/30/2023 3/31/2023	\$850,000.00	\$758,616.50	\$758,616.50	4.06%	2.142 2.076	\$91.15 \$774,732.50	\$16,116.00	0.89%	Aaa AA+
3130ANYN4	FHLB 1.000% 09/30/2026	9/14/2021 9/30/2021	\$500,000.00	\$500,000.00	\$500,000.00	1.00%	2.334 2.249	\$91.32 \$456,595.00	(\$43,405.00)	0.52%	Aaa AA+

Cleveland Public Library Operating Account

POSITION STATEMENT

As of May 31, 2024



CUSIP	Security Description	Trade Date/ Settlement Date	Par Value	Principal Cost/ Purchased Interest	Total Cost	Yield at Cost	Maturity/ Duration	Market Price/ Market Value	Unrealized Gain/ (Loss)	% of Assets	Moody's/ S&P Rating
3130AP3C7	FHLB 1.100% 09/30/2026	10/25/2021 10/26/2021	\$600,000.00	\$594,000.00	\$594,000.00	1.24%	2.334 2.246	\$91.58 \$549,492.00	(\$44,508.00)	0.63%	Aaa AA+
3134GW4C7	FMCC 0.800% 10/27/2026	6/16/2022 6/17/2022	\$530,000.00	\$468,138.40	\$468,138.40	3.72%	2.408 2.326	\$90.66 \$480,476.80	\$12,338.40	0.55%	Aaa AA+
3130APFS9	FHLB 1.050% 10/28/2026	10/18/2021 10/28/2021	\$685,000.00	\$679,040.50	\$679,040.50	1.23%	2.411 2.321	\$91.17 \$624,541.90	(\$54,498.60)	0.72%	Aaa AA+
3130APW43	FHLB 1.500% 12/02/2026	12/16/2021 12/20/2021	\$500,000.00	\$499,925.00	\$499,925.00	1.50%	2.507 2.379	\$91.74 \$458,685.00	(\$41,240.00)	0.53%	Aaa AA+
3130AQPR8	FHLB 2.600% 02/18/2027	3/29/2023 3/31/2023	\$800,000.00	\$743,728.00	\$743,728.00	4.27%	2.721 2.560	\$94.48 \$755,800.00	\$12,072.00	0.87%	Aaa AA+
3133ENVD9	FFCB 2.875% 04/26/2027	4/22/2022 4/26/2022	\$300,000.00	\$298,452.00	\$298,452.00	2.99%	2.904 2.729	\$94.90 \$284,685.00	(\$13,767.00)	0.33%	Aaa AA+
3130AJSQ3	FHLB 1.020% 07/06/2027	4/19/2023 4/20/2023	\$850,000.00	\$747,668.50	\$747,668.50	4.17%	3.099 2.956	\$88.96 \$756,143.00	\$8,474.50	0.87%	Aaa AA+
3133ENG87	FFCB 2.920% 08/17/2027	8/19/2022 8/22/2022	\$630,000.00	\$622,616.40	\$622,616.40	3.18%	3.214 2.987	\$94.56 \$595,746.90	(\$26,869.50)	0.68%	Aaa AA+
3133ENL99	FFCB 3.375% 09/15/2027	9/14/2022 9/15/2022	\$1,000,000.00	\$986,010.00	\$986,010.00	3.68%	3.293 3.044	\$95.82 \$958,150.00	(\$27,860.00)	1.10%	Aaa AA+
742651DZ2	PEFCO 3.900% 10/15/2027	4/27/2023 5/3/2023	\$255,000.00	\$255,408.00	\$255,408.00	3.86%	3.375 3.099	\$97.12 \$247,658.55	(\$7,749.45)	0.28%	Aaa AA+
742651DZ2	PEFCO 3.900% 10/15/2027	4/28/2023 5/3/2023	\$250,000.00	\$249,600.00	\$249,600.00	3.94%	3.375 3.099	\$97.12 \$242,802.50	(\$6,797.50)	0.28%	Aaa AA+
3133EN3H1	FFCB 4.000% 11/29/2027	11/22/2022 11/29/2022	\$900,000.00	\$896,580.00	\$896,580.00	4.08%	3.499 3.217	\$97.59 \$878,274.00	(\$18,306.00)	1.01%	Aaa AA+
3130ATUS4	FHLB 4.250% 12/10/2027	12/14/2022 12/16/2022	\$1,185,000.00	\$1,209,553.20	\$1,209,553.20	3.79%	3.529 3.168	\$98.33 \$1,165,257.90	(\$44,295.30)	1.33%	Aaa AA+
3133EN5N6	FFCB 4.000% 01/06/2028	1/17/2023 1/19/2023	\$340,000.00	\$344,705.60	\$344,705.60	3.69%	3.603 3.255	\$97.75 \$332,356.80	(\$12,348.80)	0.38%	Aaa AA+
3133EPCX1	FFCB 4.375% 03/10/2028	3/7/2023 3/10/2023	\$1,000,000.00	\$997,460.00	\$997,460.00	4.43%	3.778 3.406	\$98.94 \$989,360.00	(\$8,100.00)	1.13%	Aaa AA+
3133EPGW9	FEDERAL FARM 3.875% 04/25/2028	4/19/2023 4/25/2023	\$1,100,000.00	\$1,098,647.00	\$1,098,647.00	3.90%	3.904 3.556	\$97.17 \$1,068,892.00	(\$29,755.00)	1.22%	Aaa AA+
3133EPHT5	FFCB 3.625 05/03/28	4/27/2023 5/3/2023	\$315,000.00	\$313,270.65	\$313,270.65	3.75%	3.926 3.591	\$96.28 \$303,272.55	(\$9,998.10)	0.35%	Aaa AA+
3130AWMN7	FHLB 4.375% 06/09/2028	8/10/2023 8/11/2023	\$825,000.00	\$826,105.50	\$826,105.50	4.34%	4.027 3.572	\$99.18 \$818,259.75	(\$7,845.75)	0.94%	Aaa AA+

POSITION STATEMENT

As of May 31, 2024



CUSIP	Security Description	Trade Date/ Settlement Date	Par Value	Principal Cost/ Purchased Interest	Total Cost	Yield at Cost	Maturity/ Duration	Market Price/ Market Value	Unrealized Gain/ (Loss)	% of Assets	Moody's/ S&P Rating
3133EPUN3	FEDERAL FARM 4.5% 08/28/2028	8/25/2023 8/28/2023	\$1,000,000.00	\$999,468.20	\$999,468.20	4.51%	4.247 3.776	\$99.37 \$993,680.00	(\$5,788.20)	1.14%	Aaa AA+
3133EPWK7	FFCB 4.500% 09/22/2028	10/4/2023 10/5/2023	\$1,000,000.00	\$984,136.00	\$984,136.00	4.86%	4.315 3.842	\$99.36 \$993,600.00	\$9,464.00	1.14%	Aaa AA+
31422X7K2	FARMER MAC 4.70% 09/27/2028	9/27/2023 10/2/2023	\$1,000,000.00	\$995,650.00	\$995,650.00	4.80%	4.329 3.842	\$100.13 \$1,001,320.00	\$5,670.00	1.15%	
31424WBB7	FARMER MAC 5% 10/23/2028	10/18/2023 10/23/2023	\$1,000,000.00	\$1,000,000.00	\$1,000,000.00	5.00%	4.400 3.892	\$101.32 \$1,013,160.00	\$13,160.00	1.16%	
3133EPF91	FEDERAL FARM 4.50% 01/27/2028	11/22/2023 11/27/2023	\$900,000.00	\$899,037.00	\$899,037.00	4.52%	4.496 4.018	\$99.34 \$894,078.00	(\$4,959.00)	1.02%	Aaa AA+
3133EP4A0	FFCB 4.250% 02/28/2029	3/4/2024 3/5/2024	\$930,000.00	\$930,351.54 \$768.54	\$931,120.08	4.24%	4.751 4.200	\$98.48 \$915,864.00	(\$14,487.54)	1.05%	Aaa AA+
3130AVBD3	FHLB 4.500% 03/09/2029	4/2/2024 4/3/2024	\$900,000.00	\$902,619.00 \$2,700.00	\$905,319.00	4.43%	4.775 4.203	\$99.46 \$895,149.00	(\$7,470.00)	1.03%	Aaa AA+
3133EP5U5	FEDERAL FARM 4.125% 03/12/2029	3/27/2024 3/28/2024	\$1,130,000.00	\$1,124,391.81 \$1,035.83	\$1,125,427.64	4.24%	4.805 4.264	\$97.91 \$1,106,360.40	(\$18,031.41)	1.27%	Aaa AA+
3133ERDH1	FEDERAL FARM 4.75% 04/30/2029	4/25/2024 4/30/2024	\$1,000,000.00	\$999,251.58	\$999,251.58	4.77%	4.918 4.322	\$100.64 \$1,006,440.00	\$7,188.42	1.15%	Aaa AA+
SubTotal			\$41,500,000.00	\$41,014,869.29 \$4,504.37	\$41,019,373.66	2.71%		\$39,943,519.80	(\$1,071,349.49)	45.76%	
Commercial Paper											
22533THC3	Credit Agricole Corporate and Investment Bank 08/12/2024	11/16/2023 11/17/2023	\$1,010,000.00	\$968,793.68	\$968,793.68	5.69%	0.200 0.197	\$98.89 \$998,819.30	\$30,025.62	1.14%	P-1 A-1
13607EHP7	Canadian Imperial Holdings Inc. 08/23/2024	11/30/2023 12/1/2023	\$780,000.00	\$749,166.17	\$749,166.17	5.57%	0.230 0.226	\$98.73 \$770,062.80	\$20,896.63	0.88%	P-1 A-1
22533TNH5	Credit Agricole Corporate and Investment Bank 01/17/2025	4/24/2024 4/24/2024	\$730,000.00	\$701,306.13	\$701,306.13	5.50%	0.633 0.617	\$96.49 \$704,377.00	\$3,070.87	0.81%	P-1 A-1
SubTotal			\$2,520,000.00	\$2,419,265.98	\$2,419,265.98	5.60%		\$2,473,259.10	\$53,993.12	2.83%	

POSITION STATEMENT

As of May 31, 2024



CUSIP	Security Description	Trade Date/ Settlement Date	Par Value	Principal Cost/ Purchased Interest	Total Cost	Yield at Cost	Maturity/ Duration	Market Price/ Market Value	Unrealized Gain/ (Loss)	% of Assets	Moody's/ S&P Rating
Negotiable Certificate of Deposit											
38149MAZ6	Goldman Sachs Bank USA Holdings LLC 2.700% 06/05/2024	6/3/2019 6/5/2019	\$246,000.00	\$245,200.50	\$245,200.50	2.77%	0.014 0.016	\$99.94 \$245,840.10	\$639.60	0.28%	
61760AE88	Morgan Stanley Private Bank, National Association 2.700% 06/06/2024	6/3/2019 6/6/2019	\$246,000.00	\$245,139.00	\$245,139.00	2.78%	0.016 0.018	\$99.93 \$245,820.42	\$681.42	0.28%	
20033AZ58	Comenity Capital Bank 2.500% 06/27/2024	6/25/2019 6/27/2019	\$249,000.00	\$249,000.00	\$249,000.00	2.50%	0.074 0.075	\$99.78 \$248,442.24	(\$557.76)	0.28%	
15118RRH2	Celtic Bank Corporation 1.850% 08/30/2024	8/16/2019 8/30/2019	\$249,000.00	\$248,285.37	\$248,285.37	1.91%	0.249 0.245	\$99.13 \$246,826.23	(\$1,459.14)	0.28%	
949763M78	Wells Fargo Bank, National Association 1.950% 10/18/2024	10/25/2019 10/29/2019	\$225,000.00	\$224,437.50	\$224,437.50	2.00%	0.384 0.374	\$98.69 \$222,048.00	(\$2,389.50)	0.25%	
856285SN2	State Bank of India 1.900% 01/22/2025	1/8/2020 1/22/2020	\$247,000.00	\$244,777.00	\$244,777.00	2.09%	0.647 0.627	\$97.81 \$241,600.58	(\$3,176.42)	0.28%	
87165E2M8	Synchrony Bank 1.250% 04/24/2025	4/20/2020 4/24/2020	\$248,000.00	\$246,326.00	\$246,326.00	1.39%	0.899 0.873	\$96.43 \$239,136.48	(\$7,189.52)	0.27%	
44329ME33	HSBC Bank USA, National Association 1.300% 05/07/2025	4/24/2020 5/7/2020	\$248,000.00	\$247,132.00	\$247,132.00	1.37%	0.934 0.908	\$96.33 \$238,888.48	(\$8,243.52)	0.27%	
02589ABQ4	American Express National Bank 2.000% 03/09/2027	3/2/2022 3/9/2022	\$247,000.00	\$245,765.00	\$245,765.00	2.11%	2.773 2.629	\$92.53 \$228,554.04	(\$17,210.96)	0.26%	
89235MPB1	Toyota Financial Savings Bank 3.600% 09/09/2027	8/30/2022 9/9/2022	\$245,000.00	\$244,142.50	\$244,142.50	3.68%	3.277 3.016	\$96.32 \$235,974.20	(\$8,168.30)	0.27%	
732329BD8	Ponce Bank 3.500% 09/15/2027	8/30/2022 9/15/2022	\$249,000.00	\$248,626.50	\$248,626.50	3.53%	3.293 3.029	\$96.01 \$239,059.92	(\$9,566.58)	0.27%	
SubTotal			\$2,699,000.00	\$2,688,831.37	\$2,688,831.37	2.38%		\$2,632,190.69	(\$56,640.68)	3.02%	
U.S. Treasury Bond											
91282CFA4	UST 3.000% 07/31/2024	9/15/2022 9/16/2022	\$750,000.00	\$738,017.58	\$738,017.58	3.89%	0.167 0.165	\$99.59 \$746,895.00	\$8,877.42	0.86%	Aaa AA+

POSITION STATEMENT

As of May 31, 2024



CUSIP	Security Description	Trade Date/ Settlement Date	Par Value	Principal Cost/ Purchased Interest	Total Cost	Yield at Cost	Maturity/ Duration	Market Price/ Market Value	Unrealized Gain/ (Loss)	% of Assets	Moody's/ S&P Rating
9128283P3	UST 2.250% 12/31/2024	3/24/2022 3/25/2022	\$500,000.00	\$498,730.47	\$498,730.47	2.34%	0.586 0.567	\$98.25 \$491,260.00	(\$7,470.47)	0.56%	Aaa AA+
SubTotal			\$1,250,000.00	\$1,236,748.05	\$1,236,748.05	3.28%		\$1,238,155.00	\$1,406.95	1.42%	

U.S. Treasury Note

91282CCL3	UST 0.375% 07/15/2024	12/19/2022 12/20/2022	\$500,000.00	\$469,277.34	\$469,277.34	4.47%	0.123 0.122	\$99.39 \$496,945.00	\$27,667.66	0.57%	Aaa AA+
91282CDB4	UST 0.625% 10/15/2024	10/28/2021 10/29/2021	\$500,000.00	\$497,910.16	\$497,910.16	0.77%	0.375 0.367	\$98.26 \$491,275.00	(\$6,635.16)	0.56%	Aaa AA+
91282CFX4	UST 4.500% 11/30/2024	12/19/2022 12/20/2022	\$500,000.00	\$502,265.63	\$502,265.63	4.25%	0.501 0.480	\$99.57 \$497,830.00	(\$4,435.63)	0.57%	Aaa AA+
9128283Z1	UST 2.750% 02/28/2025	10/25/2022 10/26/2022	\$560,000.00	\$539,175.00	\$539,175.00	4.44%	0.748 0.724	\$98.16 \$549,690.40	\$10,515.40	0.63%	Aaa AA+
912828ZT0	UST 0.250% 05/31/2025	4/26/2021 4/27/2021	\$1,750,000.00	\$1,723,544.92	\$1,723,544.92	0.62%	1.000 0.975	\$95.20 \$1,666,017.50	(\$57,527.42)	1.91%	Aaa AA+
91282CAM3	UST 0.250% 09/30/2025	10/14/2021 10/15/2021	\$465,000.00	\$453,938.09	\$453,938.09	0.86%	1.334 1.300	\$93.80 \$436,156.05	(\$17,782.04)	0.50%	Aaa AA+
91282CAT8	UST 0.250% 10/31/2025	10/27/2021 10/28/2021	\$750,000.00	\$728,056.64	\$728,056.64	1.00%	1.419 1.383	\$93.44 \$700,807.50	(\$27,249.14)	0.80%	Aaa AA+
91282CAZ4	UST 0.375% 11/30/2025	10/28/2021 10/29/2021	\$750,000.00	\$729,462.89	\$729,462.89	1.06%	1.501 1.460	\$93.27 \$699,525.00	(\$29,937.89)	0.80%	Aaa AA+
91282CBC4	UST 0.375% 12/31/2025	10/28/2021 10/29/2021	\$750,000.00	\$728,613.28	\$728,613.28	1.08%	1.586 1.542	\$92.95 \$697,117.50	(\$31,495.78)	0.80%	Aaa AA+
91282CBH3	UST 0.375% 01/31/2026	4/26/2021 4/27/2021	\$1,250,000.00	\$1,225,048.83	\$1,225,048.83	0.80%	1.671 1.625	\$92.62 \$1,157,762.50	(\$67,286.33)	1.33%	Aaa AA+
91282CBQ3	UST 0.500% 02/28/2026	10/28/2021 10/29/2021	\$750,000.00	\$730,751.95	\$730,751.95	1.11%	1.748 1.698	\$92.52 \$693,922.50	(\$36,829.45)	0.79%	Aaa AA+
91282CBT7	UST 0.750% 03/31/2026	4/26/2021 4/27/2021	\$1,250,000.00	\$1,245,654.30	\$1,245,654.30	0.82%	1.833 1.777	\$92.67 \$1,158,400.00	(\$87,254.30)	1.33%	Aaa AA+
91282CCJ8	UST 0.875% 06/30/2026	10/22/2021 10/25/2021	\$500,000.00	\$493,027.34	\$493,027.34	1.18%	2.082 2.010	\$92.12 \$460,605.00	(\$32,422.34)	0.53%	Aaa AA+
91282CCW9	UST 0.750% 08/31/2026	8/26/2021 8/31/2021	\$500,000.00	\$497,734.38	\$497,734.38	0.84%	2.252 2.179	\$91.30 \$456,505.00	(\$41,229.38)	0.52%	Aaa AA+

Cleveland Public Library Operating Account

POSITION STATEMENT

As of May 31, 2024



CUSIP	Security Description	Trade Date/ Settlement Date	Par Value	Principal Cost/ Purchased Interest	Total Cost	Yield at Cost	Maturity/ Duration	Market Price/ Market Value	Unrealized Gain/ (Loss)	% of Assets	Moody's/ S&P Rating
91282CCZ2	UST 0.875% 09/30/2026	9/29/2021 9/30/2021	\$500,000.00	\$496,699.22	\$496,699.22	1.01%	2.334 2.256	\$91.35 \$456,740.00	(\$39,959.22)	0.52%	Aaa AA+
912828U24	UST 2.000% 11/15/2026	7/13/2022 7/14/2022	\$795,000.00	\$760,467.19	\$760,467.19	3.08%	2.460 2.351	\$93.51 \$743,388.60	(\$17,078.59)	0.85%	Aaa AA+
912828U24	UST 2.000% 11/15/2026	3/27/2024 3/28/2024	\$300,000.00	\$281,929.69	\$281,929.69	4.45%	2.460 2.351	\$93.51 \$280,524.00	(\$1,405.69)	0.32%	Aaa AA+
91282CJP7	UST 4.375% 12/15/2026	3/27/2024 3/28/2024	\$1,000,000.00	\$998,632.81 \$12,431.70	\$1,011,064.51	4.43%	2.542 2.328	\$98.95 \$989,530.00	(\$9,102.81)	1.13%	Aaa AA+
912828Z78	UST 1.500% 01/31/2027	5/9/2022 5/10/2022	\$245,000.00	\$229,017.58	\$229,017.58	2.99%	2.671 2.550	\$91.84 \$224,998.20	(\$4,019.38)	0.26%	Aaa AA+
912828Z78	UST 1.500% 01/31/2027	6/29/2023 6/30/2023	\$575,000.00	\$520,734.38	\$520,734.38	4.37%	2.671 2.550	\$91.84 \$528,057.00	\$7,322.62	0.60%	Aaa AA+
91282CEF4	UST 2.500% 03/31/2027	5/31/2022 5/31/2022	\$455,000.00	\$447,979.49	\$447,979.49	2.84%	2.833 2.673	\$94.08 \$428,073.10	(\$19,906.39)	0.49%	Aaa AA+
91282CEF4	UST 2.500% 03/31/2027	6/29/2023 6/30/2023	\$500,000.00	\$468,535.16	\$468,535.16	4.33%	2.833 2.673	\$94.08 \$470,410.00	\$1,874.84	0.54%	Aaa AA+
91282CEF4	UST 2.500% 03/31/2027	3/27/2024 3/28/2024	\$150,000.00	\$142,218.75	\$142,218.75	4.36%	2.833 2.673	\$94.08 \$141,123.00	(\$1,095.75)	0.16%	Aaa AA+
91282CEN7	UST 2.750% 04/30/2027	4/28/2022 5/2/2022	\$245,000.00	\$243,325.20	\$243,325.20	2.90%	2.915 2.744	\$94.61 \$231,784.70	(\$11,540.50)	0.27%	Aaa AA+
91282CEN7	UST 2.750% 04/30/2027	3/9/2023 3/10/2023	\$525,000.00	\$491,777.34	\$491,777.34	4.44%	2.915 2.744	\$94.61 \$496,681.50	\$4,904.16	0.57%	Aaa AA+
91282CEN7	UST 2.750% 04/30/2027	3/27/2024 3/28/2024	\$250,000.00	\$238,447.27	\$238,447.27	4.36%	2.915 2.744	\$94.61 \$236,515.00	(\$1,932.27)	0.27%	Aaa AA+
912828X88	UST 2.375% 05/15/2027	7/25/2022 7/26/2022	\$960,000.00	\$936,937.50	\$936,937.50	2.91%	2.956 2.798	\$93.54 \$898,012.80	(\$38,924.70)	1.03%	Aaa AA+
91282CET4	UST 2.625% 05/31/2027	5/27/2022 5/31/2022	\$810,000.00	\$807,247.27	\$807,247.27	2.70%	3.000 2.793	\$94.13 \$762,477.30	(\$44,769.97)	0.87%	Aaa AA+
91282CEW7	UST 3.250% 06/30/2027	8/30/2022 8/31/2022	\$266,000.00	\$265,210.31	\$265,210.31	3.32%	3.082 2.845	\$95.83 \$254,913.12	(\$10,297.19)	0.29%	Aaa AA+
91282CEW7	UST 3.250% 06/30/2027	3/9/2023 3/10/2023	\$750,000.00	\$716,074.22	\$716,074.22	4.41%	3.082 2.845	\$95.83 \$718,740.00	\$2,665.78	0.82%	Aaa AA+
91282CFB2	UST 2.750% 07/31/2027	9/15/2022 9/16/2022	\$1,000,000.00	\$959,140.63	\$959,140.63	3.67%	3.167 2.950	\$94.25 \$942,500.00	(\$16,640.63)	1.08%	Aaa AA+
9128282R0	UST 2.250% 08/15/2027	1/19/2023 1/20/2023	\$770,000.00	\$729,003.52	\$729,003.52	3.52%	3.208 3.014	\$92.72 \$713,936.30	(\$15,067.22)	0.82%	Aaa AA+

Cleveland Public Library Operating Account

POSITION STATEMENT

As of May 31, 2024



CUSIP	Security Description	Trade Date/ Settlement Date	Par Value	Principal Cost/ Purchased Interest	Total Cost	Yield at Cost	Maturity/ Duration	Market Price/ Market Value	Unrealized Gain/ (Loss)	% of Assets	Moody's/ S&P Rating
9128282R0	UST 2.250% 08/15/2027	3/9/2023 3/10/2023	\$300,000.00	\$274,523.44	\$274,523.44	4.38%	3.208 3.014	\$92.72 \$278,157.00	\$3,633.56	0.32%	Aaa AA+
91282CFH9	UST 3.125% 08/31/2027	10/25/2022 10/26/2022	\$600,000.00	\$571,195.31	\$571,195.31	4.23%	3.252 3.016	\$95.24 \$571,452.00	\$256.69	0.65%	Aaa AA+
91282CFH9	UST 3.125% 08/31/2027	3/9/2023 3/10/2023	\$350,000.00	\$332,390.63	\$332,390.63	4.38%	3.252 3.016	\$95.24 \$333,347.00	\$956.37	0.38%	Aaa AA+
91282CFU0	UST 4.125% 10/31/2027	3/9/2023 3/10/2023	\$250,000.00	\$247,519.53	\$247,519.53	4.36%	3.419 3.135	\$98.21 \$245,517.50	(\$2,002.03)	0.28%	Aaa AA+
91282CFU0	UST 4.125% 10/31/2027	3/6/2023 3/7/2023	\$250,000.00	\$247,714.84	\$247,714.84	4.34%	3.419 3.135	\$98.21 \$245,517.50	(\$2,197.34)	0.28%	Aaa AA+
91282CFU0	UST 4.125% 10/31/2027	9/21/2023 9/22/2023	\$500,000.00	\$488,808.59	\$488,808.59	4.73%	3.419 3.135	\$98.21 \$491,035.00	\$2,226.41	0.56%	Aaa AA+
91282CGC9	UST 3.875% 12/31/2027	11/9/2023 11/10/2023	\$300,000.00	\$290,871.09	\$290,871.09	4.69%	3.586 3.246	\$97.38 \$292,125.00	\$1,253.91	0.33%	Aaa AA+
91282CGC9	UST 3.875% 12/31/2027	12/7/2023 12/8/2023	\$750,000.00	\$740,595.70	\$740,595.70	4.21%	3.586 3.246	\$97.38 \$730,312.50	(\$10,283.20)	0.84%	Aaa AA+
91282CGP0	UST 4.000% 02/29/2028	2/23/2023 3/1/2023	\$575,000.00	\$570,530.27	\$570,530.27	4.17%	3.751 3.400	\$97.73 \$561,953.25	(\$8,577.02)	0.64%	Aaa AA+
91282CGP0	UST 4.000% 02/29/2028	3/9/2023 3/10/2023	\$150,000.00	\$148,125.00	\$148,125.00	4.28%	3.751 3.400	\$97.73 \$146,596.50	(\$1,528.50)	0.17%	Aaa AA+
91282CGP0	UST 4.000% 02/29/2028	9/21/2023 9/22/2023	\$250,000.00	\$243,271.48	\$243,271.48	4.68%	3.751 3.400	\$97.73 \$244,327.50	\$1,056.02	0.28%	Aaa AA+
91282CHE4	UST 3.625% 05/31/2028	3/27/2024 3/28/2024	\$1,130,000.00	\$1,103,250.78	\$1,103,250.78	4.25%	4.003 3.599	\$96.32 \$1,088,461.20	(\$14,789.58)	1.25%	Aaa AA+
91282CHK0	UST 4.000% 06/30/2028	7/6/2023 7/7/2023	\$1,000,000.00	\$982,109.38	\$982,109.38	4.40%	4.085 3.653	\$97.64 \$976,410.00	(\$5,699.38)	1.12%	Aaa AA+
91282CHQ7	UST 4.125% 07/31/2028	8/25/2023 8/28/2023	\$870,000.00	\$857,935.55	\$857,935.55	4.44%	4.170 3.727	\$98.09 \$853,383.00	(\$4,552.55)	0.98%	Aaa AA+
91282CHQ7	UST 4.125% 07/31/2028	3/27/2024 3/28/2024	\$250,000.00	\$248,906.25 \$1,614.87	\$250,521.12	4.24%	4.170 3.727	\$98.09 \$245,225.00	(\$3,681.25)	0.28%	Aaa AA+
91282CJN2	UST 4.375% 11/30/2028	4/10/2024 4/11/2024	\$500,000.00	\$494,628.91	\$494,628.91	4.63%	4.504 3.950	\$99.08 \$495,390.00	\$761.09	0.57%	Aaa AA+
91282CJW2	UST 4.000% 01/31/2029	1/26/2024 1/31/2024	\$1,135,000.00	\$1,134,246.29	\$1,134,246.29	4.01%	4.674 4.146	\$97.52 \$1,106,806.60	(\$27,439.69)	1.27%	Aaa AA+

POSITION STATEMENT

As of May 31, 2024



CUSIP	Security Description	Trade Date/ Settlement Date	Par Value	Principal Cost/ Purchased Interest	Total Cost	Yield at Cost	Maturity/ Duration	Market Price/ Market Value	Unrealized Gain/ (Loss)	% of Assets	Moody's/ S&P Rating
91282CKT7	UST 4.500% 05/31/2029	5/29/2024 5/31/2024	\$905,000.00	\$901,429.49	\$901,429.49	4.59%	5.003 4.427	\$99.71 \$902,384.55	\$955.06	1.03%	Aaa AA+
SubTotal			\$30,936,000.00	\$30,175,890.81 \$14,046.57	\$30,189,937.38	3.08%		\$29,489,364.67	(\$686,526.14)	33.78%	
Grand Total			\$90,419,156.84	\$89,049,762.34 \$18,550.94	\$89,068,313.28	3.28%		\$87,290,646.10	(\$1,759,116.24)	100.00%	

TRANSACTION STATEMENT

As of May 31, 2024



Transaction Type	Trade Date	Settlement Date	CUSIP	Security Description	Par Value	Principal Amount	Purchased Interest	Total Cost	Yield at Cost
Pending Purchase									
Pending Purchase	5/23/2024	6/5/2024	07371DR58	Beal Bank USA 4.650% 05/30/2029	244,000.00	242,963.00		242,963.00	4.75%
Total					244,000.00	242,963.00		242,963.00	

Purchase									
Purchase	5/29/2024	5/31/2024	91282CKT7	UST 4.500% 05/31/2029	905,000.00	901,429.49		901,429.49	4.59%
Total					905,000.00	901,429.49		901,429.49	

Transaction Type	Trade Date	Settlement Date	CUSIP	Security Description	Par Value	Principal Cost	Total Proceeds	Realized Gain/Loss
Maturity								
Maturity	5/13/2024	5/13/2024	32056GDH0	First Internet Bancorp 0.850% 05/13/2024	249,000.00	248,751.00	249,000.00	249.00
Maturity	5/21/2024	5/21/2024	88413QCN6	Third Federal Savings and Loan Association of Cleveland 0.750% 05/21/2024	249,000.00	248,751.00	249,000.00	249.00
Maturity	5/22/2024	5/22/2024	14042TAP2	Capital One Bank (Usa), National Association 2.650% 05/22/2024	246,000.00	244,524.00	246,000.00	1,476.00
Maturity	5/22/2024	5/22/2024	14042RLP4	Capital One, National Association 2.650% 05/22/2024	246,000.00	244,524.00	246,000.00	1,476.00
Total					990,000.00	986,550.00	990,000.00	3,450.00

Transaction Type	Payment Date	Settlement Date	CUSIP	Security Description	Interest Received
Interest/Dividends					
Interest/Dividends	5/1/2024	5/1/2024	31846V567	First American Funds, Inc.	2,698.57
Interest/Dividends	5/3/2024	5/3/2024	3133EPHT5	FFCB 3.625 05/03/28	5,709.38
Interest/Dividends	5/7/2024	5/7/2024	44329ME33	HSBC Bank USA, National Association 1.300% 05/07/2025	1,607.58

TRANSACTION STATEMENT

As of May 31, 2024



Transaction Type	Payment Date	Settlement Date	CUSIP	Security Description	Interest Received
Interest/Dividends	5/8/2024	5/8/2024	3133EK6J0	FFCB 1.625% 11/08/2024	4,062.50
Interest/Dividends	5/13/2024	5/13/2024	32056GDH0	First Internet Bancorp 0.850% 05/13/2024	185.56
Interest/Dividends	5/15/2024	5/15/2024	912828U24	UST 2.000% 11/15/2026	10,950.00
Interest/Dividends	5/15/2024	5/15/2024	912828X88	UST 2.375% 05/15/2027	11,400.00
Interest/Dividends	5/15/2024	5/15/2024	732329BD8	Ponce Bank 3.500% 09/15/2027	716.30
Interest/Dividends	5/17/2024	5/17/2024	3135GA2Z3	FNMA 0.560% 11/17/2025	1,470.00
Interest/Dividends	5/20/2024	5/20/2024	949763M78	Wells Fargo Bank, National Association 1.950% 10/18/2024	360.62
Interest/Dividends	5/20/2024	5/20/2024	3130AJLH0	FHLB 0.920% 05/19/2026	3,335.00
Interest/Dividends	5/20/2024	5/20/2024	3133EMZW5	FFCB 0.730% 05/19/2025	1,149.75
Interest/Dividends	5/21/2024	5/21/2024	88413QCN6	Third Federal Savings and Loan Association of Cleveland 0.750% 05/21/2024	931.19
Interest/Dividends	5/22/2024	5/22/2024	14042RLP4	Capital One, National Association 2.650% 05/22/2024	3,250.57
Interest/Dividends	5/22/2024	5/22/2024	14042TAP2	Capital One Bank (Usa), National Association 2.650% 05/22/2024	3,250.57
Interest/Dividends	5/28/2024	5/28/2024	3133EPF91	FEDERAL FARM 4.50% 011/27/2028	20,250.00
Interest/Dividends	5/28/2024	5/28/2024	20033AZ58	Comenity Capital Bank 2.500% 06/27/2024	511.64
Interest/Dividends	5/29/2024	5/29/2024	3133EN3H1	FFCB 4.000% 11/29/2027	18,000.00
Interest/Dividends	5/30/2024	5/30/2024	15118RRH2	Celtic Bank Corporation 1.850% 08/30/2024	378.62
Interest/Dividends	5/31/2024	5/31/2024	912828ZT0	UST 0.250% 05/31/2025	2,187.50
Interest/Dividends	5/31/2024	5/31/2024	91282CAZ4	UST 0.375% 11/30/2025	1,406.25
Interest/Dividends	5/31/2024	5/31/2024	91282CET4	UST 2.625% 05/31/2027	10,631.25

TRANSACTION STATEMENT

As of May 31, 2024



Transaction Type	Payment Date	Settlement Date	CUSIP	Security Description	Interest Received
Interest/Dividends	5/31/2024	5/31/2024	91282CFX4	UST 4.500% 11/30/2024	11,250.00
Interest/Dividends	5/31/2024	5/31/2024	91282CHE4	UST 3.625% 05/31/2028	20,481.25
Interest/Dividends	5/31/2024	5/31/2024	91282CJN2	UST 4.375% 11/30/2028	10,937.50
Total					147,111.60

Transaction Type	Trade Date	Settlement Date	Transaction Description	Amount
Custodian Fee				
Custodian Fee	5/24/2024	5/24/2024	Cash Out	(632.42)
Total				(632.42)

STATEMENT DISCLOSURE

As of May 31, 2024



Meeder provides monthly statements for its investment management clients to provide information about the investment portfolio. The information should not be used for audit or confirmation purposes. Please review your custodial statements and report any inaccuracies or discrepancies.

Certain information and data has been supplied by unaffiliated third parties. Although Meeder believes the information is reliable, it cannot warrant the accuracy of information offered by third parties. Market value may reflect prices received from pricing vendors when current market quotations are not available. Prices may not reflect firm bids or offers and may differ from the value at which the security can be sold.

Statements may include positions from unmanaged accounts provided for reporting purposes. Unmanaged accounts are managed directly by the client and are not included in the accounts managed by the investment adviser. This information is provided as a client convenience and the investment adviser assumes no responsibility for performance of these accounts or the accuracy of the data reported.

Investing involves risk. Past performance is no guarantee of future results. Debt and fixed income securities are subject to credit and interest rate risk. The investment return and principal value of an investment will fluctuate so that an investors shares, when redeemed, may be worth more or less than their original cost. Current performance may be lower or higher than the performance data quoted.

Meeder Investment Management is the global brand for the Meeder group of affiliated companies. Investment advisory services are provided through Meeder Public Funds, Inc. Please contact us if you would like to receive a copy of our current ADV disclosure brochure or privacy policy.



Cleveland Public Library 2019B Taxable Bond Proceeds

Monthly Investment Report
May 31, 2024

Your Investment Representative:

Jim McCourt
(614) 923-1151
jmccourt@meederinvestment.com

For questions about your account please contact your investment representative or contact publicfundsoperations@meederinvestment.com
Dublin, Ohio | Lansing, Michigan | Long Beach, California | Austin, Texas | 866-633-3371 | www.meederpublicfunds.com

PORTFOLIO SUMMARY

As of May 31, 2024

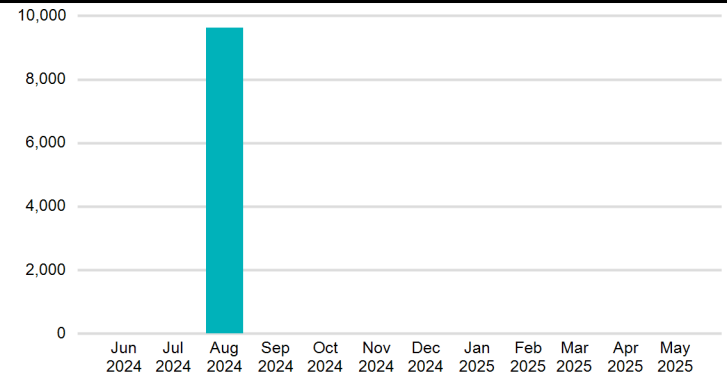
MONTHLY RECONCILIATION

Beginning Book Value	777,303.91
Contributions	
Withdrawals	
Prior Month Custodian Fees	(6.43)
Realized Gains/Losses	
Gross Interest Earnings	26.05
Ending Book Value	777,323.53

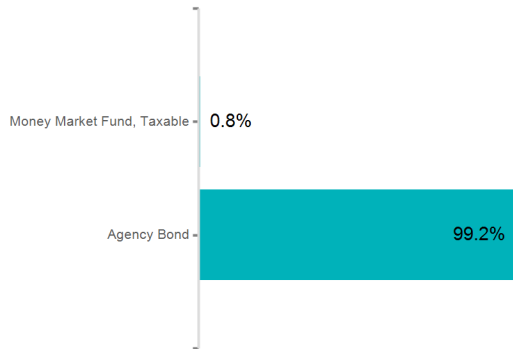
PORTFOLIO CHARACTERISTICS

Portfolio Yield to Maturity	1.63%
Portfolio Effective Duration	0.20 yrs
Weighted Average Maturity	0.21 yrs

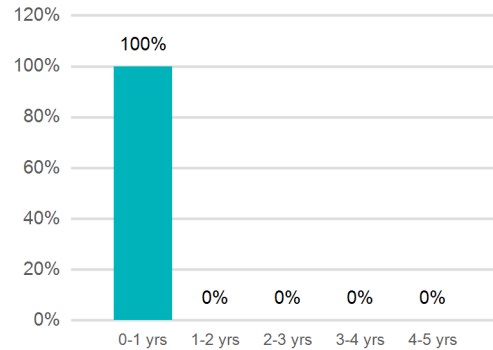
PROJECTED MONTHLY INCOME SCHEDULE




SECTOR ALLOCATION



MATURITY DISTRIBUTION



CREDIT QUALITY



PROJECTED INCOME SCHEDULE

As of May 31, 2024



CUSIP	SECURITY DESCRIPTION	Jun 2024	Jul 2024	Aug 2024	Sep 2024	Oct 2024	Nov 2024	Dec 2024	Jan 2025	Feb 2025	Mar 2025	Apr 2025	May 2025
3130AGWK7	FHLB 1.500% 08/15/2024			9,626									
TOTAL				9,626									

POSITION STATEMENT

As of May 31, 2024



CUSIP	Security Description	Trade Date/ Settlement Date	Par Value	Principal Cost/ Purchased Interest	Total Cost	Yield at Cost	Maturity/ Duration	Market Price/ Market Value	Unrealized Gain/ (Loss)	% of Assets	Moody's/ S&P Rating
Cash and Cash Equivalents											
31846V567	First American Funds, Inc.	5/31/2024 5/31/2024	\$6,136.53	\$6,136.53	\$6,136.53	5.20%	0.003 0.003	\$1.00 \$6,136.53	\$0.00	0.21%	AAAm
STAROHIO	STAR Ohio XX702	5/31/2024 5/31/2024	\$2,098,961.06	\$2,098,961.06	\$2,098,961.06	5.45%	0.003 0.003	\$1.00 \$2,098,961.06	\$0.00	73.04%	AAAm
SubTotal			\$2,105,097.59	\$2,105,097.59	\$2,105,097.59	5.45%		\$2,105,097.59	\$0.00	73.25%	
Agency Bond											
3130AGWK7	FHLB 1.500% 08/15/2024	9/26/2019 9/27/2019	\$775,000.00	\$771,187.00	\$771,187.00	1.61%	0.208 0.205	\$99.17 \$768,598.50	(\$2,588.50)	26.75%	Aaa AA+
SubTotal			\$775,000.00	\$771,187.00	\$771,187.00	1.61%		\$768,598.50	(\$2,588.50)	26.75%	
Grand Total			\$2,880,097.59	\$2,876,284.59	\$2,876,284.59	4.42%		\$2,873,696.09	(\$2,588.50)	100.00%	

TRANSACTION STATEMENT

As of May 31, 2024



Transaction Type	Payment Date	Settlement Date	CUSIP	Security Description	Interest Received
Interest/Dividends					
Interest/Dividends	5/1/2024	5/1/2024	31846V567	First American Funds, Inc.	26.05
Total					26.05

Transaction Type	Trade Date	Settlement Date	Transaction Description	Amount
Custodian Fee				
Custodian Fee	5/24/2024	5/24/2024	Cash Out	(6.43)
Total				(6.43)

STATEMENT DISCLOSURE

As of May 31, 2024



Meeder provides monthly statements for its investment management clients to provide information about the investment portfolio. The information should not be used for audit or confirmation purposes. Please review your custodial statements and report any inaccuracies or discrepancies.

Certain information and data has been supplied by unaffiliated third parties. Although Meeder believes the information is reliable, it cannot warrant the accuracy of information offered by third parties. Market value may reflect prices received from pricing vendors when current market quotations are not available. Prices may not reflect firm bids or offers and may differ from the value at which the security can be sold.

Statements may include positions from unmanaged accounts provided for reporting purposes. Unmanaged accounts are managed directly by the client and are not included in the accounts managed by the investment adviser. This information is provided as a client convenience and the investment adviser assumes no responsibility for performance of these accounts or the accuracy of the data reported.

Investing involves risk. Past performance is no guarantee of future results. Debt and fixed income securities are subject to credit and interest rate risk. The investment return and principal value of an investment will fluctuate so that an investors shares, when redeemed, may be worth more or less than their original cost. Current performance may be lower or higher than the performance data quoted.

Meeder Investment Management is the global brand for the Meeder group of affiliated companies. Investment advisory services are provided through Meeder Public Funds, Inc. Please contact us if you would like to receive a copy of our current ADV disclosure brochure or privacy policy.