

CLEVELAND PUBLIC LIBRARY

Board Meeting

REPORT ON INVESTMENTS - JULY 2024

1. INTERIM DEPOSITS

In accordance with Ohio Revised Code Section 135.14, funds that become available periodically throughout the fiscal year are invested in short-term investments known as interim deposits. The investments are in securities that provide the highest interest rate consistent with the highest degree of safety. Other balances are invested in US Treasury issues, agency issues, municipal bonds, commercial paper, and negotiable certificates of deposit as managed by Meeder Investment Management, STAR Ohio, Government Insured Deposit Program (replaced the STAR Plus program), and a federal money market fund.

Following is a description of interim deposit earnings for the period July 1, 2024 through July 31, 2024.

Investment Period	No. of Days	Amount	Bank	Interest Rate	Investment Income	Investment Form
OPERATING FUND:						
07/01/24 - 07/31/24	31	Various	STAR Ohio	Various	36,361.98	Investment Pool
07/01/24 - 07/31/24	31	Various	Government Insured Deposit Program	Various	0.00	Bank Deposit Program
07/01/24 - 07/31/24	31	Various	U.S. Bank	Various	2,759.02	Sweep Money Market
01/06/24 - 07/06/24	183	340,000	Federal Farm Credit Bank	4.000%	6,800.00	Federal Agency
01/06/24 - 07/06/24	183	850,000	Federal Home Loan Bank	1.020%	4,335.00	Federal Agency
01/22/24 - 07/22/24	183	850,000	Federal Farm Credit Bank	0.550%	2,337.50	Federal Agency
01/27/24 - 07/27/24	183	500,000	Federal Home Loan Mortgage Corp.	0.500%	1,250.00	Federal Agency
01/28/24 - 07/28/24	183	380,000	Federal Home Loan Bank	0.550%	1,045.00	Federal Agency
05/30/24 - 06/30/24	32	249,000	Celtic Bank	1.850%	391.24	Negotiable CD
06/15/24 - 07/15/24	31	249,000	Ponce Bank	3.500%	716.30	Negotiable CD
06/18/24 - 07/18/24	31	225,000	Wells Fargo Bank NA	1.950%	360.62	Negotiable CD
01/22/24 - 07/22/24	183	247,000	State Bank of India	1.900%	2,340.07	Negotiable CD
06/30/24 - 07/30/24	31	249,000	Celtic Bank	1.850%	378.62	Negotiable CD
12/31/23 - 06/30/24	183	750,000	United States Treasury Note	0.375%	1,406.25	Treasury Security
12/31/23 - 06/30/24	183	500,000	United States Treasury Note	0.875%	2,187.50	Treasury Security
12/31/23 - 06/30/24	183	500,000	United States Treasury Bond	2.250%	5,625.00	Treasury Security
12/31/23 - 06/30/24	183	1,016,000	United States Treasury Note	3.250%	16,510.00	Treasury Security
12/31/23 - 06/30/24	183	1,050,000	United States Treasury Note	3.875%	20,343.75	Treasury Security
12/31/23 - 06/30/24	183	1,000,000	United States Treasury Note	4.000%	20,000.00	Treasury Security
01/15/24 - 07/15/24	183	500,000	United States Treasury Note	0.375%	31,660.16	Treasury Security
01/31/24 - 07/31/24	183	750,000	United States Treasury Bond	3.000%	23,232.42	Treasury Security

Investment Period	No. of Days	Amount	Bank	Interest Rate	Investment Income	Investment Form
01/31/24 - 07/31/24	183	1,250,000	United States Treasury Note	0.375%	2,343.75	Treasury Security
01/31/24 - 07/31/24	183	820,000	United States Treasury Note	1.500%	6,150.00	Treasury Security
01/31/24 - 07/31/24	183	1,000,000	United States Treasury Note	2.750%	13,750.00	Treasury Security
01/31/24 - 07/31/24	183	1,135,000	United States Treasury Note	4.000%	22,700.00	Treasury Security
01/31/24 - 07/31/24	183	870,000	United States Treasury Note	4.125%	17,943.75	Treasury Security
03/27/24 - 07/31/24	127	250,000	United States Treasury Note	4.125%	3,541.38	Treasury Security

Earned Interest July 2024 \$ 246,469.31
 Earned Interest Year To Date \$ 1,353,165.15

SERIES 2019A TAX-EXEMPT NOTES:

(no open accounts for this fund)

0.00

Earned Interest July 2024 \$ -
 Earned Interest Year To Date \$ 227,027.66

SERIES 2019B TAXABLE NOTES:

07/01/24 - 07/31/24	31	Various	STAR Ohio	Various	7,801.31	Investment Pool
07/01/24 - 07/31/24	31	Various	U.S. Bank	Various	26.25	Sweep Money Market

Earned Interest July 2024 \$ 7,827.56
 Earned Interest Year To Date \$ 87,242.76

NOTE RETIREMENT FUND:

07/01/24 - 07/31/24	31	Various	Huntington National Bank	Various	4,061.11	Sweep Money Market
---------------------	----	---------	--------------------------	---------	----------	--------------------

Earned Interest July 2024 \$ 4,061.11
 Earned Interest Year To Date \$ 28,992.24

ESCROW ACCOUNT:

07/01/24 - 07/31/24	31	Various	Huntington National Bank	Various	26.10	Money Market
---------------------	----	---------	--------------------------	---------	-------	--------------

Earned Interest July 2024 \$ 26.10
 Earned Interest Year To Date \$ 179.23

Earned Interest July 2024--All Funds \$ 258,384.08
Earned Interest Year To Date--All Funds \$ 1,696,607.04



Cleveland Public Library Operating Account

Monthly Investment Report
July 31, 2024

Your Investment Representative:

Jim McCourt

(614) 923-1151

jmccourt@meederinvestment.com

For questions about your account please contact your investment representative or contact publicfundsoperations@meederinvestment.com
Dublin, Ohio | Lansing, Michigan | Long Beach, California | Austin, Texas | 866-633-3371 | www.meederpublicfunds.com

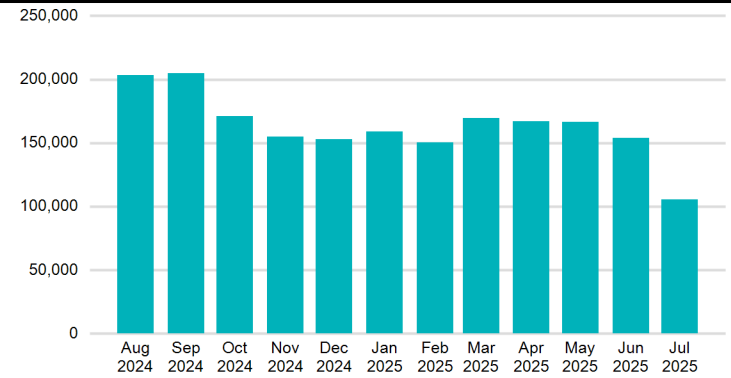
MONTHLY RECONCILIATION

Beginning Book Value	77,974,632.20
Contributions	
Withdrawals	
Prior Month Custodian Fees	(638.44)
Realized Gains/Losses	42,705.08
Purchased Interest	(689.85)
Gross Interest Earnings	169,017.12
Ending Book Value	78,185,026.11

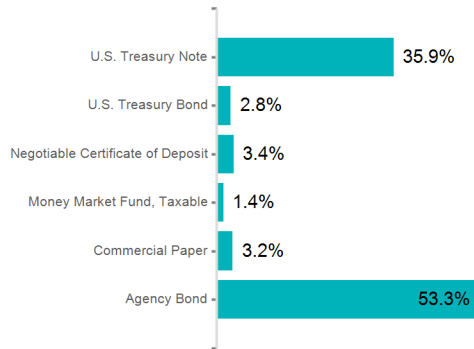
PORTFOLIO CHARACTERISTICS

Portfolio Yield to Maturity	2.99%
Portfolio Effective Duration	2.19 yrs
Weighted Average Maturity	2.37 yrs

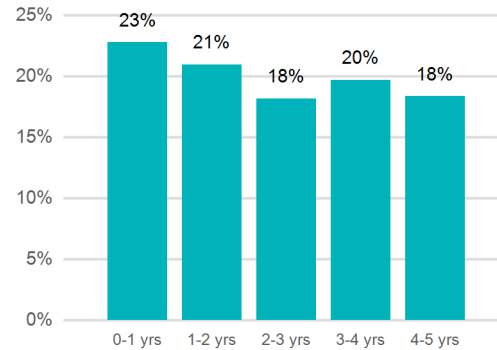
PROJECTED MONTHLY INCOME SCHEDULE



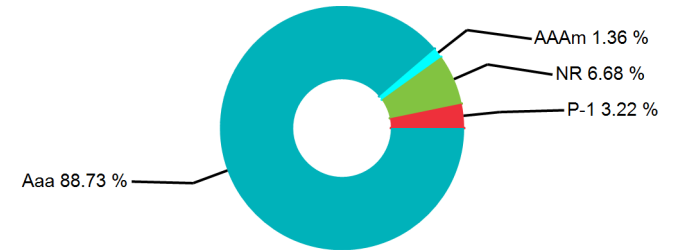
SECTOR ALLOCATION



MATURITY DISTRIBUTION



CREDIT QUALITY



Cleveland Public Library Operating Account

PROJECTED INCOME SCHEDULE

As of July 31, 2024



CUSIP	SECURITY DESCRIPTION	Aug 2024	Sep 2024	Oct 2024	Nov 2024	Dec 2024	Jan 2025	Feb 2025	Mar 2025	Apr 2025	May 2025	Jun 2025	Jul 2025
02589ABQ4	American Express National Bank 2.000% 03/09/2027		2,490						2,450				
07371DR58	Beal Bank USA 4.650% 05/30/2029					5,689						5,657	
13607EHP7	Canadian Imperial Holdings Inc. 08/23/2024	30,834											
15118RRH2	Celtic Bank Corporation 1.850% 08/30/2024	1,106											
22533THC3	Credit Agricole Corporate and Investment Bank 08/12/2024	41,206											
22533TNH5	Credit Agricole Corporate and Investment Bank 01/17/2025						28,694						
3130AFBC0	FHLB 3.250% 09/13/2024		27,327										
3130AJLH0	FHLB 0.920% 05/19/2026				3,335						3,335		
3130AJSQ3	FHLB 1.020% 07/06/2027						4,335						4,335
3130AK6G6	FHLB 0.390% 09/23/2024		2,511										
3130AKVV5	FHLB 0.500% 02/18/2026	2,500						2,500					
3130ALZ23	FHLB 0.800% 04/28/2025			1,100						1,100			
3130AMNX6	FHLB 1.020% 06/10/2026					3,494						3,494	
3130ANAV2	FHLB 0.550% 01/28/2025						21,983						
3130ANVB3	FHLB 0.800% 09/17/2025		1,800						1,800				
3130ANYN4	FHLB 1.000% 09/30/2026		2,500						2,500				
3130ANZ60	FHLB 1.000% 06/27/2025		1,875			2,063			2,250			9,938	
3130AP3C7	FHLB 1.100% 09/30/2026		3,300						3,300				
3130APFS9	FHLB 1.050% 10/28/2026			3,596						3,596			
3130APW43	FHLB 1.500% 12/02/2026					3,750						3,750	
3130AQPR8	FHLB 2.600% 02/18/2027	10,400						10,400					
3130ATUS4	FHLB 4.250% 12/10/2027					25,181						25,181	
3130AVBD3	FHLB 4.500% 03/09/2029		20,250						20,250				

Cleveland Public Library Operating Account

PROJECTED INCOME SCHEDULE

As of July 31, 2024



CUSIP	SECURITY DESCRIPTION	Aug 2024	Sep 2024	Oct 2024	Nov 2024	Dec 2024	Jan 2025	Feb 2025	Mar 2025	Apr 2025	May 2025	Jun 2025	Jul 2025
3130AWMN7	FHLB 4.375% 06/09/2028					18,047						18,047	
3130B0KT5	FHLB 4.650% 04/21/2026			23,250						23,250			
3133EK6J0	FFCB 1.625% 11/08/2024				4,447								
3133ELH80	FFCB 0.680% 06/10/2025					2,550						2,550	
3133ELY32	FFCB 0.550% 07/22/2026						2,338						2,338
3133EMBD3	FFCB 0.360% 09/24/2024		3,050										
3133EMQX3	FFCB 0.590% 02/17/2026	1,475						1,475					
3133EMXS6	FFCB 0.720% 04/28/2025			6,300						7,667			
3133EMZW5	FFCB 0.730% 05/19/2025				1,150						1,150		
3133EN3H1	FFCB 4.000% 11/29/2027				18,000						18,000		
3133EN5N6	FFCB 4.000% 01/06/2028						6,800						6,800
3133ENG87	FFCB 2.920% 08/17/2027	9,198						9,198					
3133ENL99	FFCB 3.375% 09/15/2027		16,875						16,875				
3133ENTK6	FFCB 2.51% 04/01/25			6,275						7,300			
3133ENV9	FFCB 2.875% 04/26/2027			4,313						4,313			
3133EP4A0	FFCB 4.250% 02/28/2029	19,763						19,763					
3133EP5U5	FEDERAL FARM 4.125% 03/12/2029		23,306						23,306				
3133EPCX1	FFCB 4.375% 03/10/2028		21,875						21,875				
3133EPF91	FEDERAL FARM 4.50% 01/27/2028				20,250						20,250		
3133EPGW9	FEDERAL FARM 3.875% 04/25/2028			21,313						21,313			
3133EPHT5	FFCB 3.625 05/03/28				5,709						5,709		
3133EPUN3	FEDERAL FARM 4.5% 08/28/2028	22,500						22,500					
3133EPWK7	FFCB 4.500% 09/22/2028		22,500						22,500				
3133ERDH1	FEDERAL FARM 4.75% 04/30/2029			23,750						23,750			

Cleveland Public Library Operating Account

PROJECTED INCOME SCHEDULE

As of July 31, 2024



CUSIP	SECURITY DESCRIPTION	Aug 2024	Sep 2024	Oct 2024	Nov 2024	Dec 2024	Jan 2025	Feb 2025	Mar 2025	Apr 2025	May 2025	Jun 2025	Jul 2025
3133ERKX8	FFCB 4.250% 07/12/2029						17,000						17,000
3134GV7E2	FMCC 0.500% 01/27/2025						2,650						
3134GW4B9	FMCC 0.500% 10/29/2025			1,250						1,250			
3134GW4C7	FMCC 0.800% 10/27/2026			2,120						2,120			
3134GWUS3	FMCC 0.400% 09/24/2024		2,050										
3134GWZG4	FMCC 0.600% 10/20/2025			1,950						1,950			
3134GWZV1	FMCC 0.650% 10/22/2025			1,333						1,333			
3134GXFV1	FMCC 0.625% 12/17/2025					1,563						1,563	
3135G05S8	FNMA 0.500% 08/14/2025	1,250						1,250					
3135GA2Z3	FNMA 0.560% 11/17/2025				1,470						1,470		
3136G45C3	FNMA 0.540% 10/27/2025			1,350						1,350			
3136G4J95	FNMA 0.550% 08/25/2025	1,375						1,375					
3137EAEX3	FMCC 0.375% 09/23/2025		1,688						1,688				
31422X7K2	FARMER MAC 4.70% 09/27/2028		23,500						23,500				
31422XBN1	AGM 0.690% 02/25/2026	1,725						1,725					
31424WBB7	FARMER MAC 5% 10/23/2028			25,000						25,000			
44329ME33	HSBC Bank USA, National Association 1.300% 05/07/2025				1,625								
732329BD8	Ponce Bank 3.500% 09/15/2027	740	740	716	740	716	740	740	669	740	716	740	716
742651DZ2	PEFCO 3.900% 10/15/2027			9,848						9,848			
795451DM2	Sallie Mae Bank 4.300% 07/24/2029						5,289						5,203
87165E2M8	Synchrony Bank 1.250% 04/24/2025			1,554									
89235MPB1	Toyota Financial Savings Bank 3.600% 09/09/2027		4,446						4,374				
90355GPQ3	UBS Bank USA 4.350% 07/17/2029	920	920	890	920	890	920	920	831	920	890	920	890

Cleveland Public Library Operating Account

PROJECTED INCOME SCHEDULE

As of July 31, 2024



CUSIP	SECURITY DESCRIPTION	Aug 2024	Sep 2024	Oct 2024	Nov 2024	Dec 2024	Jan 2025	Feb 2025	Mar 2025	Apr 2025	May 2025	Jun 2025	Jul 2025
9128282R0	UST 2.250% 08/15/2027	12,038						12,038					
9128283P3	UST 2.250% 12/31/2024					6,895							
9128283Z1	UST 2.750% 02/28/2025	7,700						28,525					
912828U24	UST 2.000% 11/15/2026				10,950						10,950		
912828X88	UST 2.375% 05/15/2027				11,400						11,400		
912828Z78	UST 1.500% 01/31/2027						6,150						6,150
912828ZT0	UST 0.250% 05/31/2025				2,188						28,643		
91282CAM3	UST 0.250% 09/30/2025		581						581				
91282CAT8	UST 0.250% 10/31/2025			938						938			
91282CAZ4	UST 0.375% 11/30/2025				1,406						1,406		
91282CBC4	UST 0.375% 12/31/2025					1,406						1,406	
91282CBH3	UST 0.375% 01/31/2026						2,344						2,344
91282CBQ3	UST 0.500% 02/28/2026	1,875						1,875					
91282CBT7	UST 0.750% 03/31/2026		4,688						4,688				
91282CCJ8	UST 0.875% 06/30/2026					2,188						2,188	
91282CCW9	UST 0.750% 08/31/2026	1,875						1,875					
91282CCZ2	UST 0.875% 09/30/2026		2,188						2,188				
91282CDB4	UST 0.625% 10/15/2024			3,652									
91282CEF4	UST 2.500% 03/31/2027		13,813						13,813				
91282CEN7	UST 2.750% 04/30/2027			14,025						14,025			
91282CET4	UST 2.625% 05/31/2027				10,631						10,631		
91282CEW7	UST 3.250% 06/30/2027					16,510						16,510	
91282CFB2	UST 2.750% 07/31/2027						13,750						13,750
91282CFH9	UST 3.125% 08/31/2027	14,844						14,844					
91282CFU0	UST 4.125% 10/31/2027			20,625						20,625			

Cleveland Public Library Operating Account

PROJECTED INCOME SCHEDULE

As of July 31, 2024



CUSIP	SECURITY DESCRIPTION	Aug 2024	Sep 2024	Oct 2024	Nov 2024	Dec 2024	Jan 2025	Feb 2025	Mar 2025	Apr 2025	May 2025	Jun 2025	Jul 2025
91282CFX4	UST 4.500% 11/30/2024				8,984								
91282CGC9	UST 3.875% 12/31/2027					20,344						20,344	
91282CGP0	UST 4.000% 02/29/2028	19,500						19,500					
91282CHE4	UST 3.625% 05/31/2028				20,481						20,481		
91282CHK0	UST 4.000% 06/30/2028					20,000						20,000	
91282CHQ7	UST 4.125% 07/31/2028						23,100						23,100
91282CJN2	UST 4.375% 11/30/2028				10,938						10,938		
91282CJP7	UST 4.375% 12/15/2026					21,875						21,875	
91282CJW2	UST 4.000% 01/31/2029						22,700						22,700
91282CKT7	UST 4.500% 05/31/2029				20,363						20,363		
949763M78	Wells Fargo Bank, National Association 1.950% 10/18/2024	373	373	923									
TOTAL		203,196	204,644	176,070	154,988	153,159	158,792	150,502	169,435	172,386	166,332	154,162	105,326

POSITION STATEMENT

As of July 31, 2024



CUSIP	Security Description	Trade Date/ Settlement Date	Par Value	Principal Cost/ Purchased Interest	Total Cost	Yield at Cost	Maturity/ Duration	Market Price/ Market Value	Unrealized Gain/ (Loss)	% of Assets	Moody's/ S&P Rating
Cash and Cash Equivalents											
STAROHIO	STAR Ohio XX688	7/31/2024 7/31/2024	\$7,665,299.50	\$7,665,299.50	\$7,665,299.50	5.44%	0.003 0.003	\$1.00 \$7,665,299.50	\$0.00	9.00%	AAAm
31846V567	First American Funds, Inc.	7/31/2024 7/31/2024	\$1,057,747.28	\$1,057,747.28	\$1,057,747.28	5.19%	0.003 0.003	\$1.00 \$1,057,747.28	\$0.00	1.24%	AAAm
SubTotal			\$8,723,046.78	\$8,723,046.78	\$8,723,046.78	5.41%		\$8,723,046.78	\$0.00	10.24%	
Agency Bond											
3130AFBC0	FHLB 3.250% 09/13/2024	9/20/2022 9/21/2022	\$850,000.00	\$836,485.85	\$836,485.85	4.09%	0.121 0.120	\$99.72 \$847,628.50	\$11,142.65	1.00%	Aaa AA+
3130AK6G6	FHLB 0.390% 09/23/2024	9/29/2020 9/30/2020	\$810,000.00	\$809,068.50	\$809,068.50	0.42%	0.148 0.146	\$99.28 \$804,176.10	(\$4,892.40)	0.94%	Aaa AA+
3134GWUS3	FMCC 0.400% 09/24/2024	9/17/2020 9/24/2020	\$1,000,000.00	\$999,950.00	\$999,950.00	0.40%	0.151 0.149	\$99.21 \$992,100.00	(\$7,850.00)	1.16%	Aaa AA+
3133EMBD3	FFCB 0.360% 09/24/2024	9/24/2020 9/29/2020	\$1,000,000.00	\$998,750.00	\$998,750.00	0.39%	0.151 0.149	\$99.31 \$993,050.00	(\$5,700.00)	1.17%	Aaa AA+
3133EK6J0	FFCB 1.625% 11/08/2024	11/1/2019 11/8/2019	\$500,000.00	\$499,615.00	\$499,615.00	1.64%	0.274 0.269	\$98.96 \$494,775.00	(\$4,840.00)	0.58%	Aaa AA+
3134GV7E2	FMCC 0.500% 01/27/2025	7/8/2020 7/27/2020	\$500,000.00	\$498,600.00	\$498,600.00	0.56%	0.493 0.483	\$97.64 \$488,200.00	(\$10,400.00)	0.57%	Aaa AA+
3130ANAV2	FHLB 0.550% 01/28/2025	5/26/2022 5/27/2022	\$380,000.00	\$359,062.00	\$359,062.00	2.70%	0.496 0.486	\$97.90 \$372,012.40	\$12,950.40	0.44%	Aaa AA+
3133ENTK6	FFCB 2.51% 04/01/25	3/25/2022 4/1/2022	\$500,000.00	\$498,975.00	\$498,975.00	2.58%	0.668 0.648	\$98.35 \$491,755.00	(\$7,220.00)	0.58%	Aaa AA+
3130ALZ23	FHLB 0.800% 04/28/2025	4/7/2021 4/28/2021	\$275,000.00	\$275,000.00	\$275,000.00	0.80%	0.742 0.725	\$96.98 \$266,686.75	(\$8,313.25)	0.31%	Aaa AA+
3133EMXS6	FFCB 0.720% 04/28/2025	4/26/2021 4/28/2021	\$1,750,000.00	\$1,748,632.81	\$1,748,632.81	0.74%	0.742 0.724	\$96.66 \$1,691,550.00	(\$57,082.81)	1.99%	Aaa AA+
3133EMZW5	FFCB 0.730% 05/19/2025	5/25/2021 5/28/2021	\$315,000.00	\$315,000.00	\$315,000.00	0.73%	0.800 0.780	\$96.67 \$304,497.90	(\$10,502.10)	0.36%	Aaa AA+
3133ELH80	FFCB 0.680% 06/10/2025	6/24/2020 6/26/2020	\$750,000.00	\$750,000.00	\$750,000.00	0.68%	0.860 0.838	\$96.11 \$720,832.50	(\$29,167.50)	0.85%	Aaa AA+
3130ANZ60	FHLB 1.000% 06/27/2025	10/26/2021 10/27/2021	\$750,000.00	\$742,500.00	\$742,500.00	0.96%	0.907 0.881	\$96.41 \$723,045.00	(\$19,455.00)	0.85%	Aaa AA+

Cleveland Public Library Operating Account

POSITION STATEMENT

As of July 31, 2024



CUSIP	Security Description	Trade Date/ Settlement Date	Par Value	Principal Cost/ Purchased Interest	Total Cost	Yield at Cost	Maturity/ Duration	Market Price/ Market Value	Unrealized Gain/ (Loss)	% of Assets	Moody's/ S&P Rating
3135G05S8	FNMA 0.500% 08/14/2025	11/18/2022 11/21/2022	\$500,000.00	\$446,565.00	\$446,565.00	4.72%	1.038 1.012	\$95.67 \$478,355.00	\$31,790.00	0.56%	Aaa AA+
3136G4J95	FNMA 0.550% 08/25/2025	8/19/2020 8/25/2020	\$500,000.00	\$499,375.00	\$499,375.00	0.58%	1.068 1.040	\$95.56 \$477,795.00	(\$21,580.00)	0.56%	Aaa AA+
3130ANVB3	FHLB 0.800% 09/17/2025	9/1/2021 9/17/2021	\$450,000.00	\$450,000.00	\$450,000.00	0.80%	1.132 1.101	\$95.82 \$431,203.50	(\$18,796.50)	0.51%	Aaa AA+
3137EAEX3	FMCC 0.375% 09/23/2025	9/29/2021 9/30/2021	\$900,000.00	\$885,114.00	\$885,114.00	0.80%	1.148 1.120	\$95.23 \$857,043.00	(\$28,071.00)	1.01%	Aaa AA+
3134GWZG4	FMCC 0.600% 10/20/2025	10/6/2020 10/20/2020	\$650,000.00	\$650,000.00	\$650,000.00	0.60%	1.222 1.190	\$94.96 \$617,207.50	(\$32,792.50)	0.72%	Aaa AA+
3134GWZV1	FMCC 0.650% 10/22/2025	10/18/2021 10/20/2021	\$410,000.00	\$404,260.00	\$404,260.00	1.01%	1.227 1.195	\$94.99 \$389,471.30	(\$14,788.70)	0.46%	Aaa AA+
3136G45C3	FNMA 0.540% 10/27/2025	10/21/2020 10/27/2020	\$500,000.00	\$499,500.00	\$499,500.00	0.56%	1.241 1.209	\$94.89 \$474,440.00	(\$25,060.00)	0.56%	Aaa AA+
3134GW4B9	FMCC 0.500% 10/29/2025	10/9/2020 10/29/2020	\$500,000.00	\$499,000.00	\$499,000.00	0.54%	1.247 1.215	\$94.82 \$474,105.00	(\$24,895.00)	0.56%	Aaa AA+
3135GA2Z3	FNMA 0.560% 11/17/2025	11/12/2020 11/17/2020	\$525,000.00	\$523,818.75	\$523,818.75	0.61%	1.299 1.266	\$94.83 \$497,873.25	(\$25,945.50)	0.58%	Aaa AA+
3134GXFV1	FMCC 0.625% 12/17/2025	12/3/2020 12/17/2020	\$500,000.00	\$499,750.00	\$499,750.00	0.64%	1.381 1.344	\$94.48 \$472,400.00	(\$27,350.00)	0.55%	Aaa AA+
3133EMQX3	FFCB 0.590% 02/17/2026	2/18/2021 2/25/2021	\$500,000.00	\$498,045.00	\$498,045.00	0.67%	1.551 1.508	\$94.12 \$470,615.00	(\$27,430.00)	0.55%	Aaa AA+
3130AKVV5	FHLB 0.500% 02/18/2026	1/28/2021 2/18/2021	\$1,000,000.00	\$1,000,000.00	\$1,000,000.00	0.50%	1.553 1.512	\$93.94 \$939,420.00	(\$60,580.00)	1.10%	Aaa AA+
31422XBN1	AGM 0.690% 02/25/2026	2/18/2021 2/25/2021	\$500,000.00	\$499,850.00	\$499,850.00	0.70%	1.573 1.528	\$94.20 \$471,010.00	(\$28,840.00)	0.55%	
3130B0KT5	FHLB 4.650% 04/21/2026	3/26/2024 3/27/2024	\$1,000,000.00	\$1,000,250.00	\$1,000,250.00	4.64%	1.723 1.621	\$100.21 \$1,002,060.00	\$1,810.00	1.18%	Aaa AA+
3130AJLH0	FHLB 0.920% 05/19/2026	10/18/2021 10/19/2021	\$725,000.00	\$718,272.00	\$718,272.00	1.13%	1.800 1.744	\$93.76 \$679,745.50	(\$38,526.50)	0.80%	Aaa AA+
3130AMNX6	FHLB 1.020% 06/10/2026	5/26/2021 6/10/2021	\$685,000.00	\$685,000.00	\$685,000.00	1.02%	1.860 1.801	\$93.76 \$642,242.30	(\$42,757.70)	0.75%	Aaa AA+
3133ELY32	FFCB 0.550% 07/22/2026	3/30/2023 3/31/2023	\$850,000.00	\$758,616.50	\$758,616.50	4.06%	1.975 1.924	\$92.66 \$787,567.50	\$28,951.00	0.92%	Aaa AA+
3130ANYN4	FHLB 1.000% 09/30/2026	9/14/2021 9/30/2021	\$500,000.00	\$500,000.00	\$500,000.00	1.00%	2.167 2.088	\$92.83 \$464,135.00	(\$35,865.00)	0.54%	Aaa AA+

Cleveland Public Library Operating Account

POSITION STATEMENT

As of July 31, 2024



CUSIP	Security Description	Trade Date/ Settlement Date	Par Value	Principal Cost/ Purchased Interest	Total Cost	Yield at Cost	Maturity/ Duration	Market Price/ Market Value	Unrealized Gain/ (Loss)	% of Assets	Moody's/ S&P Rating
3130AP3C7	FHLB 1.100% 09/30/2026	10/25/2021 10/26/2021	\$600,000.00	\$594,000.00	\$594,000.00	1.24%	2.167 2.084	\$93.00 \$558,024.00	(\$35,976.00)	0.66%	Aaa AA+
3134GW4C7	FMCC 0.800% 10/27/2026	6/16/2022 6/17/2022	\$530,000.00	\$468,138.40	\$468,138.40	3.72%	2.241 2.167	\$92.21 \$488,723.60	\$20,585.20	0.57%	Aaa AA+
3130APFS9	FHLB 1.050% 10/28/2026	10/18/2021 10/28/2021	\$685,000.00	\$679,040.50	\$679,040.50	1.23%	2.244 2.160	\$92.72 \$635,159.40	(\$43,881.10)	0.75%	Aaa AA+
3130APW43	FHLB 1.500% 12/02/2026	12/16/2021 12/20/2021	\$500,000.00	\$499,925.00	\$499,925.00	1.50%	2.340 2.229	\$93.52 \$467,600.00	(\$32,325.00)	0.55%	Aaa AA+
3130AQR8	FHLB 2.600% 02/18/2027	3/29/2023 3/31/2023	\$800,000.00	\$743,728.00	\$743,728.00	4.27%	2.553 2.403	\$95.90 \$767,192.00	\$23,464.00	0.90%	Aaa AA+
3133ENV9	FFCB 2.875% 04/26/2027	4/22/2022 4/26/2022	\$300,000.00	\$298,452.00	\$298,452.00	2.99%	2.737 2.574	\$96.40 \$289,191.00	(\$9,261.00)	0.34%	Aaa AA+
3130AJSQ3	FHLB 1.020% 07/06/2027	4/19/2023 4/20/2023	\$850,000.00	\$747,668.50	\$747,668.50	4.17%	2.932 2.805	\$91.01 \$773,602.00	\$25,933.50	0.91%	Aaa AA+
3133ENG87	FFCB 2.920% 08/17/2027	8/19/2022 8/22/2022	\$630,000.00	\$622,616.40	\$622,616.40	3.18%	3.047 2.833	\$96.23 \$606,242.70	(\$16,373.70)	0.71%	Aaa AA+
3133ENL99	FFCB 3.375% 09/15/2027	9/14/2022 9/15/2022	\$1,000,000.00	\$986,010.00	\$986,010.00	3.68%	3.126 2.890	\$97.51 \$975,120.00	(\$10,890.00)	1.14%	Aaa AA+
742651DZ2	PEFCO 3.900% 10/15/2027	4/27/2023 5/3/2023	\$255,000.00	\$255,408.00	\$255,408.00	3.86%	3.208 2.947	\$98.87 \$252,115.95	(\$3,292.05)	0.30%	Aaa AA+
742651DZ2	PEFCO 3.900% 10/15/2027	4/28/2023 5/3/2023	\$250,000.00	\$249,600.00	\$249,600.00	3.94%	3.208 2.947	\$98.87 \$247,172.50	(\$2,427.50)	0.29%	Aaa AA+
3133EN3H1	FFCB 4.000% 11/29/2027	11/22/2022 11/29/2022	\$900,000.00	\$896,580.00	\$896,580.00	4.08%	3.332 3.063	\$99.25 \$893,223.00	(\$3,357.00)	1.05%	Aaa AA+
3130ATUS4	FHLB 4.250% 12/10/2027	12/14/2022 12/16/2022	\$1,185,000.00	\$1,209,553.20	\$1,209,553.20	3.79%	3.362 3.082	\$99.96 \$1,184,526.00	(\$25,027.20)	1.39%	Aaa AA+
3133EN5N6	FFCB 4.000% 01/06/2028	1/17/2023 1/19/2023	\$340,000.00	\$344,705.60	\$344,705.60	3.69%	3.436 3.165	\$99.24 \$337,402.40	(\$7,303.20)	0.40%	Aaa AA+
3133EPCX1	FFCB 4.375% 03/10/2028	3/7/2023 3/10/2023	\$1,000,000.00	\$997,460.00	\$997,460.00	4.43%	3.611 3.254	\$100.69 \$1,006,900.00	\$9,440.00	1.18%	Aaa AA+
3133EPGW9	FEDERAL FARM 3.875% 04/25/2028	4/19/2023 4/25/2023	\$1,100,000.00	\$1,098,647.00	\$1,098,647.00	3.90%	3.737 3.405	\$99.03 \$1,089,352.00	(\$9,295.00)	1.28%	Aaa AA+
3133EPHT5	FFCB 3.625 05/03/28	4/27/2023 5/3/2023	\$315,000.00	\$313,270.65	\$313,270.65	3.75%	3.759 3.441	\$98.17 \$309,241.80	(\$4,028.85)	0.36%	Aaa AA+
3130AWMN7	FHLB 4.375% 06/09/2028	8/10/2023 8/11/2023	\$825,000.00	\$826,105.50	\$826,105.50	4.34%	3.860 3.497	\$100.69 \$830,676.00	\$4,570.50	0.98%	Aaa AA+

Cleveland Public Library Operating Account

POSITION STATEMENT

As of July 31, 2024



CUSIP	Security Description	Trade Date/ Settlement Date	Par Value	Principal Cost/ Purchased Interest	Total Cost	Yield at Cost	Maturity/ Duration	Market Price/ Market Value	Unrealized Gain/ (Loss)	% of Assets	Moody's/ S&P Rating
3133EPUN3	FEDERAL FARM 4.5% 08/28/2028	8/25/2023 8/28/2023	\$1,000,000.00	\$999,468.20	\$999,468.20	4.51%	4.079 3.626	\$101.21 \$1,012,130.00	\$12,661.80	1.19%	Aaa AA+
3133EPWK7	FFCB 4.500% 09/22/2028	10/4/2023 10/5/2023	\$1,000,000.00	\$984,136.00	\$984,136.00	4.86%	4.148 3.693	\$101.34 \$1,013,350.00	\$29,214.00	1.19%	Aaa AA+
31422X7K2	FARMER MAC 4.70% 09/27/2028	9/27/2023 10/2/2023	\$1,000,000.00	\$995,650.00	\$995,650.00	4.80%	4.162 3.694	\$102.19 \$1,021,850.00	\$26,200.00	1.20%	
31424WBB7	FARMER MAC 5% 10/23/2028	10/18/2023 10/23/2023	\$1,000,000.00	\$1,000,000.00	\$1,000,000.00	5.00%	4.233 3.744	\$103.27 \$1,032,720.00	\$32,720.00	1.21%	
3133EPF91	FEDERAL FARM 4.50% 01/27/2028	11/22/2023 11/27/2023	\$900,000.00	\$899,037.00	\$899,037.00	4.52%	4.329 3.870	\$101.41 \$912,654.00	\$13,617.00	1.07%	Aaa AA+
3133EP4A0	FFCB 4.250% 02/28/2029	3/4/2024 3/5/2024	\$930,000.00	\$930,351.54 \$768.54	\$931,120.08	4.24%	4.584 4.053	\$100.67 \$936,221.70	\$5,870.16	1.10%	Aaa AA+
3130AVBD3	FHLB 4.500% 03/09/2029	4/2/2024 4/3/2024	\$900,000.00	\$902,619.00 \$2,700.00	\$905,319.00	4.43%	4.608 4.057	\$101.69 \$915,201.00	\$12,582.00	1.07%	Aaa AA+
3133EP5U5	FEDERAL FARM 4.125% 03/12/2029	3/27/2024 3/28/2024	\$1,130,000.00	\$1,124,391.81 \$1,035.83	\$1,125,427.64	4.24%	4.638 4.117	\$100.13 \$1,131,412.50	\$7,020.69	1.33%	Aaa AA+
3133ERDH1	FEDERAL FARM 4.75% 04/30/2029	4/25/2024 4/30/2024	\$1,000,000.00	\$999,251.58	\$999,251.58	4.77%	4.751 4.177	\$102.73 \$1,027,310.00	\$28,058.42	1.21%	Aaa AA+
3133ERKX8	FFCB 4.250% 07/12/2029	7/18/2024 7/19/2024	\$800,000.00	\$804,440.00 \$661.11	\$805,101.11	4.13%	4.951 4.413	\$100.77 \$806,184.00	\$1,744.00	0.95%	Aaa AA+
SubTotal			\$42,300,000.00	\$41,819,309.29 \$5,165.48	\$41,824,474.77	2.75%		\$41,337,495.55	(\$481,813.74)	48.53%	

Commercial Paper

22533THC3	Credit Agricole Corporate and Investment Bank 08/12/2024	11/16/2023 11/17/2023	\$1,010,000.00	\$968,793.68	\$968,793.68	5.69%	0.033 0.035	\$99.82 \$1,008,202.20	\$39,408.52	1.18%	P-1 A-1
13607EHP7	Canadian Imperial Holdings Inc. 08/23/2024	11/30/2023 12/1/2023	\$780,000.00	\$749,166.17	\$749,166.17	5.57%	0.063 0.064	\$99.66 \$777,340.20	\$28,174.03	0.91%	P-1 A-1
22533TNH5	Credit Agricole Corporate and Investment Bank 01/17/2025	4/24/2024 4/24/2024	\$730,000.00	\$701,306.13	\$701,306.13	5.50%	0.466 0.455	\$97.51 \$711,801.10	\$10,494.97	0.84%	P-1 A-1
SubTotal			\$2,520,000.00	\$2,419,265.98	\$2,419,265.98	5.60%		\$2,497,343.50	\$78,077.52	2.93%	

POSITION STATEMENT

As of July 31, 2024



CUSIP	Security Description	Trade Date/ Settlement Date	Par Value	Principal Cost/ Purchased Interest	Total Cost	Yield at Cost	Maturity/ Duration	Market Price/ Market Value	Unrealized Gain/ (Loss)	% of Assets	Moody's/ S&P Rating
Negotiable Certificate of Deposit											
15118RRH2	Celtic Bank Corporation 1.850% 08/30/2024	8/16/2019 8/30/2019	\$249,000.00	\$248,285.37	\$248,285.37	1.91%	0.082 0.083	\$99.73 \$248,317.74	\$32.37	0.29%	
949763M78	Wells Fargo Bank, National Association 1.950% 10/18/2024	10/25/2019 10/29/2019	\$225,000.00	\$224,437.50	\$224,437.50	2.00%	0.216 0.213	\$99.29 \$223,400.25	(\$1,037.25)	0.26%	
856285SN2	State Bank of India 1.900% 01/22/2025	1/8/2020 1/22/2020	\$247,000.00	\$244,777.00	\$244,777.00	2.09%	0.479 0.470	\$98.48 \$243,250.54	(\$1,526.46)	0.29%	
87165E2M8	Synchrony Bank 1.250% 04/24/2025	4/20/2020 4/24/2020	\$248,000.00	\$246,326.00	\$246,326.00	1.39%	0.732 0.713	\$97.35 \$241,428.00	(\$4,898.00)	0.28%	
44329ME33	HSBC Bank USA, National Association 1.300% 05/07/2025	4/24/2020 5/7/2020	\$248,000.00	\$247,132.00	\$247,132.00	1.37%	0.767 0.747	\$97.26 \$241,199.84	(\$5,932.16)	0.28%	
02589ABQ4	American Express National Bank 2.000% 03/09/2027	3/2/2022 3/9/2022	\$247,000.00	\$245,765.00	\$245,765.00	2.11%	2.605 2.472	\$93.99 \$232,155.30	(\$13,609.70)	0.27%	
89235MPB1	Toyota Financial Savings Bank 3.600% 09/09/2027	8/30/2022 9/9/2022	\$245,000.00	\$244,142.50	\$244,142.50	3.68%	3.110 2.860	\$97.60 \$239,129.80	(\$5,012.70)	0.28%	
732329BD8	Ponce Bank 3.500% 09/15/2027	8/30/2022 9/15/2022	\$249,000.00	\$248,626.50	\$248,626.50	3.53%	3.126 2.891	\$97.33 \$242,341.74	(\$6,284.76)	0.28%	
07371DR58	Beal Bank USA 4.650% 05/30/2029	5/23/2024 6/5/2024	\$244,000.00	\$242,963.00	\$242,963.00	4.75%	4.833 4.262	\$101.76 \$248,289.52	\$5,326.52	0.29%	
90355GPQ3	UBS Bank USA 4.350% 07/17/2029	7/15/2024 7/17/2024	\$249,000.00	\$247,941.75	\$247,941.75	4.44%	4.964 4.368	\$100.47 \$250,170.30	\$2,228.55	0.29%	
795451DM2	Sallie Mae Bank 4.300% 07/24/2029	7/18/2024 7/25/2024	\$244,000.00	\$242,963.00 \$28.74	\$242,991.74	4.40%	4.984 4.435	\$100.21 \$244,507.52	\$1,544.52	0.29%	
SubTotal			\$2,695,000.00	\$2,683,359.62 \$28.74	\$2,683,388.36	2.90%		\$2,654,190.55	(\$29,169.07)	3.12%	
U.S. Treasury Bond											
9128283P3	UST 2.250% 12/31/2024	3/24/2022 3/25/2022	\$500,000.00	\$498,730.47	\$498,730.47	2.34%	0.419 0.411	\$98.83 \$494,145.00	(\$4,585.47)	0.58%	Aaa AA+
912828ZT0	UST 0.250% 05/31/2025	4/26/2021 4/27/2021	\$1,750,000.00	\$1,723,544.92	\$1,723,544.92	0.62%	0.833 0.835	\$96.23 \$1,684,074.00	(\$39,470.92)	1.98%	Aaa AA+
SubTotal			\$2,250,000.00	\$2,222,275.39	\$2,222,275.39	1.01%		\$2,178,219.00	(\$44,056.39)	2.56%	

POSITION STATEMENT

As of July 31, 2024



CUSIP	Security Description	Trade Date/ Settlement Date	Par Value	Principal Cost/ Purchased Interest	Total Cost	Yield at Cost	Maturity/ Duration	Market Price/ Market Value	Unrealized Gain/ (Loss)	% of Assets	Moody's/ S&P Rating
U.S. Treasury Note											
91282CDB4	UST 0.625% 10/15/2024	10/28/2021 10/29/2021	\$500,000.00	\$497,910.16	\$497,910.16	0.77%	0.208 0.205	\$99.04 \$495,205.00	(\$2,705.16)	0.58%	Aaa AA+
91282CFX4	UST 4.500% 11/30/2024	12/19/2022 12/20/2022	\$500,000.00	\$502,265.63	\$502,265.63	4.25%	0.334 0.328	\$99.76 \$498,785.00	(\$3,480.63)	0.59%	Aaa AA+
9128283Z1	UST 2.750% 02/28/2025	10/25/2022 10/26/2022	\$560,000.00	\$539,175.00	\$539,175.00	4.44%	0.581 0.562	\$98.69 \$552,641.60	\$13,466.60	0.65%	Aaa AA+
91282CAM3	UST 0.250% 09/30/2025	10/14/2021 10/15/2021	\$465,000.00	\$453,938.09	\$453,938.09	0.86%	1.167 1.140	\$94.97 \$441,624.45	(\$12,313.64)	0.52%	Aaa AA+
91282CAT8	UST 0.250% 10/31/2025	10/27/2021 10/28/2021	\$750,000.00	\$728,056.64	\$728,056.64	1.00%	1.252 1.223	\$94.68 \$710,130.00	(\$17,926.64)	0.83%	Aaa AA+
91282CAZ4	UST 0.375% 11/30/2025	10/28/2021 10/29/2021	\$750,000.00	\$729,462.89	\$729,462.89	1.06%	1.334 1.302	\$94.54 \$709,012.50	(\$20,450.39)	0.83%	Aaa AA+
91282CBC4	UST 0.375% 12/31/2025	10/28/2021 10/29/2021	\$750,000.00	\$728,613.28	\$728,613.28	1.08%	1.419 1.385	\$94.27 \$707,025.00	(\$21,588.28)	0.83%	Aaa AA+
91282CBH3	UST 0.375% 01/31/2026	4/26/2021 4/27/2021	\$1,250,000.00	\$1,225,048.83	\$1,225,048.83	0.80%	1.504 1.466	\$93.97 \$1,174,662.50	(\$50,386.33)	1.38%	Aaa AA+
91282CBQ3	UST 0.500% 02/28/2026	10/28/2021 10/29/2021	\$750,000.00	\$730,751.95	\$730,751.95	1.11%	1.581 1.539	\$93.90 \$704,265.00	(\$26,486.95)	0.83%	Aaa AA+
91282CBT7	UST 0.750% 03/31/2026	4/26/2021 4/27/2021	\$1,250,000.00	\$1,245,654.30	\$1,245,654.30	0.82%	1.666 1.618	\$94.04 \$1,175,537.50	(\$70,116.80)	1.38%	Aaa AA+
91282CCJ8	UST 0.875% 06/30/2026	10/22/2021 10/25/2021	\$500,000.00	\$493,027.34	\$493,027.34	1.18%	1.915 1.861	\$93.61 \$468,045.00	(\$24,982.34)	0.55%	Aaa AA+
91282CCW9	UST 0.750% 08/31/2026	8/26/2021 8/31/2021	\$500,000.00	\$497,734.38	\$497,734.38	0.84%	2.085 2.021	\$92.89 \$464,455.00	(\$33,279.38)	0.55%	Aaa AA+
91282CCZ2	UST 0.875% 09/30/2026	9/29/2021 9/30/2021	\$500,000.00	\$496,699.22	\$496,699.22	1.01%	2.167 2.099	\$92.97 \$464,845.00	(\$31,854.22)	0.55%	Aaa AA+
912828U24	UST 2.000% 11/15/2026	7/13/2022 7/14/2022	\$795,000.00	\$760,467.19	\$760,467.19	3.08%	2.293 2.195	\$95.02 \$755,377.20	(\$5,089.99)	0.89%	Aaa AA+
912828U24	UST 2.000% 11/15/2026	3/27/2024 3/28/2024	\$300,000.00	\$281,929.69	\$281,929.69	4.45%	2.293 2.195	\$95.02 \$285,048.00	\$3,118.31	0.33%	Aaa AA+
91282CJP7	UST 4.375% 12/15/2026	3/27/2024 3/28/2024	\$1,000,000.00	\$998,632.81	\$998,632.81	4.43%	2.375 2.222	\$100.20 \$1,001,950.00	\$3,317.19	1.18%	Aaa AA+
912828Z78	UST 1.500% 01/31/2027	5/9/2022 5/10/2022	\$245,000.00	\$229,017.58	\$229,017.58	2.99%	2.504 2.395	\$93.54 \$229,180.35	\$162.77	0.27%	Aaa AA+

POSITION STATEMENT

As of July 31, 2024



CUSIP	Security Description	Trade Date/ Settlement Date	Par Value	Principal Cost/ Purchased Interest	Total Cost	Yield at Cost	Maturity/ Duration	Market Price/ Market Value	Unrealized Gain/ (Loss)	% of Assets	Moody's/ S&P Rating
91282Z78	UST 1.500% 01/31/2027	6/29/2023 6/30/2023	\$575,000.00	\$520,734.38	\$520,734.38	4.37%	2.504 2.395	\$93.54 \$537,872.25	\$17,137.87	0.63%	Aaa AA+
91282CEF4	UST 2.500% 03/31/2027	5/31/2022 5/31/2022	\$455,000.00	\$447,979.49	\$447,979.49	2.84%	2.666 2.518	\$95.76 \$435,698.90	(\$12,280.59)	0.51%	Aaa AA+
91282CEF4	UST 2.500% 03/31/2027	6/29/2023 6/30/2023	\$500,000.00	\$468,535.16	\$468,535.16	4.33%	2.666 2.518	\$95.76 \$478,790.00	\$10,254.84	0.56%	Aaa AA+
91282CEF4	UST 2.500% 03/31/2027	3/27/2024 3/28/2024	\$150,000.00	\$142,218.75	\$142,218.75	4.36%	2.666 2.518	\$95.76 \$143,637.00	\$1,418.25	0.17%	Aaa AA+
91282CEN7	UST 2.750% 04/30/2027	4/28/2022 5/2/2022	\$245,000.00	\$243,325.20	\$243,325.20	2.90%	2.748 2.590	\$96.24 \$235,792.90	(\$7,532.30)	0.28%	Aaa AA+
91282CEN7	UST 2.750% 04/30/2027	3/9/2023 3/10/2023	\$525,000.00	\$491,777.34	\$491,777.34	4.44%	2.748 2.590	\$96.24 \$505,270.50	\$13,493.16	0.59%	Aaa AA+
91282CEN7	UST 2.750% 04/30/2027	3/27/2024 3/28/2024	\$250,000.00	\$238,447.27	\$238,447.27	4.36%	2.748 2.590	\$96.24 \$240,605.00	\$2,157.73	0.28%	Aaa AA+
91282X88	UST 2.375% 05/15/2027	7/25/2022 7/26/2022	\$960,000.00	\$936,937.50	\$936,937.50	2.91%	2.789 2.643	\$95.20 \$913,948.80	(\$22,988.70)	1.07%	Aaa AA+
91282CET4	UST 2.625% 05/31/2027	5/27/2022 5/31/2022	\$810,000.00	\$807,247.27	\$807,247.27	2.70%	2.833 2.677	\$95.83 \$776,239.20	(\$31,008.07)	0.91%	Aaa AA+
91282CEW7	UST 3.250% 06/30/2027	8/30/2022 8/31/2022	\$266,000.00	\$265,210.31	\$265,210.31	3.32%	2.915 2.737	\$97.50 \$259,350.00	(\$5,860.31)	0.30%	Aaa AA+
91282CEW7	UST 3.250% 06/30/2027	3/9/2023 3/10/2023	\$750,000.00	\$716,074.22	\$716,074.22	4.41%	2.915 2.737	\$97.50 \$731,250.00	\$15,175.78	0.86%	Aaa AA+
91282CFB2	UST 2.750% 07/31/2027	9/15/2022 9/16/2022	\$1,000,000.00	\$959,140.63	\$959,140.63	3.67%	3.000 2.797	\$96.00 \$960,000.00	\$859.37	1.13%	Aaa AA+
9128282R0	UST 2.250% 08/15/2027	1/19/2023 1/20/2023	\$770,000.00	\$729,003.52	\$729,003.52	3.52%	3.041 2.860	\$94.54 \$727,919.50	(\$1,084.02)	0.85%	Aaa AA+
9128282R0	UST 2.250% 08/15/2027	3/9/2023 3/10/2023	\$300,000.00	\$274,523.44	\$274,523.44	4.38%	3.041 2.860	\$94.54 \$283,605.00	\$9,081.56	0.33%	Aaa AA+
91282CFH9	UST 3.125% 08/31/2027	10/25/2022 10/26/2022	\$600,000.00	\$571,195.31	\$571,195.31	4.23%	3.085 2.862	\$97.00 \$581,976.00	\$10,780.69	0.68%	Aaa AA+
91282CFH9	UST 3.125% 08/31/2027	3/9/2023 3/10/2023	\$350,000.00	\$332,390.63	\$332,390.63	4.38%	3.085 2.862	\$97.00 \$339,486.00	\$7,095.37	0.40%	Aaa AA+
91282CFU0	UST 4.125% 10/31/2027	3/9/2023 3/10/2023	\$250,000.00	\$247,519.53	\$247,519.53	4.36%	3.252 2.983	\$99.93 \$249,835.00	\$2,315.47	0.29%	Aaa AA+
91282CFU0	UST 4.125% 10/31/2027	3/6/2023 3/7/2023	\$250,000.00	\$247,714.84	\$247,714.84	4.34%	3.252 2.983	\$99.93 \$249,835.00	\$2,120.16	0.29%	Aaa AA+

Cleveland Public Library Operating Account

POSITION STATEMENT

As of July 31, 2024



CUSIP	Security Description	Trade Date/ Settlement Date	Par Value	Principal Cost/ Purchased Interest	Total Cost	Yield at Cost	Maturity/ Duration	Market Price/ Market Value	Unrealized Gain/ (Loss)	% of Assets	Moody's/ S&P Rating
91282CFU0	UST 4.125% 10/31/2027	9/21/2023 9/22/2023	\$500,000.00	\$488,808.59	\$488,808.59	4.73%	3.252 2.983	\$99.93 \$499,670.00	\$10,861.41	0.59%	Aaa AA+
91282CGC9	UST 3.875% 12/31/2027	11/9/2023 11/10/2023	\$300,000.00	\$290,871.09	\$290,871.09	4.69%	3.419 3.157	\$99.20 \$297,597.00	\$6,725.91	0.35%	Aaa AA+
91282CGC9	UST 3.875% 12/31/2027	12/7/2023 12/8/2023	\$750,000.00	\$740,595.70	\$740,595.70	4.21%	3.419 3.157	\$99.20 \$743,992.50	\$3,396.80	0.87%	Aaa AA+
91282CGP0	UST 4.000% 02/29/2028	2/23/2023 3/1/2023	\$575,000.00	\$570,530.27	\$570,530.27	4.17%	3.584 3.249	\$99.60 \$572,711.50	\$2,181.23	0.67%	Aaa AA+
91282CGP0	UST 4.000% 02/29/2028	3/9/2023 3/10/2023	\$150,000.00	\$148,125.00	\$148,125.00	4.28%	3.584 3.249	\$99.60 \$149,403.00	\$1,278.00	0.18%	Aaa AA+
91282CGP0	UST 4.000% 02/29/2028	9/21/2023 9/22/2023	\$250,000.00	\$243,271.48	\$243,271.48	4.68%	3.584 3.249	\$99.60 \$249,005.00	\$5,733.52	0.29%	Aaa AA+
91282CHE4	UST 3.625% 05/31/2028	3/27/2024 3/28/2024	\$1,130,000.00	\$1,103,250.78	\$1,103,250.78	4.25%	3.836 3.516	\$98.33 \$1,111,106.40	\$7,855.62	1.30%	Aaa AA+
91282CHK0	UST 4.000% 06/30/2028	7/6/2023 7/7/2023	\$1,000,000.00	\$982,109.38	\$982,109.38	4.40%	3.918 3.576	\$99.66 \$996,560.00	\$14,450.62	1.17%	Aaa AA+
91282CHQ7	UST 4.125% 07/31/2028	8/25/2023 8/28/2023	\$870,000.00	\$857,935.55	\$857,935.55	4.44%	4.003 3.579	\$100.12 \$871,052.70	\$13,117.15	1.02%	Aaa AA+
91282CHQ7	UST 4.125% 07/31/2028	3/27/2024 3/28/2024	\$250,000.00	\$248,906.25	\$248,906.25	4.24%	4.003 3.579	\$100.12 \$250,302.50	\$1,396.25	0.29%	Aaa AA+
91282CJN2	UST 4.375% 11/30/2028	4/10/2024 4/11/2024	\$500,000.00	\$494,628.91	\$494,628.91	4.63%	4.337 3.888	\$101.20 \$506,015.00	\$11,386.09	0.59%	Aaa AA+
91282CJW2	UST 4.000% 01/31/2029	1/26/2024 1/31/2024	\$1,135,000.00	\$1,134,246.29	\$1,134,246.29	4.01%	4.507 4.000	\$99.74 \$1,132,071.70	(\$2,174.59)	1.33%	Aaa AA+
91282CKT7	UST 4.500% 05/31/2029	5/29/2024 5/31/2024	\$905,000.00	\$901,429.49	\$901,429.49	4.59%	4.836 4.281	\$101.98 \$922,955.20	\$21,525.71	1.08%	Aaa AA+
SubTotal			\$28,686,000.00	\$27,983,068.55	\$27,983,068.55	3.21%		\$27,791,342.65	(\$191,725.90)	32.63%	
Grand Total			\$87,174,046.78	\$85,850,325.61 \$5,194.22	\$85,855,519.83	3.21%		\$85,181,638.03	(\$668,687.58)	100.00%	

TRANSACTION STATEMENT

As of July 31, 2024



Transaction Type	Trade Date	Settlement Date	CUSIP	Security Description	Par Value	Principal Amount	Purchased Interest	Total Cost	Yield at Cost
Purchase									
Purchase	7/15/2024	7/17/2024	90355GPQ3	UBS Bank USA 4.350% 07/17/2029	249,000.00	247,941.75		247,941.75	4.44%
Purchase	7/18/2024	7/19/2024	3133ERKX8	FFCB 4.250% 07/12/2029	800,000.00	804,440.00	661.11	805,101.11	4.13%
Purchase	7/18/2024	7/25/2024	795451DM2	Sallie Mae Bank 4.300% 07/24/2029	244,000.00	242,963.00	28.74	242,991.74	4.40%
Total					1,293,000.00	1,295,344.75	689.85	1,296,034.60	

Transaction Type	Trade Date	Settlement Date	CUSIP	Security Description	Par Value	Principal Cost	Total Proceeds	Realized Gain/Loss
Maturity								
Maturity	7/15/2024	7/15/2024	91282CCL3	UST 0.375% 07/15/2024	500,000.00	469,277.34	500,000.00	30,722.66
Maturity	7/31/2024	7/31/2024	91282CFA4	UST 3.000% 07/31/2024	750,000.00	738,017.58	750,000.00	11,982.42
Total					1,250,000.00	1,207,294.92	1,250,000.00	42,705.08

Transaction Type	Payment Date	Settlement Date	CUSIP	Security Description	Interest Received
Interest/Dividends					
Interest/Dividends	7/1/2024	7/1/2024	91282CHK0	UST 4.000% 06/30/2028	20,000.00
Interest/Dividends	7/1/2024	7/1/2024	91282CGC9	UST 3.875% 12/31/2027	20,343.75
Interest/Dividends	7/1/2024	7/1/2024	91282CEW7	UST 3.250% 06/30/2027	16,510.00
Interest/Dividends	7/1/2024	7/1/2024	9128283P3	UST 2.250% 12/31/2024	5,625.00
Interest/Dividends	7/1/2024	7/1/2024	91282CCJ8	UST 0.875% 06/30/2026	2,187.50
Interest/Dividends	7/1/2024	7/1/2024	91282CBC4	UST 0.375% 12/31/2025	1,406.25

TRANSACTION STATEMENT

As of July 31, 2024



Transaction Type	Payment Date	Settlement Date	CUSIP	Security Description	Interest Received
Interest/Dividends	7/1/2024	7/1/2024	15118RRH2	Celtic Bank Corporation 1.850% 08/30/2024	391.24
Interest/Dividends	7/1/2024	7/1/2024	31846V567	First American Funds, Inc.	2,759.02
Interest/Dividends	7/8/2024	7/8/2024	3130AJSQ3	FHLB 1.020% 07/06/2027	4,335.00
Interest/Dividends	7/8/2024	7/8/2024	3133EN5N6	FFCB 4.000% 01/06/2028	6,800.00
Interest/Dividends	7/15/2024	7/15/2024	91282CCL3	UST 0.375% 07/15/2024	937.50
Interest/Dividends	7/15/2024	7/15/2024	732329BD8	Ponce Bank 3.500% 09/15/2027	716.30
Interest/Dividends	7/18/2024	7/18/2024	949763M78	Wells Fargo Bank, National Association 1.950% 10/18/2024	360.62
Interest/Dividends	7/22/2024	7/22/2024	3133ELY32	FFCB 0.550% 07/22/2026	2,337.50
Interest/Dividends	7/22/2024	7/22/2024	856285SN2	State Bank of India 1.900% 01/22/2025	2,340.07
Interest/Dividends	7/29/2024	7/29/2024	3130ANAV2	FHLB 0.550% 01/28/2025	1,045.00
Interest/Dividends	7/29/2024	7/29/2024	3134GV7E2	FMCC 0.500% 01/27/2025	1,250.00
Interest/Dividends	7/30/2024	7/30/2024	15118RRH2	Celtic Bank Corporation 1.850% 08/30/2024	378.62
Interest/Dividends	7/31/2024	7/31/2024	91282CBH3	UST 0.375% 01/31/2026	2,343.75
Interest/Dividends	7/31/2024	7/31/2024	912828Z78	UST 1.500% 01/31/2027	6,150.00
Interest/Dividends	7/31/2024	7/31/2024	91282CFA4	UST 3.000% 07/31/2024	11,250.00
Interest/Dividends	7/31/2024	7/31/2024	91282CFB2	UST 2.750% 07/31/2027	13,750.00
Interest/Dividends	7/31/2024	7/31/2024	91282CHQ7	UST 4.125% 07/31/2028	23,100.00
Interest/Dividends	7/31/2024	7/31/2024	91282CJW2	UST 4.000% 01/31/2029	22,700.00
Total					169,017.12

TRANSACTION STATEMENT

As of July 31, 2024



Transaction Type	Trade Date	Settlement Date	Transaction Description	Amount
Custodian Fee				
Custodian Fee	7/25/2024	7/25/2024	Cash Out	(638.44)
Total				(638.44)

STATEMENT DISCLOSURE

As of July 31, 2024



Meeder provides monthly statements for its investment management clients to provide information about the investment portfolio. The information should not be used for audit or confirmation purposes. Please review your custodial statements and report any inaccuracies or discrepancies.

Certain information and data has been supplied by unaffiliated third parties. Although Meeder believes the information is reliable, it cannot warrant the accuracy of information offered by third parties. Market value may reflect prices received from pricing vendors when current market quotations are not available. Prices may not reflect firm bids or offers and may differ from the value at which the security can be sold.

Statements may include positions from unmanaged accounts provided for reporting purposes. Unmanaged accounts are managed directly by the client and are not included in the accounts managed by the investment adviser. This information is provided as a client convenience and the investment adviser assumes no responsibility for performance of these accounts or the accuracy of the data reported.

Investing involves risk. Past performance is no guarantee of future results. Debt and fixed income securities are subject to credit and interest rate risk. The investment return and principal value of an investment will fluctuate so that an investors shares, when redeemed, may be worth more or less than their original cost. Current performance may be lower or higher than the performance data quoted.

Meeder Investment Management is the global brand for the Meeder group of affiliated companies. Investment advisory services are provided through Meeder Public Funds, Inc. Please contact us if you would like to receive a copy of our current ADV disclosure brochure or privacy policy.



Cleveland Public Library 2019B Taxable Bond Proceeds

Monthly Investment Report
July 31, 2024

Your Investment Representative:

Jim McCourt

(614) 923-1151

jmccourt@meederinvestment.com

For questions about your account please contact your investment representative or contact publicfundsoperations@meederinvestment.com
Dublin, Ohio | Lansing, Michigan | Long Beach, California | Austin, Texas | 866-633-3371 | www.meederpublicfunds.com

PORTFOLIO SUMMARY

As of July 31, 2024

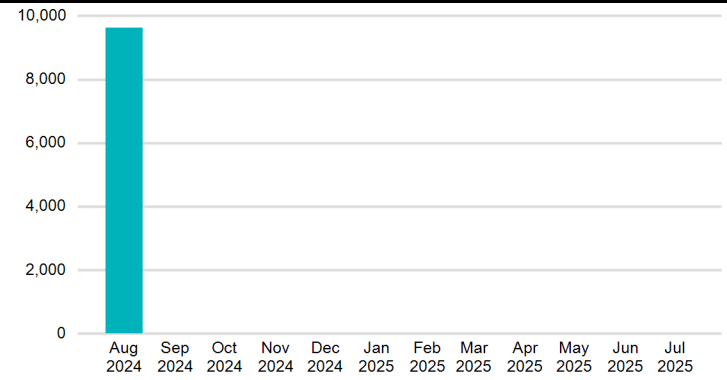
MONTHLY RECONCILIATION

Beginning Book Value	777,344.11
Contributions	
Withdrawals	
Prior Month Custodian Fees	(6.47)
Realized Gains/Losses	
Gross Interest Earnings	26.25
Ending Book Value	777,363.89

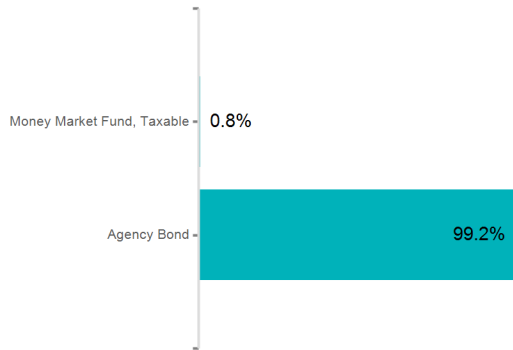
PORTFOLIO CHARACTERISTICS

Portfolio Yield to Maturity	1.63%
Portfolio Effective Duration	0.04 yrs
Weighted Average Maturity	0.04 yrs

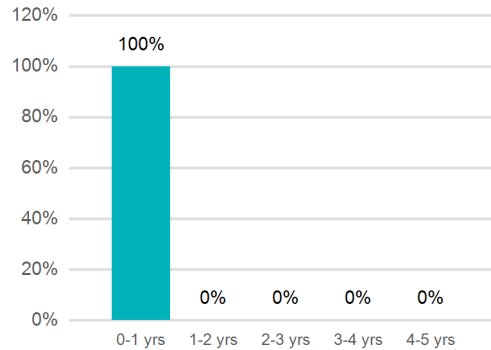
PROJECTED MONTHLY INCOME SCHEDULE




SECTOR ALLOCATION



MATURITY DISTRIBUTION



CREDIT QUALITY



PROJECTED INCOME SCHEDULE

As of July 31, 2024



CUSIP	SECURITY DESCRIPTION	Aug 2024	Sep 2024	Oct 2024	Nov 2024	Dec 2024	Jan 2025	Feb 2025	Mar 2025	Apr 2025	May 2025	Jun 2025	Jul 2025
3130AGWK7	FHLB 1.500% 08/15/2024	9,626											
TOTAL		9,626											

POSITION STATEMENT

As of July 31, 2024



CUSIP	Security Description	Trade Date/ Settlement Date	Par Value	Principal Cost/ Purchased Interest	Total Cost	Yield at Cost	Maturity/ Duration	Market Price/ Market Value	Unrealized Gain/ (Loss)	% of Assets	Moody's/ S&P Rating
Cash and Cash Equivalents											
31846V567	First American Funds, Inc.	7/31/2024 7/31/2024	\$6,176.89	\$6,176.89	\$6,176.89	5.19%	0.003 0.003	\$1.00 \$6,176.89	\$0.00	0.25%	AAAm
STAROHIO	STAR Ohio XX702	7/31/2024 7/31/2024	\$1,699,910.82	\$1,699,910.82	\$1,699,910.82	5.44%	0.003 0.003	\$1.00 \$1,699,910.82	\$0.00	68.55%	AAAm
SubTotal			\$1,706,087.71	\$1,706,087.71	\$1,706,087.71	5.44%		\$1,706,087.71	\$0.00	68.80%	
Agency Bond											
3130AGWK7	FHLB 1.500% 08/15/2024	9/26/2019 9/27/2019	\$775,000.00	\$771,187.00	\$771,187.00	1.61%	0.041 0.043	\$99.82 \$773,620.50	\$2,433.50	31.20%	Aaa AA+
SubTotal			\$775,000.00	\$771,187.00	\$771,187.00	1.61%		\$773,620.50	\$2,433.50	31.20%	
Grand Total			\$2,481,087.71	\$2,477,274.71	\$2,477,274.71	4.24%		\$2,479,708.21	\$2,433.50	100.00%	

TRANSACTION STATEMENT

As of July 31, 2024



Transaction Type	Payment Date	Settlement Date	CUSIP	Security Description	Interest Received
Interest/Dividends					
Interest/Dividends	7/1/2024	7/1/2024	31846V567	First American Funds, Inc.	26.25
Total					26.25

Transaction Type	Trade Date	Settlement Date	Transaction Description	Amount
Custodian Fee				
Custodian Fee	7/25/2024	7/25/2024	Cash Out	(6.47)
Total				(6.47)

STATEMENT DISCLOSURE

As of July 31, 2024



Meeder provides monthly statements for its investment management clients to provide information about the investment portfolio. The information should not be used for audit or confirmation purposes. Please review your custodial statements and report any inaccuracies or discrepancies.

Certain information and data has been supplied by unaffiliated third parties. Although Meeder believes the information is reliable, it cannot warrant the accuracy of information offered by third parties. Market value may reflect prices received from pricing vendors when current market quotations are not available. Prices may not reflect firm bids or offers and may differ from the value at which the security can be sold.

Statements may include positions from unmanaged accounts provided for reporting purposes. Unmanaged accounts are managed directly by the client and are not included in the accounts managed by the investment adviser. This information is provided as a client convenience and the investment adviser assumes no responsibility for performance of these accounts or the accuracy of the data reported.

Investing involves risk. Past performance is no guarantee of future results. Debt and fixed income securities are subject to credit and interest rate risk. The investment return and principal value of an investment will fluctuate so that an investors shares, when redeemed, may be worth more or less than their original cost. Current performance may be lower or higher than the performance data quoted.

Meeder Investment Management is the global brand for the Meeder group of affiliated companies. Investment advisory services are provided through Meeder Public Funds, Inc. Please contact us if you would like to receive a copy of our current ADV disclosure brochure or privacy policy.