

**CLEVELAND PUBLIC LIBRARY  
MONTHLY ACTIVITY REPORT FOR OCTOBER 2008**

CIRCULATION ACTIVITY	Monthly Total		Average Daily		Year-to-Date		YTD
	2008	2007	2008	2007	2008	2007	Gain/Loss
Main Library	167,414	158,822	5,773	5,477	1,614,774	1,442,273	12.0%
Branches & Mobile Units	357,470	350,278	13,240	12,973	3,426,528	3,116,410	10.0%
Library for the Blind	39,070	48,090	1,699	2,091	418,678	452,671	-7.5%
<b>TOTAL CIRCULATION</b>	<b>563,954</b>	<b>557,190</b>			<b>5,459,980</b>	<b>5,011,354</b>	<b>9.0%</b>

REFERENCE TRANSACTIONS	Reference		Average Daily		Year-to-Date		YTD
	2008	2007	2008	2007	2008	2007	Gain/Loss
Main Library	42,190	45,869	1,455	1,582	376,182	421,002	-10.6%
Branches & Mobile Unit	53,334	53,305	1,975	1,974	501,074	510,867	-1.9%
Library for the Blind	1,432	1,868	62	81	16,049	13,827	16.1%
<b>TOTAL QUESTIONS</b>	<b>96,956</b>	<b>101,042</b>			<b>893,305</b>	<b>945,696</b>	<b>-5.5%</b>

COMPUTER USAGE	Number of Computers	Number of Sessions	Total Hours In Use	Avg Session in Minutes
Main Library	67	15,368	12,123	47.33
Branches	211	74,767	37,118	29.79
<b>TOTAL USAGE</b>	<b>278</b>	<b>90,135</b>	<b>49,241</b>	

Sessions less than 5 minutes excluded. Hours in use does not include grace periods computers are held for patrons.

WALK-IN COUNT	Monthly Total		Average Daily		Year-to-Date		YTD
	2008	2007	2008	2007	2008	2007	Gain/Loss
Main Library	65,751	63,865	2,267	2,202	605,603	594,946	1.8%
Branches	307,218	304,892	11,378	11,292	2,892,726	2,744,047	5.4%
Mobile Unit	1,064	811			8,210	8,252	-0.5%
<b>TOTAL VISITS</b>	<b>374,033</b>	<b>369,568</b>			<b>3,506,539</b>	<b>3,347,245</b>	<b>4.8%</b>

1) Lorain Branch closed 9/23/08 for roof repairs expected to take 6-8 weeks; Mobile Unit on site Thursdays 5:30-8:00PM and Saturdays 10:00-5:30PM until work is completed. 2) Rice Branch closed 10/23/08 until further notice due to ceiling problems.

**REPORT H**

**CLEVELAND PUBLIC LIBRARY  
BRANCH AND MOBILE UNIT DIRECT & TOTAL CIRCULATION FOR OCTOBER 2008**

	a	b	c	d	e	f	g	h
<b>BRANCH</b>	<b>Branch Circulation</b>	<b>Sent from Other Branches</b>	<b>Sent from Main</b>	<b>Sent from Other CLEVNET Systems</b>	<b>Manual Circulation</b>	<b>Total Direct Circulation (a+b+c+d+e)</b>	<b>Sent to Other CLEVNET Systems</b>	<b>Total Circulation (f+g)</b>
Addison	13,064	1,039	718	1,214	0	16,035	1,230	17,265
Broadway	3,768	114	73	95	7	4,057	259	4,316
Brooklyn	6,841	424	291	514	0	8,070	749	8,819
Carnegie West	8,719	900	968	1,102	0	11,689	890	12,579
Collinwood	10,283	609	369	827		12,088	1,167	13,255
East 131st	4,661	247	159	326	0	5,393	486	5,879
Eastman	14,319	1,511	1,226	1,885	0	18,941	962	19,903
Fleet	9,925	719	698	962	0	12,304	772	13,076
Fulton	7,723	638	537	762	0	9,660	798	10,458
Garden Valley	4,634	182	118	155	0	5,089	506	5,595
Glenville	7,002	700	403	959	72	9,136	433	9,569
Harvard-Lee	8,005	656	490	926	0	10,077	755	10,832
Hough	5,663	567	425	784	0	7,439	393	7,832
Jefferson	10,336	823	739	1,062	200	13,160	780	13,940
Langston Hughes	5,580	457	210	505	20	6,772	566	7,338
Lorain	13	91	95	159	0	358	127	485
Martin Luther King, Jr.	6,344	410	785	972	174	8,685	831	9,516
Memorial-Nottingham	14,000	817	1,209	1,793	449	18,268	1,725	19,993
Mt. Pleasant	7,280	525	273	547	0	8,625	618	9,243
Rice	5,619	418	238	452	0	6,727	941	7,668
Rockport	17,469	1,281	1,087	1,963	0	21,800	1,949	23,749
South	8,905	434	228	398	0	9,965	955	10,920
South Brooklyn	18,422	1,101	1,415	2,383	0	23,321	2,076	25,397
Sterling	6,068	558	298	554	0	7,478	491	7,969
Union	7,266	891	365	849	12	9,383	586	9,969
Walz	14,489	1,057	1,196	1,338	0	18,080	1,356	19,436
West Park	21,941	1,502	2,231	2,997	132	28,803	2,889	31,692
Woodland	10,578	742	349	793	0	12,462	877	13,339
<b>BRANCH TOTAL</b>	<b>258,917</b>	<b>19,413</b>	<b>17,193</b>	<b>27,276</b>	<b>1,066</b>	<b>323,865</b>	<b>26,167</b>	<b>350,032</b>
<b>Mobile Units</b>	<b>5,251</b>	<b>244</b>	<b>421</b>	<b>447</b>	<b>948</b>	<b>7,311</b>	<b>127</b>	<b>7,438</b>
<b>TOTAL</b>	<b>264,168</b>	<b>19,657</b>	<b>17,614</b>	<b>27,723</b>	<b>2,014</b>	<b>331,176</b>	<b>26,294</b>	<b>357,470</b>

**CLEVELAND PUBLIC LIBRARY  
BRANCH AND MOBILE UNIT TOTAL CIRCULATION COMPARATIVE FOR OCTOBER 2008**

BRANCH	Monthly Total		Year-to-Date		YTD	YTD
	2008	2007	2008	2007	Gain/Loss	%G/L
Addison	17,265	16,304	157,693	138,505	19,188	13.9%
Broadway	4,316	3,844	40,205	30,445	9,760	32.1%
Brooklyn	8,819	9,426	92,223	89,069	3,154	3.5%
Carnegie West	12,579	13,158	118,683	113,942	4,741	4.2%
Collinwood	13,255	12,611	126,848	98,839	28,009	28.3%
East 131st	5,879	5,059	51,620	45,149	6,471	14.3%
Eastman	19,903	18,126	178,303	167,592	10,711	6.4%
Fleet	13,076	12,682	119,945	121,946	-2,001	-1.6%
Fulton	10,458	10,042	101,110	96,625	4,485	4.6%
Garden Valley	5,595	1,268	49,091	10,792	38,299	354.9%
Glenville	9,569	8,554	88,758	71,242	17,516	24.6%
Harvard-Lee	10,832	10,928	103,804	90,526	13,278	14.7%
Hough	7,832	7,195	70,556	62,811	7,745	12.3%
Jefferson	13,940	10,871	119,147	95,068	24,079	25.3%
Langston Hughes	7,338	9,616	76,682	79,041	-2,359	-3.0%
Lorain	485	12,669	118,748	117,050	1,698	1.5%
Martin Luther King, Jr.	9,516	9,582	94,284	91,076	3,208	3.5%
Memorial-Nottingham	19,993	19,854	195,203	189,187	6,016	3.2%
Mt. Pleasant	9,243	8,694	83,361	68,854	14,507	21.1%
Rice	7,668	9,529	90,944	83,168	7,776	9.3%
Rockport	23,749	25,669	228,396	224,931	3,465	1.5%
South	10,920	10,154	98,042	88,079	9,963	11.3%
South Brooklyn	25,397	25,385	249,338	236,478	12,860	5.4%
Sterling	7,969	6,397	61,804	61,078	726	1.2%
Union	9,969	8,706	81,509	74,280	7,229	9.7%
Walz	19,436	16,936	161,153	143,513	17,640	12.3%
West Park	31,692	30,356	296,374	282,822	13,552	4.8%
Woodland	13,339	10,038	110,322	92,761	17,561	18.9%
<b>BRANCH TOTAL</b>	<b>350,032</b>	<b>343,653</b>	<b>3,364,146</b>	<b>3,064,869</b>	<b>299,277</b>	<b>9.8%</b>
<b>Mobile Units</b>	<b>7,438</b>	<b>6,625</b>	<b>62,382</b>	<b>51,541</b>	<b>10,841</b>	<b>21.0%</b>
<b>TOTAL</b>	<b>357,470</b>	<b>350,278</b>	<b>3,426,528</b>	<b>3,116,410</b>	<b>310,118</b>	<b>10.0%</b>

**CLEVELAND PUBLIC LIBRARY  
BRANCH AND MOBILE UNIT ATTENDANCE OCTOBER 2008**

BRANCH	Monthly Total		Year-to-Date		YTD	YTD
	2008	2007	2008	2007	Gain/Loss	%G/L
Addison	11,888	10,609	114,399	105,399	9,000	8.5%
Broadway	2,552	911	19,893	12,027	7,866	65.4%
Brooklyn	4,695	6,556	53,183	61,085	-7,902	-12.9%
Carnegie West	22,537	15,451	165,622	141,587	24,035	17.0%
Collinwood	9,815	11,965	96,292	99,227	-2,935	-3.0%
East 131st	7,752	7,813	74,406	70,039	4,367	6.2%
Eastman	15,755	9,752	130,173	112,573	17,600	15.6%
Fleet	13,044	14,251	117,513	121,703	-4,190	-3.4%
Fulton	7,902	7,852	75,221	89,523	-14,302	-16.0%
Garden Valley	8,519	881	68,968	8,670	60,298	695.5%
Glenville	10,883	9,606	92,359	89,028	3,331	3.7%
Harvard-Lee	15,051	14,625	134,105	127,454	6,651	5.2%
Hough <sup>1</sup>	18,629	18,044	183,774	154,208	29,566	19.2%
Jefferson	10,270	11,239	96,372	97,851	-1,479	-1.5%
Langston Hughes	7,601	10,441	76,732	90,059	-13,327	-14.8%
Lorain <sup>2</sup>	0	12,566	95,310	105,769	-10,459	-9.9%
Martin Luther King, Jr.	7,981	9,805	78,652	89,362	-10,710	-12.0%
Memorial-Nottingham	10,688	11,057	104,941	106,481	-1,540	-1.4%
Mt. Pleasant	9,270	9,183	96,273	83,520	12,753	15.3%
Rice <sup>3</sup>	6,069	8,586	71,961	73,750	-1,789	-2.4%
Rockport	14,023	14,067	125,215	122,717	2,498	2.0%
South	11,529	11,541	99,704	97,169	2,535	2.6%
South Brooklyn	18,497	18,579	168,146	169,610	-1,464	-0.9%
Sterling	11,780	12,068	128,072	103,273	24,799	24.0%
Union	15,019	13,238	105,988	101,885	4,103	4.0%
Walz	12,937	10,536	103,374	97,587	5,787	5.9%
West Park	13,159	12,886	122,235	111,895	10,340	9.2%
Woodland	9,373	10,784	93,843	100,596	-6,753	-6.7%
<b>BRANCH TOTAL</b>	<b>307,218</b>	<b>304,892</b>	<b>2,892,726</b>	<b>2,744,047</b>	<b>148,679</b>	<b>5.4%</b>
<b>Mobile Unit</b>	<b>1,064</b>	<b>811</b>	<b>8,210</b>	<b>8,252</b>	<b>-42</b>	<b>-0.5%</b>
<b>TOTAL</b>	<b>308,282</b>	<b>305,703</b>	<b>2,900,936</b>	<b>2,752,299</b>	<b>148,637</b>	<b>5.4%</b>

<sup>1</sup> Hough Branch closed 3.5 hours 10/17/08 due to oil on electrical transformer.

<sup>2</sup> Lorain Branch closed for 6-8 weeks beginning 9/23/08 for emergency roof repair.

<sup>3</sup> Rice Branch closed 10/23/08 until further notice due to ceiling problem.

**CLEVELAND PUBLIC LIBRARY  
BRANCH RANKINGS OCTOBER 2008**

Branch	Total Circulation
1 <b>West Park</b>	31,692
2 <b>South Brooklyn</b>	25,397
3 <b>Rockport</b>	23,749
4 <b>Memorial-Nottingham</b>	19,993
5 <b>Eastman</b>	19,903
6 <b>Walz</b>	19,436
7 <b>Addison</b>	17,265
8 <b>Jefferson</b>	13,940
9 <b>Woodland</b>	13,339
10 <b>Collinwood</b>	13,255
11 <b>Fleet</b>	13,076
12 <b>Carnegie West</b>	12,579
13 <b>South</b>	10,920
14 <b>Harvard-Lee</b>	10,832
15 <b>Fulton</b>	10,458
16 <b>Union</b>	9,969
17 <b>Glenville</b>	9,569
18 <b>Martin Luther King, Jr.</b>	9,516
19 <b>Mt. Pleasant</b>	9,243
20 <b>Brooklyn</b>	8,819
21 <b>Sterling</b>	7,969
22 <b>Hough</b>	7,832
23 <b>Rice*</b>	7,668
24 <b>Langston Hughes</b>	7,338
25 <b>East 131st</b>	5,879
26 <b>Garden Valley</b>	5,595
27 <b>Broadway</b>	4,316
28 <b>Lorain*</b>	485
	<b>350,032</b>

\*See footnotes page 4.

Branch	Attendance
1 <b>Carnegie West</b>	22,537
2 <b>Hough</b>	18,629
3 <b>South Brooklyn</b>	18,497
4 <b>Eastman</b>	15,755
5 <b>Harvard-Lee</b>	15,051
6 <b>Union</b>	15,019
7 <b>Rockport</b>	14,023
8 <b>West Park</b>	13,159
9 <b>Fleet</b>	13,044
10 <b>Walz</b>	12,937
11 <b>Addison</b>	11,888
12 <b>Sterling</b>	11,780
13 <b>South</b>	11,529
14 <b>Glenville</b>	10,883
15 <b>Memorial-Nottingham</b>	10,688
16 <b>Jefferson</b>	10,270
17 <b>Collinwood</b>	9,815
18 <b>Woodland</b>	9,373
19 <b>Mt. Pleasant</b>	9,270
20 <b>Garden Valley</b>	8,519
21 <b>Martin Luther King, Jr.</b>	7,981
22 <b>Fulton</b>	7,902
23 <b>East 131st</b>	7,752
24 <b>Langston Hughes</b>	7,601
25 <b>Rice*</b>	6,069
26 <b>Brooklyn</b>	4,695
27 <b>Broadway</b>	2,552
28 <b>Lorain*</b>	0
	<b>307,218</b>

\*See footnotes page 4.

Branch	Population*
1 <b>Fleet</b>	33,842
2 <b>South Brooklyn</b>	32,393
3 <b>West Park</b>	27,835
4 <b>Rice</b>	26,130
5 <b>Eastman</b>	25,262
6 <b>Fulton</b>	22,366
7 <b>Memorial-Nottingham</b>	21,670
8 <b>Langston Hughes</b>	21,014
9 <b>Rockport</b>	20,531
10 <b>Glenville</b>	20,174
11 <b>Harvard-Lee</b>	20,116
12 <b>Collinwood</b>	19,630
13 <b>Addison</b>	19,282
14 <b>Walz</b>	18,101
15 <b>East 131st</b>	17,848
16 <b>Mt. Pleasant</b>	17,085
17 <b>Martin Luther King, Jr.</b>	15,262
18 <b>Lorain</b>	14,499
19 <b>Union</b>	12,684
20 <b>Carnegie West</b>	11,552
21 <b>Sterling</b>	9,255
22 <b>Hough</b>	7,747
23 <b>South</b>	7,679
24 <b>Woodland</b>	7,391
25 <b>Brooklyn</b>	6,345
26 <b>Jefferson</b>	3,957
27 <b>Garden Valley</b>	3,490
28 <b>Broadway</b>	1,922
	<b>465,062</b>

\*Prepared By: Northern Ohio Data and Information Service – NODIS, Maxine Goodman Levin College of Urban Affairs, Cleveland State University. Source: 2006 Estimates Standard Edition, GeoLytics, Inc.

**CLEVELAND PUBLIC LIBRARY  
MONTHLY ACTIVITY REPORT FOR OCTOBER 2008**

**OTHER TRANSACTIONS**

**Loans\* to:**

	Monthly Total		Year-to-Date		YTD
	2008	2007	2008	2007	Gain/Loss
<b>CLEVNET</b>	63,003	58,802	614,166	539,558	13.8%
<b>MORE</b>	1,560	1,378	13,185	12,270	7.5%
<b>Other Libraries</b>	554	718	6,928	6,933	-0.1%
<b>TOTAL</b>	65,117	60,898	634,279	558,761	13.5%

\*Totals included in Main Library and Branch circulation counts.

	Monthly Total		Year-to-Date		YTD
	2008	2007	2008	2007	Gain/Loss
<b>PHOTODUPLICATION</b>					
<b>Items copied</b>	214	268	2,017	2,213	-8.9%
<b>Prints</b>	4,429	5,126	33,319	36,179	-7.9%

	Monthly Total		Year-to-Date		YTD
	2008	2007	2008	2007	Gain/Loss
<b>ANALYSIS OF MAIN LIBRARY REFERENCE QUESTION LOAD</b>					
<b>Projected (Mon - Sat)</b>	28,957	33,534	267,153	320,816	-16.7%
<b>KnowItNow Web Reference*</b>	5,084	4,574	31,431	33,698	-6.7%
<b>Research Correspondence**</b>	1,182	369	13,695	3,818	258.7%
<b>Interlibrary Loan Requests</b>	5,717	6,256	56,331	53,494	5.3%
<b>Sunday Count</b>	1,250	1,136	7,572	9,176	-17.5%
<b>TOTAL</b>	42,190	45,869	376,182	421,002	-10.6%

\*Questions taken by CPL staff.

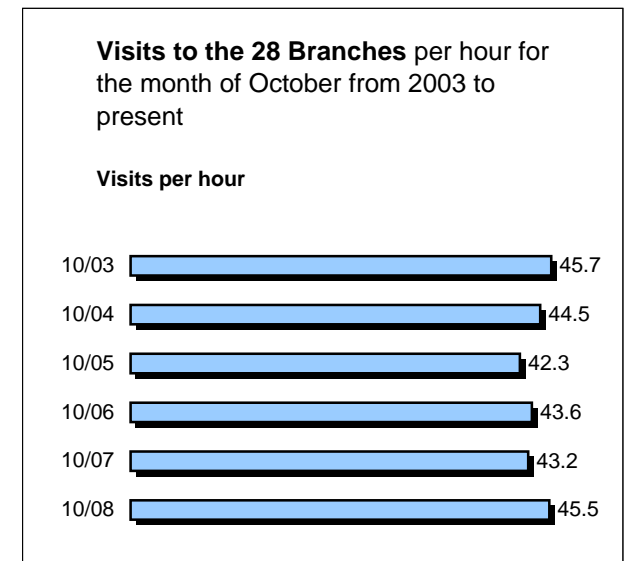
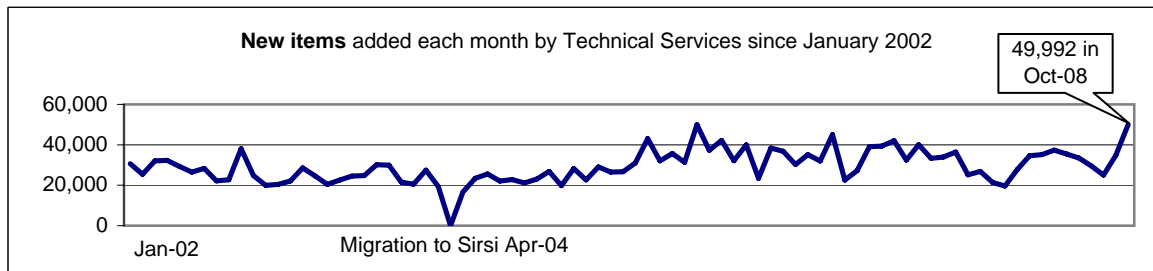
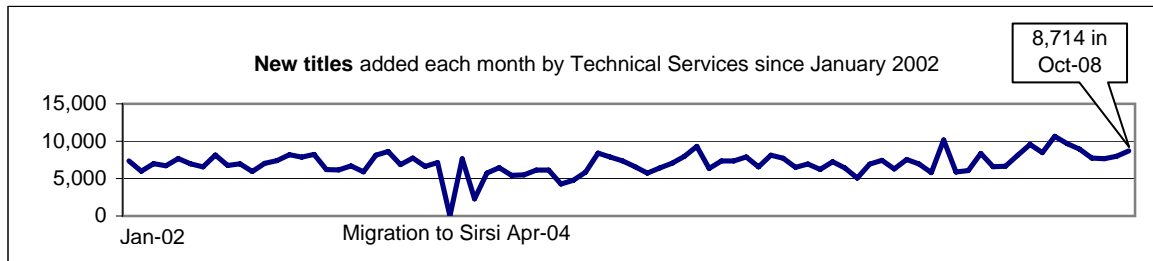
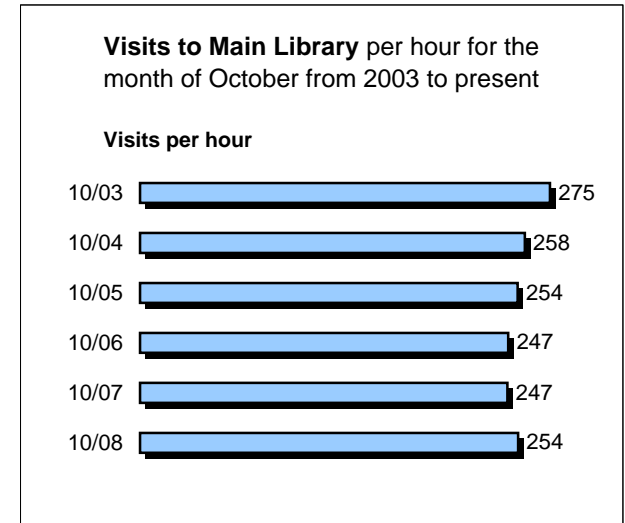
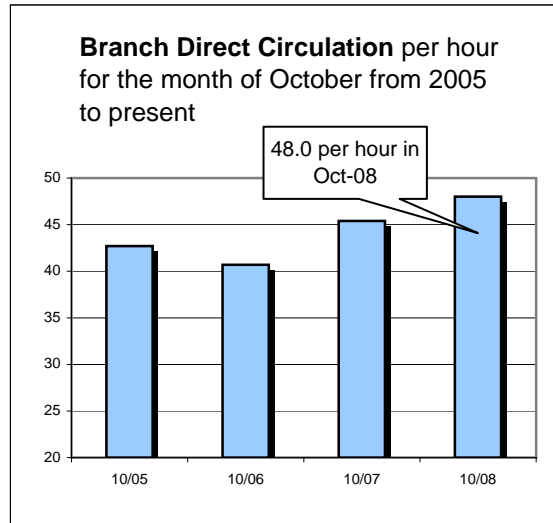
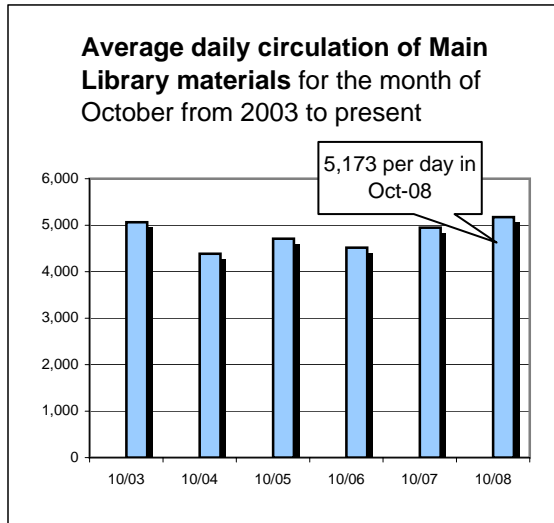
\*\*Research correspondence underreported prior to Nov-07 when reporting procedures were revised.

	Monthly Total		Year-to-Date		YTD
	2008	2007	2008	2007	Gain/Loss
<b>CHANGES IN PERMANENT COLLECTION</b>					
<b>New Titles Added</b>	8,714	8,363	87,524	71,501	22.4%
<b>Total Items Added</b>	49,992	26,835	343,327	348,771	-1.6%

	Monthly Total		Year-to-Date		YTD
	2008	2007	2008	2007	Gain/Loss
<b>PERMANENT CARDS ISSUED</b>	8,229	8,751	72,299	67,830	6.6%

<b>DAYS OPEN</b>	2008	2007
	<b>Main Library</b>	29.0
<b>Branches</b>	27.0	27.0

## CLEVELAND PUBLIC LIBRARY ANALYSIS OF OUTPUT MEASURES OCTOBER 2008



]

]