

CLEVELAND PUBLIC LIBRARY
Minutes of the Regular Board Meeting
April 21, 2011
Trustees Room Louis Stokes Wing
12:00 Noon

Present: Ms. Butts, Ms. Rodriguez, Mr. Hairston,
Mr. Parker, Mr. Werner (arrived, 12:07 p.m.),
Mr. Corrigan (arrived, 12:20 p.m.)

Absent: Mr. Seifullah

Ms. Rodriguez called the meeting to order at 12:04 p.m.

Approval of the Minutes

Ms. Butts moved approval of the minutes for the 3/15/11 Regular Board Meeting. Mr. Hairston seconded the motion, which passed unanimously by roll call vote.

COMMUNICATIONS

Director Thomas acknowledged the following letters from: Darlene Wegrynowski, on behalf of several Edgewater neighborhood residents, donating \$1,000 to Cleveland Public Library's Walz Branch in memory of Marcel Craciun; Michael J. Armes, Senior Operations Counsel, Cornerstone Consulting Services, LLC, commending the excellent customer service provided by Sandy Witmer, Librarian, Business, Economics & Labor Department and Melanie McCarter of the Microform Center; and Mary Kay Murphy expressing appreciation for Phyllis Cunningham-Hutson, Library Assistant, Martin Luther King, Jr. Branch for computer training.

FINANCE COMMITTEE REPORT

Ms. Rodriguez presented the following report.

Gift Report (See page 333)

Ms. Rodriguez moved approval of the Gift Report. Mr. Hairston seconded the motion, which passed unanimously by roll call vote.

REGULAR BOARD
MEETING OF
3/15/11
Approved

3 LETTERS
Acknowledged

GIFT REPORT
Approved

RESOLUTION TO
 AUTHORIZE THE
 DIRECTOR TO
 NEGOTIATE A
 CONTRACT WITH
 WESTLAKE, REED,
 LESKOSKY FOR
 EXISTING
 FACILITIES
 ASSESSMENT
 Approved

Resolution to Authorize the Director to Negotiate a
 Contract with Westlake, Reed, Leskosky for Existing
 Facilities Assessment

Ms. Butts moved approval of the following resolution.
 Mr. Werner seconded the motion, which passed unanimously
 by roll call vote.

WHEREAS, The Cleveland Public Library is engaged in a
 strategic planning process; and

WHEREAS, An architectural assessment of the Library's
 branch facilities will be incorporated into the
 strategic plan; and

WHEREAS, The Cleveland Public Library contracted with
 PMC (Project Management Consultants); and

WHEREAS, The Library advertised for Request for
 Qualifications and Proposals, and a Library committee
 composed of representatives from Facilities, Automation
 Services, Public Services and PMC reviewed 15 submitted
 proposals; and

WHEREAS The Library committee selected four (4)
 qualified firms and ranked Westlake, Reed, Leskosky as
 the most qualified, whose qualifications included: in-
 house engineering services; inclusion of minority or
 small business enterprises on their project team;
 awareness of national trends and best practices in
 library functions; a plan to develop a prototype report
 to confirm that the format and content meets Library
 expectations before proceeding with analysis of all
 branches in this project; demonstrated successful past
 performance; and the organizational and professionalism
 of all their presentations and documents; now therefore
 be it

RESOLVED, The Cleveland Public Library Board of Trustees
 hereby accepts and ratifies the Library committee's
 selection of four (4) qualified firms and the ranking of
 Westlake, Reed, Leskosky as the most qualified design
 professional, and further authorizes the Library
 Director to enter into negotiations with Westlake,
 Reed, Leskosky for a contract to perform the services of
 providing an architectural assessment of the Library's
 existing branch facilities at a compensation determined
 to be fair and reasonable to this Board.

Ms. Rodriguez stated that this resolution will authorize the Director to negotiate a contract with Westlake, Reed, Leskosky for a complete architectural assessment of the Library's 28 Branches. This facilities assessment is also a part of the Library's strategic planning process.

A representative from Westlake, Reed, Leskosky was present to address questions from the Board.

Cindy Lombardo, Deputy Director, stated that the facilities assessment should be completed by the end of the summer and thanked committee members who participated in the selection process.

Resolution to Engage G4S Secure Solutions to Provide Contracted Security Services

Ms. Rodriguez moved approval of the following resolution. Ms. Butts seconded the motion, which passed unanimously by roll call vote.

WHEREAS, The Cleveland Public Library is committed to providing a safe and secure environment for both its employees and its customers; and

WHEREAS, The Cleveland Public Library uses contract security guards to assist Library staff in maintaining safety and security at its branch libraries; and

WHEREAS, The Library wishes to contract with a security company to provide this service; and

WHEREAS, Eleven (11) proposals were received in response to a formal RFP announcement and were evaluated by a committee of Library employees representing Security, Public Services, Automation Services; and

WHEREAS, Following this preliminary evaluation, five vendors were selected to deliver formal follow-up presentations to the selection committee; and

WHEREAS, The committee unanimously identified G4S Secure Solutions as the vendor of choice based on the quality and comprehensiveness of their original proposal and their formal presentation, the excellence of their

RESOLUTION TO
ENGAGE G4S
SECURE
SOLUTIONS TO
PROVIDE
CONTRACTED
SECURITY
SERVICES
Approved

training program, and their experience with other public libraries; and

WHEREAS, G4S proposed a basic hourly rate of \$13.71 for security guards; now therefore be it

RESOLVED, That the Director is authorized to enter into a one-year agreement with G4S Secure Solutions for security guard services effective Sunday, June 3, 2011 through Saturday, June 2, 2012 with an option to continue for two one-year renewal periods with expenditures being charged to General Fund Account 12930053-53380 (Contract Services).

Cindy Lombardo, Deputy Director, acknowledged and thanked the committee that assisted with the selection process.

A representative from G4S was available to address questions from the Board.

Resolution for Agreement with Cuyahoga County Public Library to Produce MYCOM Kindergarten Materials

Ms. Butts moved approval of the following resolution. Mr. Hairston seconded the motion, which passed with four in favor and one abstention by Mr. Werner who explained that he serves as the Deputy County Administrator for Health and Human Services, of which Family and Children First Council is a part.

WHEREAS, Cleveland Public Library, under an agreement with the Cuyahoga County's Family and Children First Council (FCFC), is the MyCom Lead Agency for Transitions and provides programs that help youth transition from pre-school to kindergarten, 3rd grade to 4th grade, middle to high school, and high school to adulthood; and

WHEREAS, For several years Cuyahoga County Public Library has created materials focused on kindergarten learning skills and state educational standards as well as social and life skills to prepare young children to be successful in the first year of school; and

WHEREAS, The Library will enter into a one-year agreement with Cuyahoga County Public Library to plan and coordinate the production and distribution of the

RESOLUTION FOR
AGREEMENT WITH
CUYAHOGA
COUNTY PUBLIC
LIBRARY TO
PRODUCE MYCOM
KINDERGARTEN
MATERIALS
Approved

MyCom Kindergarten Kits, containing the MyCom Transitions Checklist, and the MyCom Kindergarten Kit Survey in Cuyahoga County; and

WHEREAS, Cuyahoga County's FCFC will reimburse the Library in the amount of \$100,000 for expenses incurred by Cuyahoga County Public Library to produce 18,000 Kindergarten Kits; therefore be it

RESOLVED, That the Board of Library Trustees authorizes the Director to complete negotiations of an agreement amendment between Cleveland Public Library and Cuyahoga County Public Library, defining the collaborative project and the reimbursement of expenses.

Merce Robinson, Grants & Development Coordinator, stated that the Library's capacity for transition programming has increased and that this resolution allows the Library to reimburse the Cuyahoga County Public Library for the production of 18,000 kits. These kits will help support kindergarten students and their family during this transition period.

Third Amendment to the Year 2011 Appropriation

(See pages 334-337)

Ms. Rodriguez moved approval of the following resolution. Ms. Butts seconded the motion, which passed unanimously by roll call vote.

WHEREAS, **Ohio Revised Code** Section 5705.40 provides for the amendment of an appropriation measure when necessary; and

WHEREAS, It is now deemed necessary to amend the Year 2011 Appropriation Measure to comply with the attached April 5, 2011 Amended Official Certificate of Estimated Resources received from the Cuyahoga County Budget Commission; and

WHEREAS, The aggregate of all appropriation classifications does not exceed the total amount authorized by the Cuyahoga County Budget Commission; therefore be it

THIRD
AMENDMENT TO
THE YEAR 2011
APPROPRIATION
Approved

RESOLVED, That the sums indicated on the attached Third Amendment to the Year 2011 Appropriation Schedule be approved.

Carrie Krenicky, Assistant Finance Administrator, stated that this amendment reflects \$53,990.00 increase in the Special Revenue Funds as a result of the acceptance of the St. Luke's Foundation Grant as administered by Neighborhood Progress, Inc. for the student learning center at the Rice Branch.

Ms. Rodriguez submitted the following reports.

FISCAL
OFFICER'S
REPORT
Submitted

Fiscal Officer's Report

(See pages 338-387)

SPECIAL REPORT
ON INCOME &
EXPENDITURES
Submitted

Special Report on Income and Expenditures

(See pages 388-392)

REPORT ON
INVESTMENTS
Submitted

Report on Investments

(See page 393)

REPORT ON
CONFER. &
TRAVEL
EXPENDITURES
Submitted

Report on Conference and Travel Expenditures

(See page 394)

PURCHASES FROM
\$5,000-\$25,000,
1/1/10-3/31/10
Submitted

Purchases from \$5,000-\$25,000 for the period
1/1/11-3/31/11

(See page 395)

PRUCHASES
EXCEEDING
\$25,000, 1/1/10-
3/31/10
Submitted

Purchase Exceeding \$25,000 for the period
1/1/11-3/31/11

(See page 396)

HUMAN RESOURCES COMMITTEE REPORT

In the absence of Mr. Seifullah, Mr. Hairston presented the following report.

REGULAR
EMPLOYMENT
REPORT
Approved

Regular Employee Report

(See pages 397-400)

Mr. Hairston moved approval of the following resolution. Ms. Rodriguez seconded the motion, which passed unanimously by roll call vote.

Retirement Recognition Citation

Mr. Hairston moved approval of the following resolution. Mr. Parker seconded the motion, which passed unanimously by roll call vote.

A citation has been issued for the following staff members on the occasion of their retirement:

Frankie Bailey (after 10 years of service), Custodian II, Grade B, Facilities, retires 03/14/2011

Karen Gibbs (after 26 years of service), Technical Services Associate, Grade D, Acquisitions, retires 4/29/2011

Debra Payne (after 30 years of service), Lending Department Clerk, Grade A, Lending Department, retires 4/29/2011

Denise Sanders (after 30 years of service), Subject Department Clerk, Grade B, General Reference, retires 4/29/2011

Patricia Walker (after 30 years of service), Lending Department Senior Clerk, Grade C, Lending Department, retires 4/29/2011

Be it resolved that the citation for the above staff members be presented by the Board of Trustees in appreciation of the loyal, faithful and dedicated service given to the Library by them be recorded in the minutes of this meeting, and

Be it further resolved that the citations be sent to them forthwith if they are not present at this meeting of the Board of Trustees.

Karen Gibbs and Denise Sanders, who were present, reflected on their years of service and experiences at Cleveland Public Library. Various attendees including staff and Trustees extended their congratulations and well-wishes to the retirees.

RETIREMENT
RECOGNITION
CITATION
Approved

Mr. Hairston submitted the following reports.

REPORT ON PAID
SICK TIME
Submitted

Report on Paid Sick Time Used by the Month

(See page 401)

AFFIRMATIVE
ACTION PLAN
REPORT
Submitted

Affirmative Action Plan Report

(See page 402)

INSURANCE
SUMMARY REPORT
Submitted

Insurance Summary Report

(See page 403)

COMMUNITY SERVICES REPORT

COMPARATIVE
STATEMENT OF
ANNUAL
STATISTICS 2010
Submitted

Mr. Werner submitted the following report.

Comparative Statement of Annual Statistics 2010

(See pages 404-411)

MONTHLY
ACTIVITY REPORT
Submitted

Monthly Activity Report

(See pages 412-418)

BUILDING STATUS
UPDATE
Presented

Building Status Update

Myron Scruggs, Facilities Administrator, items with the Woodland Branch Library punch list are being reviewed and addressed. These items are expected to be completed soon.

NEW BUSINESS

Ms. Butts presented the following item of New Business.

RESOLUTION
COMMEMORATING
THE LIFE OF JERZY
J. MACIUSZO
Approved

Resolution Commemorating the Life of Jerzy J. Maciuszko

Ms. Butts moved approval of the following resolution.
Ms. Rodriguez seconded the motion, which passed
unanimously by roll call vote

WHEREAS, Jerzy J. Maciuszko distinguished himself as a scholar, writer, educator and librarian, whose tireless

efforts as an ambassador of Polish culture brought him accolades and awards from around the globe; and

WHEREAS, During his tenure as the head of the John G. White Department, Dr. Maciuszko brought honor and prestige to the Cleveland Public Library by focusing international attention on the Library's special collections through the publication of the chess and folklore catalogs by G.K. Hall & Co. in 1964-65; and

WHEREAS, Dr. Maciuszko's many notable contributions to the library profession were exceeded only by what he accomplished in his work to enrich the culture of this country by infusing it with the rich intellectual culture of his native Poland; and

WHEREAS, Those who had the honor and pleasure of knowing Dr. Maciuszko will remember him as a man of exceptional courtesy, kindness and civility--a true gentleman and scholar; now therefore be it

RESOLVED, That the Board of Trustees of the Cleveland Public Library expresses its gratitude at the memory of this remarkable man, and that a copy of this resolution be sent to the family of Dr. Maciuszko, as an expression of sympathy from this Board.

Mr. Corrigan stated that he was pleased that this resolution commemorates the life and important work of Dr. Maciuszko.

DIRECTOR'S REPORT

Before presenting his report, Director Thomas thanked Darlene Ronney, Social Sciences Department Manager, and Mark Moore, Senior Subject Department Librarian and their staff for their work on the new Sports Research Center; and announced that he will join Mayor Frank Jackson on a Slovenian Trade Mission May 6-13, 2011.

Monthly Statistics

Circulation for the month of February was 494,347. This is a decrease of nearly 6% from last year's February circulation of 528,050. These numbers were affected by a

**DIRECTOR'S
REPORT**
Presented

number of challenges to circulation. First, President's Day was a scheduled furlough day. Second, the number of hours open to the public was further reduced due to a snow day, and lastly, attendance was affected by a series of winter storms that kept community members from getting to their libraries.

The number of computer sessions was down by 24%, from 84,887 in 2010 to 64,861 in 2011. Additionally, the number of hours in use for our computers decreased from 48,915 in 2010 to 45,087 in 2011. This was a decrease of 8%. As mentioned above, the two additional closed days to the public affected these numbers, but the mixed message of the numbers may be pointing to a transition period in our new computer use procedures.

Attendance for the month of February was 255,351. This is a decrease of almost 10% from last year's February attendance of 283,911. Both the main library and branches reported decreases in attendance.

Program and Outreach Highlights

February featured a litany of outstanding programs celebrating African-American History month. Kicking off those programs was the reception for the Women of a New Tribe photographic art exhibit, which was sponsored by the Friends of the Cleveland Public Library and Fifth Third Bank. The program highlighted the photographs taken by Jerry Taliaferro of women from throughout the nation, and a group of twenty-five women from Cleveland. The reception which welcomed over three hundred attendees was followed two days later by a women's workshop program that featured four interactive panel discussions.

Highlighting the contributions of young people to the African-American experience, the Reverend Otis Moss III presented a lecture on notable young leaders. The speech from the noted theologian and author was well received and a spotlight was shined on a local young talent Jevaughn Bogard. Bogard, a local Cleveland School of the Arts student epitomized Moss' call to recognize the contributions of young African-Americans.

Beyond the music of Bogard, AAHM also featured two major national talents whom brought their compositions to CPL. First, the Music at Main series featured the works of

Cleveland composer H. Leslie Adams. In the best attended Music at Main program yet, Adams presented various chamber works. This program was followed by our final AAHM program of the year. DBR are the initials for world-known violinist Daniel Bernard Roumain, who thanks to our partnership with the Tri-C Jazz Festival, presented a workshop to local area students.

Grants and Development

The department coordinated our application to the Institute of Museum and Library Services for the 2011 National Library Service Medal. CPL was nominated for the award by Congressman Dennis Kucinich and Senator Sherrod Brown.

The Tech Toolbox that was funded by a grant from the Ohio State Library, exhibited at the Rice, Fleet, and Harvard-Lee branches in February.

Meetings and Activities

- I taped an interview for the Golden Opportunities television show.
- **President Corrigan** and I were videotaped for the electronic version of the Annual Report.
- I met with Marcie Bergman, Executive Director of the Cleveland Arts Prize to consider possible collaboration ideas.
- I attended the Chinese Professional and Entrepreneurial Association's Lunar New Year celebration at Cleveland State University.
- I met with the County Executive's Chief of Staff, Matt Carroll to discuss ways in which CPL could assist the County Executive's efforts.

CLEVNET

February's total OverDrive CLEVNET eMedia collection circulation was 16,059 sizably up from last year's total of 5,210. CPL has 2,423 total followers on Twitter and 2,945 Facebook fans.

Staff Highlights

The WOW winners for March were **David Furies** and **Harriette Parks** from the Social Sciences Department.

An architect from Holzman, Moss, Bottino visited the Cleveland Public Library to survey our community about their impressions of the main library 14 years after the Louis Stokes Wing was built. These impressions and the impressions from their work on other libraries will make up an ALA conference program. **Tim Diamond**, Special Assistant to the Director will serve as a panelist for this program.

OLBPD and the State Library of Ohio Talking Book Program received a best practice recognition from the National Library Service for its Ohio "Reads" poster.

I've received an invitation from the Honorable Jurek Zmauc, Consulate General of The Republic of Slovenia and the Honorable Frank G. Jackson, Mayor, City of Cleveland to join them on a trade mission to Ljubljana, Slovenia, Cleveland's Sister City, May 7th-14th, 2011. Each participant is responsible for their own expenses, and because of my intention of working with Slovenia's Maribor Library on the Open Door Project while in attendance, I will be seeking resources from the Friends of CPL to attend.

GRANTS & DEVELOPMENT

MyCom Lead Agency Responsibilities

- Attended the quarterly Joint MyCom Agencies meeting at the Cleveland Foodbank
- Wrote and presented a Board of Trustees' resolution for an Amendment to the MyCom Agreement approved last fall. The Amendment will award the Library additional funds to re-grant for MyCom Transitions programs in 2011.
- Began writing Memorandums of Understanding for the four MyCom Transition vendors
- Observed a Greater Cleveland Volunteers Experience Corps tutoring session at McKinley School. Greater Cleveland Volunteers is one of the MyCom Transitions vendors
- Participated as a panel member in the Starting Point - MyCom - Out of School Time Proposal Review Committee.
- Coordinated and wrote the 2011 National Library Service Medal Application. The award is sponsored by the Institute of Museum and Library Services

- Presented a brief talk to the Ohio Grantmakers Roundtable Executive Committee of the Northeast Ohio Region that included details about the Learning Center at the Rice Branch
- Wrote a report for Neighborhood Progress Inc. annual report to the St. Luke's Foundation
- Coordinated with Planning and Research the Library's response to the Ohio State University Medical Information grant survey

Friends Liaison

- Attended the Friends Board meeting with the CPL Director to discuss the 2011 budget request
- Met with the Friends of the Library group to follow-up on a meeting about issues related to the Friends book sales

Literacy

- Along with the Director met with Suzanne Seifert, former Director of Cleveland Reads to discuss possibilities concerning the demise of Cleveland Reads and what activities the Library could assume

PUBLIC SERVICES

Programs/Exhibits:

The Business Department presented a topical book display in recognition of Black History Month. *Business Advisors of Cleveland* held their second in a series of three workshops, *How to Write a Business Plan* workshop was held on February 9.

The Computer Learning Connection (CLC) taught 22 classes, and held their first Microsoft Access 2007 class. Larry Hinton conducted training on scanning documents for the Public Administration staff.

Special Collections librarian, Kelly Ross and Kent Practicum students installed the Audubon exhibits and other items related to ornithology display in JGW Reading Room. Music by composer, H. Leslie Adams, and the Holy Grove Missionary Baptist Church Choir concert were presented as part of the Music at Main series. Staff members Stacie Brisker, Ardella Primm and Pam

Eyerdam assisted with the reception for *Women of a New Tribe*.

Mr. Ruffing convened a meeting of the Exhibits Committee with Kathy and Dennis Barrie as guest participants. The Barries, who have an international reputation as high-profile museum designers, offered the committee valuable and extensive insight into what it takes to present high-caliber exhibitions.

Foreign Literature Librarian, Victoria Kabo hosted regular bi-monthly Russian Reading Club program at Memorial-Nottingham branch.

On February 23 Richard Fox led a book discussion for the Friends of Cleveland State University Library. The discussion was focused on *Little Bee* by Chris Cleave which was published in 2009.

History and Geography Manager Ron Burdick gave a tour to twenty-one sophomores from Andrews Osborne Academy on February 24.

On February 3, the Literature Department hosted the reception for the *Women of the New Tribe* exhibit. Over 300 community members attended the reception to launch the exhibit of black & white photographs by Jerry Taliaferro. The Literature Department also hosted the luncheon for the well-attended Soul of the Village program, a full day of educational workshops and lectures.

Rainbow Terrace Preschool and Gilbert Head Start made a special trip to the library for story time and mini-tour. Youth Services Manager, Sandy Nosse conducted the visits, while Christine Feczkanin read a story and did a rhyme for the Rainbow Terrace Preschool group.

Outreach:

Computer Learning Connection staff had Tech Toolbox demonstrations at Rice, Fleet, and Harvard-Lee on February 12.

A tour was given to Cleveland Botanical Garden Administrators and Trustees. The group viewed rare botany books in the Treasure Room.

Ronald Burdick presented a program at the Greater Cleveland Digital History Library Consortium meeting on February 10.

The Northeast Ohio Archival Spatial Data Infrastructure Committee (NEO-ASDI) met in Map Collection on Monday, February 28. Discussion continued about a collaborative cloud server to house historical GIS material for the public and institutions to use free of charge.

Literature Manager Amy Dawson hosted Dr. Jim Marino's Cleveland State University Shakespeare class on February 11.

Amy Dawson attended Kent Career Night on February 28, with Pam Eyerdam, Ali Boyd, and Jen Wihenbrink and spoke to Kent SLIS students about professional expectations and opportunities.

On Feb 23, Popular Manager, Sarah Flinn, Rollie Welch and Tish Lowrey visited CPL offsite collections at CSU and Case Western Reserve.

Social Sciences staff provided reference to over 60 students from Laurel School. The United Nations collection was introduced. The following subject bookmarks were updated: SAT/ACT, Grants, Senior Resources, Baseball, Religion, Student Guides, and Free Money for Teachers and Quarterly Booklist (Home School).

Collections/Reference:

The Friends of CPL were given two specific areas on the fifth floor of Main Building to place unsorted and sorted library service materials awaiting sale at Friends book sales.

Mr. Ruffing developed updated procedures for packing and labeling all discards from branches. The new system will permit materials received at Main Library to be placed immediately into one of three areas: Friends of CPL Book Sale; Better World Books; or Recycle. All books that can be sold will be sold. All books that cannot be sold will be recycled.

Mr. Ruffing submitted information requests to Main Managers regarding current collection development practices. Much research was done during the month

regarding collections. The purpose of the research is to lay the groundwork for a comprehensive revision of CPL's policies and procedures as they relate to collection development.

While sorting through material in the Fine Arts work room, 40 original drawings of the Plain Dealer's James Harrison Donahey's (1875-1949) were found. Several notes & titles were added to *Building Details* which ran from 1906 to 1914. This work was a donation from the Howell and Thomas Collection.

The Travel Literature Pamphlet file has been discontinued. The out-of-date pamphlets have been recycled and the maps have been moved over to the Map Collection.

Mr. Dave Eadelis is donating, without restriction, 119 lantern slides of West Technical High School's Garden Department to the Photograph Collection.

PAL is working with James Deidrick, Consulting Engineer for Engineering and Constructing in the Office of Capital Projects, City of Cleveland, to identify and scan nearly 300 bridge plans currently in PAL's and Main Library's collections in preparation for a city bridge project.

Staff/Professional Development:

BEL Department Manager Aaron Mason has agreed to, for a period of two months, manage the PSS Department in the absence of Ronald Antonucci in addition to his duties in BEL. Aaron Mason and Anastasia Diamond-Ortiz completed the interview process for the three full-time CLC positions.

Librarian Michael Dalby presented a session entitled "*OverDrive and Freegal Music Products in Public Libraries*" at the Music Library Association National Conference in Philadelphia.

Lending Department Clerk Tammy Houghton was promoted to Subject Department Library Assistant, Popular Department. Justin Holt, Lending Department Clerk and Pat McCoy, Subject Department Clerk, AV, serve on the Harvest for Hunger committee.

The Ohio Center for the Book hosted the Octavofest Planning Committee Meeting on February 11, 2011 at the Martin Luther King Branch. In attendance were Glenda Thornton Director of the Cleveland State University Library, Louis Adrian of the Ingalls Library at the Cleveland Museum of Art, Laura Martin, of Art Books Cleveland, Susan Kelley of the Morgan Paper Conservancy, and Linda Kaminsky of Cuyahoga County Library.

On February 24, Science and Technology Manager Maureen Mullin attended the first session of a business sustainability program at Entrepreneurs for Sustainability (E4S).

Social Sciences staff members Mark Moore, Lisa Malone, and Annette Nettles attended the Foundation Center database training session.

Carla Bennett, former part-time Children's Library Assistant at the Broadway Branch, joined the Youth Services staff as a full-time Children's Library Assistant.

Jennifer Rowe, an architect from Holzman, Moss, Bottino, visited the Library on February 17-19 to conduct a survey on the public's and staff's impressions of the Main Library, with focus on the Louis Stokes Wing, fourteen years after its opening.

Ms. Rowe works for Malcolm Holzman, the design architect of the Louis Stokes Wing.

Mr. Ruffing met with Ms. Rowe and supplied information and floor plans.

BRANCHES

- Collinwood Branch welcomed new manager Annisha Jeffries and Library Assistant, Marvin Benton who transferred to Collinwood from the Sterling Branch.
- Dyad Branch Manager Paula Logan-Reid - East 131/Mt. Pleasant attended the Mount Pleasant Community Zone meeting. Discussions were held regarding upcoming changes in Ward 2.
- Adult book club at Glenville Branch discussed *For Colored Girl Who Have Considered Suicide* by Ntozake Shange.

- Harvard-Lee, Library Assistant - Computer Emphasis, Pasha Moncrief conducted a Tech Toolbox Demo with Olivia Hoge of the CLC.
- Langston Hughes Branch celebrated their namesake's birthday with poetry readings.
- The Greater Cleveland Digital Library Consortium hosted their meeting at the Martin Luther King Jr. Branch. The meeting was conducted by Ron Burdick, Manager of CPL's History Department.
- Buckeye Development Corporation hosted a meeting at the Rice Branch on February 17. Meeting was attended by manager Ali Boyd.
- Leslie Barrett joined the staff of the Union Branch as the Library Assistant Youth Emphasis. Barrett was formerly a Computer Aide at Woodland.
- The West Team Manager met with Union Representatives on February 10 to address concerns related to lead workers at dyad branches. Preliminary guidelines for addressing issues faced by lead workers.
- West Team Branches continued to work towards the strategic objectives of the Library. As such, branches continued to adjust to ongoing transitions impacting the institution.
- The West Team Public Service Manager stepped in to support branch operations at the South Brooklyn Branch in the absence of the manager. As such, Sheba Marcus-Bey and Carlos Latimer worked closely with the lead work, Luigi Russo.
- Branches celebrated African American History Month, Presidents Day, Valentines Day, and Lunar New Year with displays and programs. These themes were supported at each West Team Branch. Furthermore, GED, tutoring and ESOL classes continued at designated branches.

COMMUNITY OUTREACH SERVICES

- Chrystal Carr Jeter participated in the monthly book discussion group for seniors at the J Glen Smith Community Center. *Warriors Don't Cry* was the February discussion title and the March book is *On Her Own Ground*.

- Ms. Carr-Jeter met with Jo Clemons from the Metroparks Zoo regarding the Summer Reading Program Finale in August.
- Ms. Carr-Jeter met with Wanda Shealey, CMSD Library Media Coordinator and the Community Education Representative from WVIZ about an outreach project with Cleveland Public Library.
- Chrystal worked with Cynthia Cocarro and Mary Pat Harnegie of South Pointe Hospitals to plan a three-part health series at Harvard Lee Branch.

MOBILE SERVICES

STATISTICS

48 Stops

53 New library card applications

604 Persons on board

651 Reference, 437 Directional in person

124 Reference, 40 Directional via phone

Holds counts - Feb 1329 filled

MEETINGS

2/3 Linda Sperry met with Tish Lowey regarding weeding, ways to increase circulation, and ways to streamline holds procedures.

2/4 Linda Sperry met with representatives of Cityview Nursing and Rehab, Fairfax Nursing and Rehab, Arbor Park, United Cerebral Palsy stops.

2/8 Doris Yee provided an impromptu Chinese New Year program at St. Martin de Porres.

2/18 Linda Sperry met with representatives from Asian Services in Action and Asian Evergreen stops.

2/22 Linda Sperry met with a representative from Spring Hill Villa stop.

SUMMARY OF ACTIVITIES

"On the Road to Reading":

STATISTICS:

- 12 Pediatric and WIC sites were visited with 103 people contacts at these sites. 65 daycare classes were visited with a total of 662 in attendance. 990 items were circulated in 40 deposit kits.

OTHER:

- Delivery was taken on giveaway books purchased from Borders with part of the PNC grant monies.
- Rhonda presented refresher information on Every Child Ready to Read at the Youth Services meeting in February.
- Rhonda attended the initial meeting for FLIP (Family Literacy Involvement Program) which includes CPL and 3 other cooperating agencies: the Cleveland Children's Museum, Cuyahoga County Public Library, and Cleveland Heights University Heights Library.

GENERAL ACTIVITIES

Weeding reports for February were cleared with items marked missing or weeded as needed. Linda weeded duplicates from all fiction areas and weeded dvds. Some non-fiction and Black World book titles, as well as DVDs, were transferred to Rice Branch.

Linda has been scheduling meetings with each existing bookmobile site coordinator to discuss attendance and participation at the sites. During February she met with 7 sites. She has 7 sites left to visit. These visits have been very productive. Some sites have new coordinators (a social worker or building manager on site) since her last visit. At the Cleveland Clinic Children's Hospital for Rehabilitation, the coordinator had changed.

Drivers' Trainer Carol Thomas continues to train Julian Khan, new clerk, to drive the bookmobile. Unfortunately the weather has continued to hamper these sessions.

Despite February being a short month, plus one furlough day and one snow closure day, our holds numbers increased for the month.

OHIO LIBRARY FOR THE BLIND AND PHYSICALLY DISABLED

OLBPD circulated 50,493 items directly to patrons in February. The State Library of Ohio Talking Book Program (SLO) coordinator announced that they have distributed digital talking book players to all patrons who want one. Some patrons have refused digital players because of their preference to listen to audio cassettes. But

SLO has distributed nearly 10,500 digital players to OLBDP patrons. SLO will begin to move digital machines to the machine lending agencies throughout the State for distribution similar to the cassette player distribution practice.

OLBDP underwent a major software upgrade to our Keystone (KLAS) circulation software. Updates were made overnight to the server housed at KLAS and the software installation was completed the following morning so there was no interruption in patron book service.

OLBDP and the State Library of Ohio Talking Book Program received best practice recognition from the National Library Service for its Ohio "Reads" poster that featured two Ohio State School for the Blind (OSSB) marching band students using the new digital talking book service. The OSSB marching band was in the 2009 Rose Bowl parade. These posters will be part of an outreach and public relations campaign to increase awareness about the OLBDP service.

Kent State University MLS student Kim Austin has been visiting OLBDP as part of her coursework and she is conducting an operations analysis of OLBDP. She chose OLBDP because it is a non-traditional specialized library that has always held her interest, especially during her time at Huron Public Library which is a machine distribution agency of the State Library of Ohio Talking Book Program.

OLBDP has ordered and received new Playaway audio books, as well as described DVD and select Blu-Ray titles as part of a discretionary grant received from the State Library of Ohio. These items are currently being inventoried and specially formatted for delivery to OLBDP patrons. These titles will be available sometime in March 2011 and announced in the next issue of the OLBDP Dimensions newsletter.

TECHNICAL SERVICES

The new Technical Services space on the Staff Center was unveiled on February 9. There are brief descriptions of all the different departments in Technical Services and there is a place for staff to recommend CDs that the

Library should purchase. Thanks to Amy Pawlowski for making the space possible!

Patricia Lowrey visited the Bookmobile and discussed ways of increasing circulation with Linda Sperry, the Mobile Services Manager. Ms. Lowrey, Rollie Welch, Collection Manager, and Sarah Flinn, Popular Library Manager visited the Library's collections of books and magazines that are located in the libraries of Cleveland State University and at Case Western Reserve University. They met with staff in charge of the collections and discussed ways if increasing circulation.

Ms Lowrey and most Technical Services Managers attended the Retirement and 30-Year Recognition Reception on Friday, February 4.

High Demand: The department added 554 titles and 17,406 items in February. Staff ordered 4,214 titles and 26,774 items. (The discrepancy between titles ordered and titles added is because each mass market paperback title is counted when ordered, but not counted as a new title when added to Sirsi.)

In preparation for a presentation at the OLC Northeast Chapter Conference, Manager Carole Brachna participated in two webinars to explore processes and products offered by a library vendor. She attended the celebration for retirees and 30-year employees on February 4.

Shelf/Shipping: The staff retrieved 624 items for requests for an 84% increase from last February. The Department shipped out 1,248 telescopes to Main Library, and the Branches for an increase of 26%. A total of 26,956 items were placed on trucks, stamped, and barcoded by the Shelf/Shipping Department Technicians. This was nearly a 2% increase of materials sent to Acquisitions and High Demand over last February.

Darlene Ronney, Social Science Manager, came out to inspect the storage area. Lynne Roderick from Planning and Research discussed updating the forms used by the Shelf/Shipping department with Juanita Turner. Darryl Pless and Mrs. Turner attended the Effective Interviewing workshops given by the Human Resources

Department. Zubal Books picked up the materials they purchased from the Bid List sale. Mrs. Turner attended the African American History Month program at the Lake Shore Facility featuring the Rev. Otis Moss, III and musical performance of Levaughn Bogard.

Book Preparation: Book Preparation completed work on 26,160 items in February. Shirley Jones and Paula Stout have started processing non-book materials.

Collection Management: Branch staff were given two opportunities by Collection Management to boost circulation for their book collections. Branch Managers were allowed to select up to 100 "Circulation Booster" titles and Branch Youth Services staff were encouraged to select up to 30 copies of Dr. Seuss books.

On February 23 Rollie Welch, along with Technical Services administrator Tish Lowrey and Acting Manager of Popular Library Sarah Flinn, visited Cleveland Public Library's collections housed at Cleveland State University and Case Western Reserve University. Weeding reports for the two collections have been secured from Automation. A collaborative plan involving Ms. Flinn and Mr. Welch is intended to increase the visibility and circulation of both college collections.

Mr. Welch also represented Cleveland Public Library by having his monthly online street lit column published by Library Journal's Booksmack! on February 17. Mr. Welch also had a review appear in the book section of the Plain Dealer on February 7.

Preservation: The final eight volumes of the Collinwood High School yearbook holdings were added to the Digital Gallery, as well as four volumes of the John Adams High School yearbook. Other Digital Gallery additions included Volume 2 of the Mears baseball scrapbooks, and four Cleveland hospital histories, a digital project for the Science and Technology Department. Two scrapbooks of chess clipping were scanned from the microfilm by Backstage Library Works and added to the digital gallery as PDF files. Microfilm copies of the historic chess clipping scrapbooks are frequently requested from chess researchers in other countries. These digital editions are a test to see if direct web access will be useful to the patrons.

Glass plate negatives from the Ketteringham photograph collection were prepared and shipped out for digitization. Technical Services senior clerk Gloria Massey scanned the pieces of a broken glass plate and performed a digital restoration of the image. Enlargements of ten images from the Digital gallery were printed for exhibition at Carnegie West branch and at South branch.

Preservation staff processed a gift collection of books from Senator Voinovich in preparation for cataloging. Renee Pride, Gloria Massey and Lyla Chilkcutt worked on the project. Elizabeth Bardossy treated twenty drawings from the Cleveland Parks collection. The Intermuseum Conservation Association completed treatment of another key drawing from the collection, a plan from 1899 for the bridge in Wade Park designed by C.F. Schweinfurth.

Acquisitions: Sandy Jelar Elwell met with Lynne Roderick to review and revise the forms currently being used in the Acquisitions Department. Technical Services Associates Glennis Blair and Nathaniel Infante continued to cross-train with one another on periodical claiming and entering supply requisitions. Alicia Naab attended the Winter Meeting of the Ohio Library Council Membership Committee.

Tonya Jenkins, Subject Department Librarian in the Social Sciences Department, and Lisa Kowalczyk, Children's Librarian at the West Park Branch, were selected for the Technical Services Librarian positions and began working in the Acquisitions Department on February 28th.

Acquisitions staff ordered a total of 8,927 titles and 16,576 items, received 11,029 items, and processed a total of 1,186 invoices. Serials staff received 2,313 periodicals and 531 serials, added 218 items and 368 paperbacks, processed 159 periodical and serial claims, and modified 10 serial controls.

Catalog: Michael Monaco has begun creating authority records for corporate bodies through the Ohio NACO funnel and is working toward personal independence as a NACO participant. Cathy Jo Graves and Rodney Lewallen continued to help Acquisitions by receiving books. John Parsons began updating holdings for withdrawn

periodicals. Larisa Povitsky returned from a leave of absence. A total of 7,944 items were added and 5,910 titles were cataloged.

MARKETING & COMMUNICATIONS

The Library received good media coverage during February, appearing more than 60 times in print and online publications. The full report, available in the department, shows ad value of \$40,120 with a news circulation audience of 1,874,340 people. In February, the online media outlets that featured CPL events and programs received more than 38 million page views. This is a new statistic available from Vocus, the public relations software used by the Library.

An overview of meeting conducted or attended by Marketing and Communications Administrator Tena Wilson will indicate marketing and programming activities:

- Regular meetings with director; Graphics and PSS managers; Board of Library Trustees and committees; public relations consultants David Fitz, Michael Graham and Erika McLaughlin; administrators; Public Services managers; PSS staff; and the Webware communications team
- 2011 National Medal for Museum and Library Service Museum nomination planning meeting
- Women of a New Tribe reception to launch the exhibit, planning and implementation
- Thirty Plus Club staff recognition reception
- Soul of the Village women's workshop planning and implementation
- Videographer Rich Dolesh for taping of annual report videos
- Photographer Jesse Kramer for photography for "Real Men Read" posters
- Octavofest 2011 planning meeting: Amy Dawson, Public Services Manager, Literature and program lead; Amy Pawlowski, Web Applications Manager; Cathy Poilpre, Graphics Manager; Susan Kelley, Morgan Art of Papermaking Conservatory; Linda Kaminski, Cuyahoga County Public Library; Louis Adrean, Cleveland Museum of Art; Laura Martin, Art Books Cleveland; Glenda Thornton, Cleveland State University

- Yvonne Pointer, speaker to launch CPL's "Conversations" series in neighborhood branches in April, 2011
- Amanda Dempsey, Ohio Near West Development Corporation 2012 Ohio City development planning and partnership
- Falls Communications for 2010 CPL annual report
- Exhibits consultants Dennis Barrie and Kathy Barrie
- Positively Cleveland Business Partner breakfast with David Gilbert
- Otis Moss III presentation for African American History Month program
- James Krouse for 2011 Ingenuity Festival planning and partnership
- Councilmen Eugene Miller, T.J. Dow and Kevin Conwell for men's discussion group planning, Three Men and a Book
- Sports Research Center planning meetings for soft launch on April 25, 2011

Administrative Assistant Michael Young wrote or facilitated Meet the Staff articles to introduce the following staff: Heather Koonce, Beverly White-Yates, and Michael Dalby. He submitted events to Downtown Cleveland Alliance and University Circle, Inc. to be published in their monthly newsletters. He also posted eleven events on fifteen community online calendars.

PROGRAMMING & SCHEDULING SERVICES (PSS)

During this African American History Month, CPL offered rich cultural programming. PSS sponsored eight programs, two of which were series that occurred at five locations throughout the system.

Local artist and historian Cliff Clay brought first-hand tales of the Black Cowboys to patrons at the Memorial-Nottingham Branch. Reverend Otis Moss III, pastor of Trinity United Church of Christ in Chicago, brought an inspiring message of hope. The musical talents of Cleveland School of the Arts Jevaughn Bogard were featured at this event. CPL partnered with *Call and Post Newspaper* for the screening of "Off and Running," the gripping story of Avery Klein-Cloud, who attended and spoke after the showing. Music at Main offered two

musical presentations: a program of new instrumental works by H. Leslie Adams and the Holy Grove Missionary Baptist Church choir. As part of the annual Tri-C Jazz Festival, CPL hosted a workshop for area students presented by world-renowned violinist, Daniel Bernard Roumain.

Planning is underway for Summer Reading Club 2011, themed "One World Many Stories." NASA Office of External Programming has agreed verbally to provide programming in neighborhood branches in the summer of 2011.

Meeting rooms in the Louis Stokes Wing were scheduled, providing 27 occasions for public use of library spaces. Meeting room fees were charged to two groups. Meeting room tours were given by PSS staff to three groups.

Age Level Specialist Victoria Beggiani accepted a voluntary transfer to West Park Branch to work as a Children's Librarian, Grade H.

GRAPHICS

Graphics Manager Cathy Poilpre attended regular meeting with MCD Administrator and Public Service managers. Graphics staff designed, printed and distributed 128 printed pieces in February, including graphics for the library website.

Promotional pieces included: March/April Computer Class Schedule; Spring Preschool Program Guide; Adult, Teen, Children's Program Guide for March/April/May; Lunar New Year; *Writers and Readers*- Robert Olmstead; Friends Used Book Sale; Friends Spring Newsletter; four staff newsletters; Real Men Read identity and Three Men and a Book collateral; March Book Madness; 150,000 of various forms.

WEBWARE www.cpl.org

Twitter Followers increased to 2,423, up from 1,644 in February of 2010. Facebook Fans increased to 2,945, up from 2,049 in February of 2010.

During the month of February, the following events, programs, and information were either edited or added to promote on the Library's website: Your Changing Cleveland; Downtown Destination; Free classes GED ESOL

Citizenship; Women of a New Tribe Exhibit; Soul of the Village; Soul of the Village (conversation link); Bob Little Exhibit; Rev. Otis Moss Feb 17; March Book Madness; Lunar New Year program; Celebrate with Books; Just for Parents; Looking for a New Book - Read it!; Homework Help; Real Life Teen Health; KnowItNow (Your librarian never sleeps.); Relax (update) curl up with a good book; Seniors Connect to the Community (Resources); Interested in learning computer skills-Seniors; Annual Report 2009; Tax Preparation Assistance; Library Exhibits page; and African American History Month programs, suggested reading lists, and a section featuring patrons who shared their favorite African American author.

Library News on the www.cpl.org homepage featured the following items for February: Cleveland Public Library Celebrates Lunar New Year with Fun-filled Activities & Performances for Families; The Ohio Center for the Book presents a Women's History Month Special Event: Author Paula McLain; Cleveland Public Library Celebrates African American History Month; Cleveland Public Library Launches Downtown Destination Campaign - First Phase 'Tech Central' Gets Go Ahead ; Due to severe weather the library will be CLOSED today, Friday, February 25, 2010; Cleveland Public Library Celebrates Women's History Month; Cleveland Public Library Board of Trustees Meeting; Cleveland Public Library Welcomes Rev. Otis Moss III During African American History Month.

Fifteen (15) Popular Topic pages were updated with new content in February and the four seasonal reading lists were updated on the Kid's site. A new Teacher Resources section was added to the Kid's section of the website.

BUILDINGS SERVICES

The Buildings office completed numerous branch inspections and continues to monitor utility bills. Carter Exterminating Co. came in and gave a presentation on Bed Bugs to all of our custodians. This presentation was to give our staff the information on what to look for and what to do if we find them. Buildings attended the following meetings, Business Continuity and Emergency Preparedness Conference giving by the Red Cross, E4S kick off meeting and Ohio Building Code Updates.

Maintenance Mechanics had a new chimney installed for the two boilers at Fleet. The sink and faucet in the multi purpose room changed at Glenville. Glycol was added to the dry coolers for Automation A/C unites. A new water supply with regulators was installed for the boilers at MLK. A door bell was installed at Mobile Services.

Carpenters and painters relocated micro film cabinets on the forth floor and installed new shelving units on the eight floor of LSW. Painting is on going at LSW, Main and West Park.

Garage serviced vehicles 4, 9, 16, 20, 22 and 24. Snow blowers were repaired as needed. Snow plowing and delivery of salt continues.

SECURITY OPERATIONS

Director's Irregularity Report Summary: Security Operations submits a monthly report to the Director summarizing all Main Library, Louis Stokes Wing, and all Branch Library Irregularities.

Security Systems: The access system in the Main Library complex, Lake Shore Facility, Rice and Garden Valley is fully operational.

Automation front door reader hardware was not functioning properly and repairs were made to correct problem.

Alarm Systems: Burglar and fire alarm systems at all branches are fully operational. Burglar and no close alarms are documented in the Security Operations Alarm Log book and followed-up on by a Security Operations Supervisor on a daily basis. Reports are also produced by Security Operations tallying the alarms and types for each branch for follow-up and training purposes. Cuyahoga Valley Patrol responded to 11 alarms. Only 2 alarms were caused by staff.

All duress buttons are tested on a monthly basis at all stations in the Main Library Building, The Louis Stokes Wing, Lake Shore Facility, the book mobiles and all branches.

Closed Circuit Television: Closed circuit television systems are monitored in the Security Operations Command Center office, and at the Louis Stokes Wing security desk, Rear Dock security office, Main Library building security desk, and the Lake Shore Facility security desk. CCTV cameras at some of the facility are malfunctioning; Security Operations is in the process of having those issues repaired.

Identification Cards: Security Operations continues to issue photo identification cards to new staff members and to replace lost cards. Security Operations had printed up retired and thirty plus badge for the employee ceremony conducted by Human Resource Department.

Monthly Equipment Inspections: On a monthly basis Security Operations conducts complete equipment inspections in all branches, the Main Library, The Louis Stokes Wing, and Lake Shore. Besides safety and medical equipment, complete inspections are conducted on fire extinguishers, fire suppression systems, and fire valve systems.

3M Book Detector Alarm Systems: On a daily basis, the 3M Book detector alarms are checked in the Main and Louis Stokes Wing. The Branch Patrol Supervisors inspect the book detector systems at the branches each time they visit. All are operational at the time of this report with the exception of one faulty detector at the Union Branch and one faulty detector at the Fleet Branch. The Branch Managers were made aware of these problems at both branches.

Lost and Found: An inventory of all lost and found items is conducted on a monthly basis at the Louis Stokes Wing Security Operations Desk. During the months of February a total of 5 items were returned to their owners; 1 bag of miscellaneous items were donated to Goodwill Industries.

Branch Security: To temporarily provide a higher level of security, two Tenable guards are assigned to Hough, Rice and Carnegie West and. Security Operations meets with Tenable management on a regular basis to discuss issues at the branches.

Security Operations has temporary posted a CPL Officer at the Carnegie West and Garden Valley branch

Security Operations Assistant Chief Abrams and Security Supervisor Floyd Garrett met with the West branch Managers to discuss security concerns.

Security Operations met with the security committed and has selected five security vendors out of the eleven vendors to meet with the security committed. During the month of February Security Operations provide security services for the following library events: Women of a New Tribe, Human Resources Thirty year plus event, Soul of the Village Women's Workshop and Rev. Otis Moss Event

Branch Patrol: Security Operations currently operate two Branch Patrol Units. Branch Patrol Units respond to all branches when called upon by staff members and regularly patrol and visit all branches several times a week.

In addition to their regular duties, Branch Patrol supervisors continuously conduct safety and security training with branch staff at all the branches.

Branch Patrol supervisors are continuing to investigate Security Irregularity reports from the branches. Security Operations produces reports each month summarizing branch location, type of incident, and time of the incident to ensure coverage at the branches is adequate. Branch Patrol Supervisors conducted 26 branch investigations.

SUMMARY OF IRREGULARITY REPORTS RECEIVED

MONTH	2010	2011	+ / -
JANUARY	50	77	+27
FEBRUARY	40	57	+17
MARCH	63		
APRIL	52		
MAY	37		
JUNE	42		
JULY	26		
AUGUST	50		
SEPTEMBER	58		
OCTOBER	35		
NOVEMBER	36		
DECEMBER	27		
Total	516	134	+44

AUTOMATION SERVICESCleveland Public Library Projects

To prepare for Tech Central and increasing public access to computing resources throughout the Library, Automation is developing a Personal Experience initiative for the citizens of Cleveland. Throughout the history of providing computers in public libraries, users have been locked down and locked out because the resource is shared. New developments in desktop virtualization suggest that the technology is now mature enough to support a more personal experience without affecting use by others. The Proof of Concept project underway will determine if we will be able to offer users with appropriate training a persistent, personal presence, with storage, on the Library network. We are

currently working with Hewlett Packard, Citrix, and Microsoft to determine the feasibility. To this end in February we installed "Virtualization" rack and blade servers; configured the management port; installed the base operating system on the blade servers; and prepared base Windows 7 Enterprise Virtual Machine with Office 2010 for testing.

Bob Carterette participated in a review of security services proposals.

Weeding reports were done for Carnegie West, South Brooklyn, the CPL@CSU collection, the Case Western Reserve University deposit collection, and the Popular Library.

A Turkish language title list was created for Foreign Literature.

Acquisitions department requested that a report for them at the end of every year be run monthly instead. The report helps them find orders that have been received but not paid and vice versa.

An e-mail address for the Credit Union was established so that Payroll can keep messages with sensitive information on our network.

Wiring needs were assessed at Fleet and Fulton branches.

During the month of February, the following events, programs, and information were either edited or added to www.cpl.org: Your Changing Cleveland; Downtown Destination; African American History Month; Free classes GED ESOL Citizenship; Tax Preparation; Women of a New Tribe Exhibit; Soul of the Village; Soul of the Village (conversation link); Exhibits page; Bob Little Exhibit; Rev. Otis Moss, Feb 17; March Book Madness; Lunar New Year program; Celebrate with Books; Just for Parents; Looking for a New Book - Read it!; Homework Help; Real Life Teen Health; KnowItNow (Your librarian never sleeps.); Relax (update) curl up with a good book; Seniors Connect to the Community (Resources); Interested in learning computer skills-Seniors; and the Annual Report 2009.

Library News on the www.cpl.org homepage featured the following items for February: Cleveland Public Library

Celebrates Lunar New Year with Fun-filled Activities & Performances for Families; The Ohio Center for the Book presents a Women's History Month Special Event: Author Paula McLain; Cleveland Public Library Celebrates African American History Month; Cleveland Public Library Launches Downtown Destination Campaign - First Phase 'Tech Central' Gets Go Ahead ; Due to severe weather the library will be CLOSED today, Friday, February 25, 2010; Cleveland Public Library Celebrates Women's History Month; Cleveland Public Library Board of Trustees Meeting; and Cleveland Public Library Welcomes Rev. Otis Moss III During African American History Month.

Fifteen Popular Topic pages were updated with new content in February and the four seasonal reading lists were updated on the Kid's site.

The following page was added to the CPL Staff Center: Help Documents & Resources: Database Trials.

CLEVNET Projects

In early February the failure of an internal domain name server (DNS) host resulted in many problems, including standard SirsiDynix reports not running, patron access to home pages and Catalog, and several login failures the following morning. Host files were updated on the SirsiDynix production server to hard-code connection information the Oracle database server and the email server; and a backup DNS server was established.

The State Library of Ohio announced a grant program to incentivize independent libraries joining consortia. Avon Lake, Kinsman, and Bristol public libraries met with Bob Carterette to discuss the possibility of CLEVNET membership.

The Software and Webware Teams continued to work with Bibliocommons staff to create the catalog interfaces for each CLEVNET library. Several problem cases were filed and resolved. Some of the more complex cases remained open at the end of the month.

Ann Palomo, George Lenzer and Hilary Prisbylla worked directly with the Directors' Station developers at SirsiDynix to determine why the weekend data loads are failing. SirsiDynix also provided more information on

how to check log files and manipulate scheduling of Directors' Station data loads.

Policy changes were done for Medina and Madison libraries.

Special reports were done for Medina, Huron, Hudson, and the Law Library.

Ms. Prisbylla assisted Medina with the implementation of 9xx ordering.

A new SIP2 ports and logins were created for self-check units at Perry.

Amy Pawlowski provided an eReader "Hands On" session at Ritter Public Library on Tuesday, February 8.

David Reynolds supplied Wayne County Public Library with detailed OverDrive circulation statistics for 2009 and 2010.

Amy Pawlowski worked with Sylvia Williams, Collection Resources Manager at Medina County District Library, on their use and implementation of the OverDrive Advantage program.

The Network team: met with Willoughby Eastlake Public Library staff to asses wiring closets for upcoming upgrades from T1's to fiber connections at the Willowick, Willoughby and Eastlake branches; visited Cleveland Heights Noble Branch to meet with the architects and assess wiring and wireless needs for the remodeled building; and met with Shaker Heights staff and architects to review requirements for the remodeled second floor wing opening in April. A new router was installed at Euclid Public Library and the connection between closets was upgraded from 1Gbs to 2Gbs. The WiFi in the Cleveland Heights-University Heights Lee Road branch and the YMCA building across the street was tested for connectivity issues.

Burton Public Library's Active Directory schema was upgraded and a new domain controller was configured.

KnowItNow

On February 14, the statewide texting initiative for KIN24x7 went live. Local queues and routing of text messages was configured for the State Library of Ohio, OHIOlink; Lane Public Library, and the Greene County

Public Library. By the end of the month about ninety texted reference requests were handled. KnowItNow providers had access to self-paced online training. The KnowItNow service now accepts questions from users of the World Wide Web, instant messaging, email, and texting.

The KnowItNow service was the victim of a distributed denial of service (DDoS) attack on February 25th. The Network team blocked the attackers' IP addresses at the firewall and the Apache web server configuration was updated to defend against DDoS attacks in the future.

Don Boozer worked with Oregon's LNET service to develop a proposal for AfterDark support during the next LSTA grant year. The proposal was sent to NEORLS for comment.

Several AfterDark librarians were scheduled on February 25 due to emergency closings in public libraries throughout north east Ohio.

Meetings and Professional Development

Software staff met with the CPL Technical Services Managers to review current issues and projects.

A Directors' Panel meeting was held on February 18. Topics included the Freegal offer to CLEVNET and issues involving service to teachers, Homebound and book clubs.

George Lenzer attended the kick-off meeting at E4S (Entrepreneurs for Sustainability).

On February 28, Don Boozer participated in the Kent State University Library Career Night at Kent, Ohio.

Amy Pawlowski attended a meeting for the IT and AV Divisions of the Ohio Library Council in Columbus on Monday, March 28, regarding the OLC "Gadget Gallery."

Statistics

	February 2010	February 2011
OverDrive Downloads	15,853	31,903
Twitter Followers	1,644	2,423
Facebook Fans	2,049	2,945

Automation Services Statistics, 02/2011				
	# Cases Opened	# Cases Closed	Site Visits	TOTAL
HARDWARE				
CPL Main	107	81	36	224
CPL Branch	151	131	59	341
CPL Lake Shore	42	29	9	80
CLEVNET	22	12	2	36
PUBLIC	2			2
HARDWARE TOTAL	324	253	106	683
SOFTWARE				
CPL Main	16	18		34
CPL Branch	6	2		8
CPL Lake Shore	6	6		12
CLEVNET	43	43		86
PUBLIC	4	4		8
SOFTWARE TOTAL	75	73	0	148
WEBWARE				
CPL Main	9	9		18
CPL Branch	2	2		4
CPL Lake Shore	2	2		4
CLEVNET	4	4		8
PUBLIC	55	55		110
WEBWARE TOTAL	72	72	0	144
KIN				
CPL Main	8	7		15
CPL Branch	10	6		16
CLEVNET	19	15		34
PUBLIC				0
KIN Library	26	26		52
OHIOlink Library	5	5		10
After Dark				0
KIN TOTAL	68	59	0	127
GRAND TOTAL	539	457	106	1102

Mr. Corrigan adjourned the meeting at 12:52 p.m.

Thomas D. Corrigan
President

Maritza Rodriguez
Vice President

CLEVELAND PUBLIC LIBRARY

**Finance Committee
April 21, 2011**

GIFT REPORT FOR MARCH 2011**LIBRARY SERVICE MATERIALS**

DESCRIPTION	QUANTITY	
	Month	Year to date
Books	466	1,260
Periodicals	77	222
Publishers Gifts	0	0
Non-Print Materials	<u>52</u>	<u>183</u>
TOTAL LIBRARY SERVICE MATERIALS	595	1,665

MONEY GIFTS

FUND	PURPOSE	AMOUNT	
		Month	Year to date
Library Fund	Unrestricted	\$ -	\$ 815
Library Fund	Restricted	1,234	2,123
Library Fund - Oral History Project	Restricted	0	0
Young Fund	Restricted	10,661	10,661
Friends Fund	Restricted	0	4,700
Gates Fund	Restricted	0	54,600
Schweinfurth Fund	Restricted	4,910	40,265
Ohio Center for the Book	Restricted	0	0
Judd Fund	Restricted	51,039	51,039
Lockwood Thompson Fund	Restricted	0	0
MetLife - Fit for Life	Restricted	0	0
Founders Fund	Unrestricted	6,000	24,000
Founders Fund	Restricted	<u>0</u>	<u>26,389</u>
TOTAL MONEY GIFTS		\$ 73,844	\$ 214,592

SUMMARY

CATEGORY	DONORS		QUANTITY	
	Month	Year to date	Month	Year to date
Library Service Materials	15	54	595	1,665
Money Gifts	<u>31</u>	<u>54</u>	<u>31</u>	<u>54</u>
TOTAL GIFTS	46	108	626	1,719

RESOLVED, That the Gift Report for March 2011 be accepted upon the conditions connected with said gifts in accordance with Section 3375.40 (J) of the *Ohio Revised Code*.

**CLEVELAND PUBLIC LIBRARY
2011 APPROPRIATION: THIRD AMENDMENT
APRIL 21, 2011**

GENERAL FUND CERTIFIED REVENUE	Prior Certificate (1)	Increase/ Decrease	Amended Certificate (2)	
Cash January 1	23,751,856.29	0.00	23,751,856.29	(3)
Taxes - General Property	26,214,496.00	0.00	26,214,496.00	
LLGSF	21,799,456.89	0.00	21,799,456.89	
State Rollbacks	5,000,000.00	0.00	5,000,000.00	
Federal Aid	0.00	0.00	0.00	
State Aid	1,200,000.00	0.00	1,200,000.00	
Fines and Fees	300,000.00	0.00	300,000.00	
Earned Interest	700,000.00	0.00	700,000.00	
Services	2,400,000.00	0.00	2,400,000.00	
Miscellaneous	429,437.00	0.00	429,437.00	
Return of Advances	0.00	0.00	0.00	
TOTAL RESOURCES	81,795,246.18	0.00	81,795,246.18	

GENERAL FUND APPROPRIATION	Prior Appropriation	Increase/ Decrease	Amended Appropriation
Salaries/Benefits	35,684,067.00	0.00	35,684,067.00
Supplies	1,046,388.00	0.00	1,046,388.00
Purchased/Contracted Services	10,134,301.00	0.00	10,134,301.00
Library Materials/ Information	10,344,305.00	0.00	10,344,305.00
Capital Outlay	725,513.00	0.00	725,513.00
Other Objects	108,815.00	0.00	108,815.00
SUBTOTAL OPERATING	58,043,389.00	0.00	58,043,389.00
Transfers/Advances	0.00	0.00	0.00
TOTAL APPROPRIATION	58,043,389.00	0.00	58,043,389.00

(1) Certificate dated January 18, 2011

(2) Certificate dated April 5, 2011

(3) \$23,751,856.29 unencumbered cash carried forward (plus \$6,311,374.77 encumbered cash.)

**CLEVELAND PUBLIC LIBRARY
2011 APPROPRIATION: THIRD AMENDMENT
APRIL 21, 2011**

SPECIAL REVENUE FUNDS	Prior Fund Balance	Increase/ Decrease	Amended Fund Balance
Anderson	169,492.50	0.00	169,492.50
Endowment for the Blind	1,375,391.48	0.00	1,375,391.48
Founders	1,797,145.92	53,990.00	1,851,135.92
Kaiser	40,238.89	0.00	40,238.89
Kraley	140,583.80	0.00	140,583.80
Library	160,252.51	0.00	160,252.51
Pepke	87,619.01	0.00	87,619.01
Wickwire	998,638.86	0.00	998,638.86
Wittke	59,386.26	0.00	59,386.26
Young	2,755,399.78	0.00	2,755,399.78
Friends	22,950.00	0.00	22,950.00
Judd	200,000.00	0.00	200,000.00
Lockwood Thompson	297,323.06	0.00	297,323.06
Ohio Center for the Book	958.00	0.00	958.00
Schweinfurth	56,899.53	0.00	56,899.53
Cleveland NCA Kiosks	9,906.51	0.00	9,906.51
Bill & Melinda Gates	128,881.22	0.00	128,881.22
Harvard Kiosk	7,260.43	0.00	7,260.43
LBPH - LSTA	228,891.00	0.00	228,891.00
KnowItNow-LSTA	224,483.12	0.00	224,483.12
MyCom Grant	536,800.36	0.00	536,800.36
TOTAL SPECIAL REVENUE	9,298,502.24	53,990.00	9,352,492.24 (4)

CAPITAL PROJECTS FUNDS	Prior Fund Balance	Increase/ Decrease	Amended Fund Balance
BUILDING & REPAIR	9,965,917.79	0.00	9,965,917.79 (5)

(4) \$10,266,313 unencumbered cash carried forward (plus \$607,687 encumbered cash.) \$1,578,236 additional revenue. Non-expendable principal amounts of \$2,492,057 in Anderson, Founders and Wickwire Funds are included in the certified fund balances but are not included in appropriated amounts.

(5) \$9,965,918 unencumbered cash carried forward (plus \$235,640 encumbered cash.) \$-0- additional revenue.

**CLEVELAND PUBLIC LIBRARY
2011 APPROPRIATION: THIRD AMENDMENT
APRIL 21, 2011**

PERMANENT FUNDS	Prior Fund Balance	Increase/ Decrease	Amended Fund Balance
Abel	150,917.69	0.00	150,917.69
Ambler	1,345.77	0.00	1,345.77
Beard	96,381.44	0.00	96,381.44
Klein	3,163.83	0.00	3,163.83
Malon/Schroeder	96,938.71	0.00	96,938.71
McDonald	117,279.08	0.00	117,279.08
Ratner	56,750.50	0.00	56,750.50
Root	20,625.23	0.00	20,625.23
Sugarman	16,591.69	0.00	16,591.69
Thompson	69,864.58	0.00	69,864.58
Weidenthal	4,056.48	0.00	4,056.48
White	1,213,127.60	0.00	1,213,127.60
TOTAL PERMANENT	1,847,042.60	0.00	1,847,042.60 (6)

(6) \$1,821,242 unencumbered cash carried forward (plus \$2,800 encumbered cash.) \$25,800 additional revenue. Non-expendable principal amounts (\$717,035) are not included in either the certified fund balances or the appropriated amounts.

Form Prescribed by the Bureau of Inspection and Supervision of Public Offices.
County Auditor's Form No. 139

AMENDED OFFICIAL CERTIFICATE OF ESTIMATED RESOURCES
Based on 81.05% current collection of current levy for previous tax year.
Revised Code 5705.36 (Library)

Office of the Budget Commission, Cuyahoga County, Ohio.

Cleveland, Ohio

April 5, 2011

To the Board of Library Trustees of the: Cleveland Library

The following is the amended official certificate of estimated resources for the fiscal year beginning January 1st, 2011, as revised by the Budget Commission of said County, which shall govern the total of appropriations appropriations made at any time during such fiscal year:

Fund	Unencumbered Balance Jan. 1, 2011	General Property Tax	PLF	Other Sources	Total
General Fund	23,751,856.29	29,214,496.00	21,799,456.89	7,029,437.00	81,795,246.18
Special Revenue	10,266,313.74			1,578,236.00	11,844,549.74
Capital	9,965,917.79			0.00	9,965,917.79
Permanent	1,821,242.60			25,800.00	1,847,042.60
Totals/Subtotals	45,805,330.42	29,214,496.00	21,799,456.89	8,633,473.00	105,452,756.31

<u>Mark Park</u>	Budget	<u>Ed. FitzGerald</u>
<u>Bonnie Oliver</u>	Commission	<u>Aprill</u>

CLEVELAND PUBLIC LIBRARY
MONTHLY FINANCIAL STATEMENT OF FISCAL OFFICER TO BOARD OF LIBRARY TRUSTEES
FOR THE PERIOD JANUARY 1 – MARCH 31, 2011

Deputy *A. Henicky*
FISCAL OFFICER, BOARD OF LIBRARY TRUSTEES

Cleveland Public Library
Revenues, Expenditures and Changes in Fund Balance
For the Period Ending March 31, 2011

	<u>General Fund</u>	<u>Special Revenue</u>	<u>Capital Projects</u>	<u>Permanent</u>	<u>Total</u>
41 Taxes	12,798,104.08	0.00	0.00	0.00	12,798,104.08
42 Intergovernmental	5,669,560.23	137,125.24	0.00	0.00	5,806,685.47
43 Fines & Fees	115,984.24	0.00	0.00	0.00	115,984.24
44 Investment Earnings	80,396.04	519.44	0.00	4,877.86	85,793.34
45 Charges for Services	593,168.09	0.00	0.00	0.00	593,168.09
46 Contributions & Donations	0.00	214,591.47	0.00	0.00	214,591.47
48 Miscellaneous Revenue	11,037.45	7,693.26	0.00	0.00	18,730.71
Total Revenues	\$ 19,268,250.13	\$ 359,929.41	\$ 0.00	\$ 4,877.86	\$ 19,633,057.40
51 Salaries/Benefits	8,322,520.15	60,202.32	0.00	0.00	8,382,722.47
52 Supplies	308,264.61	11,845.29	0.00	0.00	320,109.90
53 Purchased/Contracted Services	2,428,501.58	164,873.70	0.00	0.00	2,593,375.28
54 Library Materials	2,415,637.09	35,920.36	0.00	6,291.03	2,457,848.48
55 Capital Outlay	217,586.17	6,677.45	131,783.13	0.00	356,046.75
57 Miscellaneous Expenses	28,617.63	0.00	0.00	0.00	28,617.63
Total Expenditures	\$ 13,721,127.23	\$ 279,519.12	\$ 131,783.13	\$ 6,291.03	\$ 14,138,720.51
Revenue Over/(Under) Expenditures	\$ 5,547,122.90	\$ 80,410.29	\$(131,783.13)	\$(1,413.17)	\$ 5,494,336.89
91 Sale of Capital Assets	0.00	0.00	0.00	0.00	0.00
98 Advances	0.00	0.00	0.00	0.00	0.00
99 Transfers	0.00	0.00	0.00	0.00	0.00
Total Other Sources / Uses	\$ 0.00	\$ 0.00	\$ 0.00	\$ 0.00	\$ 0.00
Revenue & Other Sources Over/(Under) Expenditures & Other Uses	\$ 5,547,122.90	\$ 80,410.29	\$(131,783.13)	\$(1,413.17)	\$ 5,494,336.89
Beginning Year Cash Balance	\$ 30,063,231.06	\$ 10,874,001.06	\$ 10,201,558.02	\$ 2,541,077.54	\$ 53,679,867.68
Current Cash Balance	\$ 35,865,559.69	\$ 10,954,411.35	\$ 10,069,774.89	\$ 2,539,664.37	\$ 59,429,410.30

Cleveland Public Library
 Appropriation, Expenditures and Balances
 General Fund
 For the Period Ending March 31, 2011

	Current Year Appropriation	Total Appropriated Funds	Current Year Expenditures	Encumbered and Unpaid	Unencumbered Balance
51110 Professional Salaries	11,166,991.00	11,552,488.97	2,481,879.48	0.00	9,070,609.49
51120 Clerical Salaries	10,282,550.00	10,644,749.89	2,268,188.63	0.00	8,376,561.26
51130 Non-Clerical Salaries	1,159,770.00	1,201,088.55	272,461.54	0.00	928,627.01
51140 Buildings Salaries	3,739,466.00	3,874,639.22	874,653.08	0.00	2,999,986.14
51150 Other Salaries	1,298,485.00	1,344,739.26	296,769.42	0.00	1,047,969.84
51180 Severance Pay	0.00	81,503.11	91,383.13	0.00	(9,880.02)
51190 Non-Base Pay	0.00	1,035.58	30,710.75	0.00	(29,675.17)
51400 OPERS	3,864,245.00	4,000,841.59	878,429.11	0.00	3,122,412.48
51610 Health Insurance	3,218,053.00	3,351,947.41	801,551.84	0.00	2,550,395.57
51620 Life Insurance	46,771.00	50,465.47	11,607.69	0.00	38,857.78
51630 Workers Compensation	220,000.00	440,000.00	219,375.77	0.00	220,624.23
51640 Unemployment Compensation	47,248.00	73,183.70	22,006.60	42,439.81	8,737.29
51650 Medicare - ER	316,421.00	328,233.71	72,247.20	0.00	255,986.51
51900 Other Benefits	0.00	324,839.46	1,255.91	4,044.09	319,539.46
Salaries/Benefits	35,360,000.00	\$ 37,269,755.92	\$ 8,322,520.15	\$ 46,483.90	\$ 28,900,751.87
52110 Office Supplies	48,845.00	52,217.57	8,150.07	7,169.93	36,897.57
52120 Stationery	104,365.00	103,240.80	20,118.81	9,786.24	73,335.75
52130 Duplication Supplies	74,040.00	75,316.54	8,031.52	1,325.30	65,959.72
52140 Hand Tools	3,950.00	5,176.27	18.79	1,226.27	3,931.21
52150 Book Repair Supplies	108,875.00	113,585.06	18,068.45	40,297.39	55,219.22
52210 Janitorial Supplies	106,300.00	123,750.09	23,539.05	11,930.72	88,280.32
52220 Electrical Supplies	62,220.00	62,934.07	13,457.42	14,321.78	35,154.87
52230 Maintenance Supplies	148,275.00	272,385.41	143,606.96	46,661.48	82,116.97
52240 Uniforms	9,250.00	9,449.94	49.50	1,299.94	8,100.50
52300 Motor Vehicle Supplies	95,500.00	100,892.33	17,272.55	63,675.90	19,943.88
52900 Other Supplies	275,265.00	332,630.48	55,951.49	65,000.83	211,678.16
Supplies	1,036,885.00	\$ 1,251,578.56	\$ 308,264.61	\$ 262,695.78	\$ 680,618.17

Cleveland Public Library
 Appropriation, Expenditures and Balances
 General Fund
 For the Period Ending March 31, 2011

	Current Year Appropriation	Total Appropriated Funds	Current Year Expenditures	Encumbered and Unpaid	Unencumbered Balance
53100	35,000.00	46,305.63	11,308.61	34,977.02	20.00
53210	613,524.00	711,553.94	177,371.22	432,993.39	101,189.33
53230	144,225.00	147,336.26	19,188.10	100,862.50	27,285.66
53240	217,923.85	305,256.97	66,324.74	94,284.37	144,647.86
53310	142,710.00	211,026.15	28,899.73	76,850.14	105,276.28
53320	36,870.00	45,802.80	9,002.40	11,121.31	25,679.09
53340	140,500.00	153,885.89	20,335.53	81,925.06	51,625.30
53350	328,386.00	448,357.97	98,304.58	59,777.33	290,276.06
53360	874,306.00	891,670.13	570,784.65	13,936.00	306,949.48
53370	23,000.00	32,040.26	11,801.82	11,184.87	9,053.57
53380	870,000.00	893,746.69	213,326.21	679,491.61	928.87
53390	20,000.00	24,852.00	0.00	24,852.00	0.00
53400	453,900.00	456,144.00	2,658.00	2,244.00	451,242.00
53510	116,900.00	152,862.70	30,999.39	88,724.11	33,139.20
53520	317,150.00	345,533.27	34,127.57	34,345.32	277,060.38
53610	2,239,350.00	2,367,460.82	493,293.27	1,806,270.85	67,896.70
53620	338,900.00	355,069.74	131,851.90	164,624.55	58,593.29
53630	843,200.00	1,040,037.28	161,805.06	881,491.52	(3,259.30)
53640	106,525.00	131,721.57	11,597.60	116,348.48	3,775.49
53710	1,049,596.15	1,544,121.30	268,403.93	701,801.77	573,915.60
53720	860,000.00	1,345,392.62	0.00	485,392.62	860,000.00
53800	254,700.00	324,161.50	60,566.02	230,433.72	33,161.76
53900	15,600.00	15,726.25	6,551.25	5,723.00	3,452.00
	10,042,266.00	\$ 11,990,065.74	\$ 2,428,501.58	\$ 6,139,655.54	\$ 3,421,908.62
54110	3,756,443.00	4,551,106.25	683,134.23	839,902.33	3,028,069.69
54120	682,000.00	1,008,627.00	140,234.09	318,701.44	549,691.47
54210	1,374,955.00	1,742,747.63	62,709.47	327,175.58	1,352,862.58

Cleveland Public Library
 Appropriation, Expenditures and Balances
 General Fund
 For the Period Ending March 31, 2011

	Current Year Appropriation	Total Appropriated Funds	Current Year Expenditures	Encumbered and Unpaid	Unencumbered Balance
54220	Microforms	267,068.73	806.00	27,433.73	238,829.00
54310	Video Media	1,676,025.40	546,344.91	382,477.74	747,202.75
54320	Audio Media - Spoken	268,987.81	43,208.41	56,988.06	168,811.34
54325	Audio Media - Music	671,229.71	104,155.11	109,949.92	457,124.68
54350	Computer Media	382,583.80	188,390.88	116,609.15	77,583.77
54500	Database Services	1,843,610.53	608,935.59	218,925.17	1,015,749.77
54600	Interlibrary Loan	6,890.98	1,596.39	5,304.50	(9.91)
54710	Bookbinding	103,052.00	1,695.10	62,356.90	39,000.00
54720	Preservation Services	140,074.89	16,075.61	70,998.66	53,000.62
54730	Preservation Boxing	10,467.96	4,175.11	5,792.85	500.00
54790	Preservation Reformatting	94,818.38	14,176.19	27,145.26	53,496.93
54900	Other Library Materials	500.00	0.00	0.00	500.00
	Library Materials	\$ 12,767,791.07	\$ 2,415,637.09	\$ 2,569,741.29	\$ 7,782,412.69
55510	Furniture	214,393.52	5,030.85	96,960.52	112,402.15
55520	Equipment	129,581.30	37,787.90	37,496.80	54,296.60
55530	Computer Hardware/Software	619,230.79	174,767.42	46,078.10	398,385.27
	Capital Outlay	\$ 963,205.61	\$ 217,586.17	\$ 180,535.42	\$ 565,084.02
57100	Memberships	65,046.00	22,818.60	38,030.40	4,197.00
57200	Taxes	1,762.21	160.86	500.00	1,101.35
57500	Refunds/Reimbursements	45,558.66	5,638.17	15,239.45	24,681.04
	Miscellaneous Expenses	\$ 112,366.87	\$ 28,617.63	\$ 53,769.85	\$ 29,979.39
	Advances	\$ 0.00	\$ 0.00	\$ 0.00	\$ 0.00
	Transfers	\$ 0.00	\$ 0.00	\$ 0.00	\$ 0.00
	TOTAL	\$ 64,354,763.77	\$ 13,721,127.23	\$ 9,252,881.78	\$ 41,380,754.76

Cleveland Public Library
 Revenue, Expenditures and Changes in Fund Balances
 For the Period Ending March 31, 2011

	Beginning Year Balance	Year to Date Receipts	Year to Date Expenditures	Year to Date Encumbrances	Unencumbered Balance
101 General Fund	30,063,231.06	19,268,250.13	13,721,127.23	9,252,881.78	26,357,472.18
Total General Fund	\$ 30,063,231.06	\$ 19,268,250.13	\$ 13,721,127.23	\$ 9,252,881.78	\$ 26,357,472.18
201 Anderson	189,635.01	0.00	0.00	0.00	189,635.01
202 Endowment for the Blind	1,375,391.48	0.00	0.00	0.00	1,375,391.48
203 Founders	4,260,062.08	50,388.50	52,520.81	68,321.40	4,189,608.37
204 Kaiser	40,238.89	0.00	0.00	0.00	40,238.89
205 Kralley	140,583.80	0.00	0.00	0.00	140,583.80
206 Library	156,094.60	2,938.25	377.42	376.19	158,279.24
207 Pepke	87,619.01	0.00	0.00	0.00	87,619.01
208 Wickwire	999,204.65	519.44	0.00	8,530.00	991,194.09
209 Wittke	59,386.26	0.00	0.00	0.00	59,386.26
210 Young	2,720,399.78	10,660.97	0.00	0.00	2,731,060.75
225 Friends	6,850.00	4,700.00	600.00	0.00	10,950.00
226 Judd	7,800.74	51,038.75	33,183.44	49,047.14	(23,391.09)
228 Lockwood Thompson Memorial	394,168.37	0.00	14,811.43	205,402.34	173,954.60
229 Ohio Center for the Book	58.00	0.00	0.00	0.00	58.00
230 Schweinfurth	10,799.07	40,265.00	15,770.00	3,469.54	31,824.53
242 Cleveland NCA Kiosk	10,362.81	0.00	689.03	2,099.26	7,574.52
243 Gates Foundation	74,281.22	54,600.00	0.00	0.00	128,881.22
244 Harvard CS Kiosk Project	7,522.28	0.00	121.30	940.55	6,460.43
251 LSTA-Library for the Blind	4,999.00	0.00	4,961.51	49.99	(12.50)
252 LSTA-Know It Now	200,764.82	116,156.59	93,874.32	134,822.53	88,224.56
253 MetLife-Fit for Life II	6,677.45	0.00	6,677.45	0.00	0.00
254 MyCom	121,101.74	28,661.91	55,932.41	42,367.38	51,463.86
Total Special Revenue Funds	\$ 10,874,001.06	\$ 359,929.41	\$ 279,519.12	\$ 515,426.32	\$ 10,438,985.03
401 Building & Repair	10,201,558.02	0.00	131,783.13	91,128.73	9,978,646.16

Cleveland Public Library
 Revenue, Expenditures and Changes in Fund Balances
 For the Period Ending March 31, 2011

	Beginning Year Balance	Year to Date Receipts	Year to Date Expenditures	Year to Date Encumbrances	Unencumbered Balance
Total Capital Project Funds	\$ 10,201,558.02	\$ 0.00	\$ 131,783.13	\$ 91,128.73	\$ 9,978,646.16
501 Abel	160,917.69	0.00	0.00	0.00	160,917.69
502 Ambler	1,545.77	0.00	0.00	0.00	1,545.77
503 Beard	107,080.37	0.00	0.00	1,813.00	105,267.37
504 Klein	3,663.83	0.00	0.00	0.00	3,663.83
505 Malon/Schroeder	206,938.71	0.00	0.00	0.00	206,938.71
506 McDonald	126,210.68	0.00	0.00	0.00	126,210.68
507 Ratner	61,750.50	0.00	0.00	0.00	61,750.50
508 Root	26,625.23	0.00	0.00	0.00	26,625.23
509 Sugarman	164,969.13	0.00	0.00	0.00	164,969.13
510 Thompson	113,618.33	0.00	0.00	0.00	113,618.33
511 Weidenthal	4,556.48	0.00	0.00	0.00	4,556.48
512 White	1,563,200.82	4,877.86	6,291.03	294.18	1,561,493.47
Total Permanent Funds	\$ 2,541,077.54	\$ 4,877.86	\$ 6,291.03	\$ 2,107.18	\$ 2,537,557.19
Total All Funds	\$ 53,679,867.68	\$ 19,633,057.40	\$ 14,138,720.51	\$ 9,861,544.01	\$ 49,312,660.56

**Cleveland Public Library
 Depository Balance Detail
 For the Period Ending March 31, 2011**

Balance of All Funds	<u><u>\$ 59,429,410.30</u></u>
Chase-Checking	8,631.26
PNC-Checking	0.00
KeyBank-Concentration Acct	0.00
KeyBank-Checking (ZBA)	4,620,305.95
KeyBank-MC/VISA	46,592.23
Fifth Third - Checking	455,743.44
Petty Cash	330.00
Change Fund	5,420.00
KeyBank-Payroll Account (ZBA)	0.00
KeyBank-Savings Bond Acct	0.00
Cash in Library Treasury	<u><u>\$ 5,137,022.88</u></u>
PNC - Money Market	10,007.28
PNC - Investments	33,690,925.14
PNC/Allegiant Money Market	269,259.96
KeyBank - Victory Fund	0.00
STAR OHIO Investment	8,168,520.35
Investments	<u><u>\$ 42,138,712.73</u></u>
PNC Endowment Acct	12,153,674.69
Endowment Account	<u><u>\$ 12,153,674.69</u></u>
Cash in Banks and On Hand	<u><u>\$ 59,429,410.30</u></u>



CLEVE PUB LIB ENDMT CONS
MANAGED ACCOUNT

Account number 21-75-501-4453885
March 31, 2011

DATE	DESCRIPTION	AMOUNT	BALANCE
09/18/1997	PNC BANK NA AS AGENT UNDER AGREEMENT DATED 09/18/1997 FOR THE CLEVELAND PUBLIC LIBRARY ENDOWMENT FUND		

PNC BANK NA AS AGENT UNDER
AGREEMENT DATED 09/18/1997 FOR
THE CLEVELAND PUBLIC LIBRARY
ENDOWMENT FUND CONS



CLEVE PUB LIB ENDMT CONS
MANAGED ACCOUNT SUMMARY

Your PNC Managed Account

Account number 21-75-501-4453885
March 31, 2011

Asset manager	Investment style	Manager number	% of portfolio	Value on 01/01/11	Investment income	Other additions	Other disbursements	Cash transfers	Fees and charges of investments	Change in value of investments	Current account value
PNC CAPITAL ADVISOR	Large cap core	073	23.7%	\$3,398,799	26,284	\$27,900	-\$10,379	\$12,000	-\$182,317	\$182,317	\$3,554,839
PNC CAPITAL ADVISOR	Taxable intermediate	880	43.7%	6,181,191	44,481	-12,000	-	-	360,811	360,811	6,556,287
		573	32.9%	4,897,881	\$70,766.33	-\$39,900.00	-\$10,379.20	\$12,000.00	\$510,000.43		\$15,021,042.31
				\$14,477,873.10	\$681.65						\$40,139.74
				\$44,022.15							\$15,061,182.05
				\$14,521,895.25							

Note: amounts reflected on this page represent activity from 01/01/11 through 03/31/11



CLEVE PUB LIB ENDMT CONS
INVESTMENT MANAGEMENT STATEMENT

Account number 21-75-501-4453885
January 1, 2011 - March 31, 2011

Page 1 of 101

Total portfolio value

Total portfolio value on March 31	\$15,021,042.31
Total portfolio value on January 1	14,477,873.10
Total change in value	\$543,169.21

Bulletin board

Purchase/Sale Advice: PNC Bank effects transactions in your account of which you are entitled to receive written notification at the time and in the form agreed to in writing by each party, and at no additional charge to you. Unless you direct PNC Bank otherwise in writing, you agree to accept your periodic account statement, which lists all securities transactions, receipts and disbursements during the period, together with a listing of the assets held in your accounts, in lieu of receiving copies of each transactional advice.

www.pnc.com

Your Relationship Managers

Barry F. Lenahan
PNC
1900 E 9TH ST
Cleveland, OH 44114
(216) 222-3665
barry.lenahan@pnc.com

William Mitchner
PNC
1900 E 9TH ST
Cleveland, OH 44114
(216) 222-3374
william.mitchner@pnc.com

Timothy McDonough
PNC
1900 E 9TH ST
Cleveland, OH 44114
(216) 222-2576
timothy.mcdonough@pnc.com

PNC BANK NA AS AGENT UNDER
AGREEMENT DATED 09/18/1997 FOR
THE CLEVELAND PUBLIC LIBRARY
ENDOWMENT FUND CONS

Investment policy and market outlook

Investment objective: 100% Equity 00% Fixed

Forecasting the short-term movement of stocks in a normal environment is a fool's errand, but recent market volatility should have reinforced that notion to an even greater degree. PNC recommends that investors focus on what is in their control and knowable—their asset allocation considering their long-term goals; risk tolerance; investment holding period; expected liabilities; and cash flows.

At times like these investors should work with their advisors to select a suitable asset allocation to provide an appropriate level of assets and cash flow to ride out any volatility in the financial markets while balancing the needs to grow real purchasing power to reach financial goals.

About your account

The PNC Financial Services Group, Inc. ("PNC") provides investment and wealth management fiduciary services, FDIC-insured banking products and services and lending and borrowing of funds through its subsidiary, PNC Bank, National Association, which is a Member FDIC, and provides certain fiduciary and agency services through PNC Delaware Trust Company.

Securities products and brokerage services are offered through PNC Investments LLC, a registered broker-dealer and member of FINRA and SIPC. Insurance products and advice may be provided by PNC Insurance Services, LLC, and/or National City Insurance Group, Inc., licensed insurance agency affiliates of PNC, or by licensed insurance agencies that are not affiliated with PNC; in either case a licensed insurance affiliate will receive compensation if you choose to purchase insurance through these programs. A decision to purchase insurance will not affect the cost or availability of other products or services from PNC or its affiliates. PNC does not provide legal, tax or accounting advice.

The securities in this account, including shares of mutual funds, are not bank deposits. PNC Bank and other banks do not guarantee these securities, the FDIC does not insure them nor does any government agency or government-sponsored agency of the federal government or any state. Securities involve investment risks, including the possible loss of the amount invested.

In addition, the shares of any mutual fund in this account are not obligations of any bank, nor are they issued or endorsed by any bank or guaranteed by the FDIC or any other government agency or government-sponsored agency of the federal government or any state.

NOTICE OF LIMITATION OF LIABILITY - Trust Accounts

An action for breach of trust based on matters disclosed in a trust accounting or other written reports of the trustee -- such as this statement -- may be subject to a statute of limitations, limiting your right to sue, measured as follows, from either the date the trust accounting, statement or written report is mailed or received. If you have questions regarding your rights, please contact your attorney.

DC: 1 year from mailing IL: 3 years from receipt OH: 2 years from mailing
DE: 2 years from receipt MI: 1 year from mailing PA: 30 months from receipt
FL: 6 months from receipt MO: 1 year from mailing VA: 1 year from mailing

See pnc.com for the latest updates about our investing strategies.



Summary

Portfolio value

	Principal	Income	Total
Income on March 31	\$162,206.26	\$14,858,836.05	\$15,021,042.31
Income on January 1	101,819.13	14,376,053.97	14,477,873.10
Change in value	\$60,387.13	\$482,782.08	\$543,169.21

Portfolio value by asset class

	Value Mar. 31	Value Jan. 1	Change in value	Tax cost*
Income	\$162,206.26	\$101,819.13	\$60,387.13	\$162,206.26
Cash equivalents				
Principal				
Cash equivalents	\$82,538.62	\$173,360.88	-\$90,822.26	\$82,538.62
Fixed income	4,845,030.64	4,780,171.08	64,859.56	4,786,057.02
Equities	9,931,266.79	9,422,522.01	508,744.78	7,360,777.60
Total	\$15,021,042.31	\$14,477,873.10	\$543,169.21	\$12,391,579.50

* We use tax cost to calculate the cost of your portfolio. When this information is not available for all assets, your portfolio's tax cost may be understated. To determine if we have tax cost information for all your assets, call Barry F. Lenahan your Account Advisor.

Summary

Change in account value

Beginning account value	\$14,521,895.25	From Jan. 1, 2011 \$14,521,895.25
Additions		
Investment income	\$70,766.33	\$70,766.33
Other receipts	681.65	681.65
Disbursements		
Cash distributions	-\$39,900.00	-\$39,900.00
Fees and charges	- 10,379.20	- 10,379.20
Account to account transfers	12,000.00	12,000.00
Change in value of investments	510,000.43	510,000.43
Net accrued income	- 3,882.41	- 3,882.41
Ending account value	\$15,061,182.05	\$15,061,182.05

Gain/loss summary

	Net realized gain/loss	This period	From Jan. 1, 2011
Fixed income	\$15,784.03	\$15,784.03	\$15,784.03
Equities	166,449.30	166,449.30	166,449.30
Total	\$182,233.33	\$182,233.33	\$182,233.33

	Net unrealized gain/loss*
Since acquisition	\$58,973.62
	2,570,489.19
Total	\$2,629,462.81

* All unrealized gain/loss information is based on tax cost. When this information is not available for all assets, your portfolio's tax cost may be understated. To determine if we have tax cost information for all your assets, call Barry F Lenahan your Account Advisor.

Accrued income summary

Accrued income on March 31	\$40,139.74
Accrued income on January 01	44,022.15
Net accrued income	-\$3,882.41

Investment income summary

	This period	From Jan. 1, 2011	Estimated annual income	Accrued income this period
Income-cash equivalents	\$8.17	\$8.17	\$24.48	\$2.00
Interest-fixed income	44,477.88	44,477.88	163,650.56	34,277.67
Dividends-equities	26,280.28	26,280.28	110,941.74	5,860.07
Total	\$70,766.33	\$70,766.33	\$274,616.78	\$40,139.74

Summary

Transaction summary - measured by cash balance

	Income		Principal	
	This period	From Jan. 1, 2011	This period	From Jan. 1, 2011
Beginning cash balance	- \$11,351.33	- \$11,351.33	\$11,351.33	\$11,351.33
Additions				
Investment income	\$70,766.33	\$70,766.33	-	-
Sales and maturities	-	-	1,806,416.83	1,806,416.83
Other receipts	-	-	681.65	681.65
Disbursements				
Distributions	-	-	- \$39,900.00	- \$39,900.00
Purchases	- 70,765.99	- 70,765.99	- 1,768,819.62	- 1,768,819.62
Fees and charges	- 10,379.20	- 10,379.20	-	-
Account to account transfers	-	-	12,000.00	12,000.00
Ending cash balance	\$21,730.19	\$21,730.19	\$21,730.19	\$21,730.19
Change in cash	- \$10,378.86	- \$10,378.86	\$10,378.86	\$10,378.86

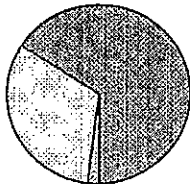
Transaction summary - measured by tax cost

Beginning tax cost	\$12,176,177.39	From Jan. 1, 2011	\$12,176,177.39
Additions			
Purchases	\$1,839,585.61		\$1,839,585.61
Securities received	93,778.42		93,778.42
Disbursements			
Sales	- \$1,624,183.50		- \$1,624,183.50
Securities delivered	- 93,778.42		- 93,778.42
Change in cash	-		-
Ending tax cost	\$12,391,579.50		\$12,391,579.50

Analysis

Asset allocation

	Mar. 31, 2011
Cash equivalents	1.63 %
Mutual funds	1.63 %
Fixed income	32.26 %
Corporate	15.81 %
US treasury	10.48 %
Agency	5.97 %
Equities	66.12 %
Stock	42.49 %
Mutual funds	23.63 %



Equity sectors

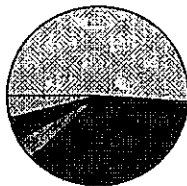
	Market value	% of equities	% of total portfolio
Industrials	\$765,062.88	11.99 %	5.09 %
Consumer discretionary	716,082.74	11.22 %	4.77 %
Consumer staples	626,303.90	9.81 %	4.17 %
Energy	793,477.90	12.43 %	5.28 %
Financial	929,172.00	14.56 %	6.19 %
Materials	265,140.02	4.15 %	1.77 %
Information technology	1,255,232.42	19.67 %	8.36 %
Utilities	146,114.00	2.29 %	0.97 %
Health care	747,575.93	11.71 %	4.98 %
Telecommunication services	138,064.30	2.16 %	0.92 %
Total	\$6,382,226.09	100.00 %	42.50 %

Analysis

Bond analysis

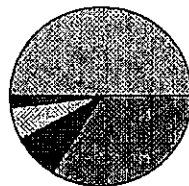
Bond rating

	Market Value	% of bonds	% of total portfolio
Moody's Aaa	\$2,475,783.26	51.10 %	16.48 %
Moody's Aa1	139,541.95	2.88 %	0.93 %
Moody's Aa2	204,418.20	4.22 %	1.36 %
Moody's Aa3	212,756.20	4.39 %	1.42 %
Other	1,812,531.03	37.41 %	12.07 %



Maturity schedule

Market value (% of bonds maturing in)	% of bonds	Corporate	US treasury and agency	Municipal	Other
Less than 1 year	6.22 %	-	\$301,184.10 (100.00 %)	-	-
1 - 5 years	50.16 %	921,470.88 (37.92 %)	1,508,553.20 (62.08 %)	-	-
6 - 10 years	33.59 %	1,447,891.70 (88.98 %)	179,381.79 (11.02 %)	-	-
11 - 15 years	2.42 %	4,929.70 (4.20 %)	112,313.08 (95.80 %)	-	-
16 or more years	7.62 %	-	369,306.19 (100.00 %)	-	-





Detail

Portfolio - income

Cash equivalents

Cash

Description	Market value last period	Current market value	% of total portfolio	Total tax cost	Avg. tax cost per unit	Unrealized gain/loss	Current yield	Estimated annual income	Accrued income
UNINVESTED CASH	Quantity	price per unit							
	-21,730.190	-\$21,730.19	-0.15%	-\$21,730.19					
		\$1,0000		\$1.00					

Mutual funds - money market

Description	Market value last period	Current market value	% of total portfolio	Total tax cost	Avg. tax cost per unit	Unrealized gain/loss	Current yield	Estimated annual income	Accrued income
PNC TREASURY MONEY MARKET FUND #431	Quantity	price per unit							
	44,481.940	\$44,481.94	0.30%	\$44,481.94			0.02%	\$4.45	\$0.33
PNC CAPITAL ADVISOR MONEY MARKET FUND #431	Quantity	price per unit							
	113,170.66	139,454.51	0.93%	139,454.51			0.02%	13.95	1.13
	139,454.510	1,0000		1.00					
Total mutual funds - money market		\$183,936.45	1.23%	\$183,936.45			0.01%	\$18.40	\$1.46

Total cash equivalents

		\$162,206.26	1.08%	\$162,206.26			0.01%	\$18.40	\$1.46
--	--	---------------------	--------------	---------------------	--	--	--------------	----------------	---------------



Detail

Portfolio - principal

Cash equivalents

Cash

Description	Market value last period	Quantity	Current market value	Current price per unit	% of total portfolio	Avg. tax cost per unit	Unrealized gain/loss	Current yield	Estimated annual income	Accrued income
UNINVESTED CASH	21,730.190		\$21,730.19	\$1.0000	0.15 %	\$1.00				

Mutual funds - money market

Description	Market value last period	Quantity	Current market value	Current price per unit	% of total portfolio	Avg. tax cost per unit	Unrealized gain/loss	Current yield	Estimated annual income	Accrued income
PNC TREASURY MONEY MARKET FUND #431	\$22,222.20	34,606.610	\$34,606.61	\$1.0000	0.24 %	\$34,606.61		0.01 %	\$3.46	\$0.21
PNC CAPITAL ADVISOR MONEY MARKET FUND #431	117,710.09	20,403.420	20,403.42	1.0000	0.14 %	20,403.42		0.01 %	2.04	0.28
PNC CAPITAL ADVISOR MONEY MARKET FUND #431	22,077.26	5,798.400	5,798.40	1.0000	0.04 %	5,798.40		0.02 %	0.58	0.05
21-75-073-4453885			\$60,808.43		0.41 %	\$60,808.43		0.01 %	\$6.08	\$0.54

Total mutual funds - money market

Total cash equivalents			\$82,538.62		0.55 %	\$82,538.62		0.01 %	\$6.08	\$0.54
------------------------	--	--	-------------	--	--------	-------------	--	--------	--------	--------

Detail

**Fixed income
Corporate bonds**

Description [Cusip]	Market value last period	Quantity	Current market value price per unit	% of total portfolio	Avg. tax cost per unit	Total tax cost	Unrealized gain/loss	Current yield	Estimated annual income	Accrued income
AMGEN INC SR UNSEC 03.450% DUE 10/01/2020 RATING: A3 [031162BD1] PNC CAPITAL ADVISOR	14,271.75 15,000	14,271.75 15,000	14,005.65 93.3710	0.10 %	14,944.35 99.63	- 938.70	3.70 %	517.50	280.31	
AVON PRODUCTS INC BONDS 04.800% DUE 03/01/2013 RATING: A2 [054303AT9] PNC CAPITAL ADVISOR	26,744.00 25,000	26,467.75 105.8710	0.18 %	24,963.75 99.86	1,504.00	4.54 %	1,200.00	100.00		
BB&T CORPORATION SR UNSEC 06.850% DUE 04/30/2019 RATING: A2 [05531FAB9] PNC CAPITAL ADVISOR	17,323.65 15,000	17,375.25 115.8350	0.12 %	18,414.30 122.76	- 1,039.05	5.92 %	1,027.50	430.98		
BP CAPITAL MARKETS PKC ISIN US055650BL14 03.625% DUE 05/08/2014 RATING: A2 [055650BL1] PNC CAPITAL ADVISOR	25,753.00 15,000	15,564.30 103.7620	0.11 %	14,488.35 96.59	1,075.95	3.50 %	543.75	215.99		
BMW VEHICLE LEASE TRUST SERIES 2010-1 CLASS A3 01.180% DUE 04/15/2013 RATING: AAA [055669AC9] PNC CAPITAL ADVISOR	49,939.26 50,000	50,400.00 100.8000	0.34 %	49,992.19 99.98	407.81	0.82 %	410.00	18.22		



Detail

Fixed income
 Corporate bonds

Description (Cusip)	Market value last period		Quantity	Current market value		% of total portfolio	Avg. tax cost per unit	Total tax cost	Unrealized gain/loss	Current yield	Estimated annual income	Accrued income
	Quantity	price per unit		Current	price per unit							
BANK OF NOVA SCOTIA												
SEDOL B3NRQ06 (SIN US0644149C886	15,000	14,924.25	15,000	99,495.0	14,976.00	0.10 %	99.84	- 51.75	4.40 %	656.25	142.19	
04.375% DUE 01/13/2021												
RATING: AA1												
[064149C88]												
PNC CAPITAL ADVISOR												
BERKSHIRE HATHAWAY FINANCE CORP	20,000	21,905.60	20,000	110,090.0	21,743.60	0.15 %	108.72	274.40	4.91 %	1,080.00	408.60	
CO GUARNT												
05.400% DUE 05/15/2018												
RATING: AA2												
[084664BE0]												
PNC CAPITAL ADVISOR												
BOTTLING GROUP LLC	25,000	27,295.25	25,000	108,714.0	27,951.45	0.19 %	111.81	- 772.95	4.72 %	1,281.25	270.49	
SR UNSECURED												
05.125% DUE 01/15/2019												
RATING: AA3												
[10138MAK1]												
PNC CAPITAL ADVISOR												
CAMPBELL SOUP CO	15,000	15,615.45	15,000	104,103.0	14,892.75	0.11 %	99.29	722.70	4.33 %	675.00	86.25	
SR UNSECURED												
04.500% DUE 02/15/2019												
RATING: A2												
[134429AT6]												
PNC CAPITAL ADVISOR												
CARMAX AUTO OWNER TR	13,828.480	14,031.76	13,828.480	101,470.0	14,203.37	0.10 %	102.71	- 171.61	4.07 %	569.73	25.32	
SERIES 2009-1 CLASS A3												
04.120% DUE 03/15/2013												
RATING: AAA												
[14312WAD5]												
PNC CAPITAL ADVISOR												

Detail

**Fixed income
Corporate bonds**

Description [Cusip]	Market value last period		Current market value		% of total portfolio	Total tax cost	Avg. tax cost per unit	Unrealized gain/loss	Current yield	Estimated annual income	Accrued income
	Quantity	Current price per unit	Current price per unit	Current price per unit							
PROGRESS ENERGY CAROLINA 1ST MTG 05.300% DUE 01/15/2019 RATING: A1 (144141CZ9)	22,222.60 20,000	21,863.80 109.3190	19,981.60 99.91	1,882.20	0.15 %	19,981.60 99.91	1,882.20	4.85 %	1,060.00	223.78	
PNC CAPITAL ADVISOR CATERPILLAR FIN SERV CRP NOTES SERIE MTN 07.050% DUE 10/01/2018 RATING: A2 (14912L4D0)	20,000	24,175.00 120.8750	24,384.00 121.92	-209.00	0.17 %	24,384.00 121.92	-209.00	5.84 %	1,410.00	3.92	
PNC CAPITAL ADVISOR CATERPILLAR INC NOTES 07.900% DUE 12/15/2018 RATING: A2 (149123BQ3)	15,000	19,150.95 127.6730	19,083.30 127.22	67.65	0.13 %	19,083.30 127.22	67.65	6.19 %	1,185.00	348.92	
PNC CAPITAL ADVISOR CISCO SYSTEMS INC SR UNSEC 04.950% DUE 02/15/2019 RATING: A1 (17275RAE2)	20,000	21,355.40 106.7770	21,312.80 106.56	42.60	0.15 %	21,312.80 106.56	42.60	4.64 %	990.00	128.50	
PNC CAPITAL ADVISOR CITIGROUP INC SR UNSEC 06.010% DUE 01/15/2015 RATING: A3 (172967FA4)	43,937.20 40,000	43,666.00 109.1650	43,892.40 109.73	-226.40	0.30 %	43,892.40 109.73	-226.40	5.51 %	2,404.00	707.84	
PNC CAPITAL ADVISOR											

Detail

Fixed income
Corporate bonds

Description (Cusip)	Market value last period		Quantity	Current market value		% of total portfolio	Avg. tax cost per unit	Total tax cost	Unrealized gain/loss	Current yield	Estimated annual income	Accrued income
	Quantity	price per unit		Current	price per unit							
CITIBANK CREDIT CARD ISSUANCE TR	102,280.00	102.0030	100,000	102,003.00	102.0030	0.68 %	102,578.12	102.58	- 575.12	2.21 %	2,250.00	612.50
SERIES 2009-A5 CLASS A5												
02.250% DUE 12/23/2014												
RATING: AAA												
(17305EER2)												
PNC CAPITAL ADVISOR												
Coca-Cola CO/THE	10,005.70	10.036.20	10,000	10,036.20	100.3620	0.07 %	10,000.00	100.00	36.20	0.37 %	36.30	4.64
SR UNSEC												
VAR % DUE 05/15/2012												
RATING: AA3												
(191216AQ3)												
PNC CAPITAL ADVISOR												
Coca-Cola ENTERPRISES	29,088.50	28,955.75	25,000	28,955.75	115.8230	0.20 %	29,223.75	116.90	- 268.00	6.37 %	1,843.75	143.40
NTS												
07.375% DUE 03/03/2014												
RATING: A3												
(191219BT0)												
PNC CAPITAL ADVISOR												
CONOCOPHILLIPS	62,648.85	62,042.75	55,000	62,042.75	112.8050	0.42 %	55,344.50	100.63	6,698.25	5.10 %	3,162.50	527.08
NOTES												
05.750% DUE 02/01/2019												
RATING: A1												
(20825CAR5)												
PNC CAPITAL ADVISOR												
RABOBANK NEDERLAND	29,027.70	28,931.10	30,000	28,931.10	96.4370	0.20 %	29,926.50	99.76	- 995.40	2.21 %	637.50	297.50
COM GTD ISIN US21685WBL00												
02.125% DUE 10/13/2015												
RATING: AAA												
(21685WBL0)												
PNC CAPITAL ADVISOR												

Detail

Fixed income
Corporate bonds

Description (CUSIP)	Market value last period		Current market value		Quantity	% of total portfolio	Avg. tax cost per unit	Total tax cost	Unrealized gain/loss	Current yield	Estimated annual income	Accrued income
	Current	price per unit	Current	price per unit								
JOHN DEERE CAPITAL CORP SR UNSECURED SER MTN 05.350% DUE 04/03/2018 RATING: A2 [24422EQR3]	27,636.00	27,572.75	110,291.0	27,572.75	25,000	0.19%	24,923.50	99.69	2,669.25	4.86%	1,337.50	661.32
PNC CAPITAL ADVISOR DEERE JOHN CAP CORP SR UNSEC 02.800% DUE 09/18/2017 RATING: A2 [24422EQZ5]	9,707.80	9,756.60	97,566.0	9,756.60	10,000	0.07%	9,981.70	99.82	-225.10	2.87%	280.00	10.11
PNC CAPITAL ADVISOR E I DU PONT DE NEMOURS BONDS 05.00% DUE 07/15/2013 RATING: A2 [263534BU2]	21,798.60	21,550.40	107,752.0	21,550.40	20,000	0.15%	19,801.60	99.01	1,748.80	4.65%	1,000.00	211.11
PNC CAPITAL ADVISOR DUKE ENERGY CAROLINAS 1ST MORTGAGE 05.250% DUE 01/15/2018 RATING: A1 [24442CAC8]	11,096.40	10,984.90	109,849.0	10,984.90	10,000	0.08%	9,966.00	99.66	1,018.90	4.78%	525.00	110.83
PNC CAPITAL ADVISOR GENERAL ELEC CAP CORP SR UNSEC 05.500% DUE 01/08/2020 RATING: AA2 [36962G4J0]	74,668.30	68,604.90	105,546.0	68,604.90	65,000	0.46%	70,430.00	108.35	-1,825.10	5.22%	3,575.00	824.24

Detail

**Fixed income
Corporate bonds**

Description (Cusip)	Market value last period		Quantity	Current market value		% of total portfolio	Avg. tax cost per unit	Total tax cost	Unrealized gain/loss	Current yield	Estimated annual income	Accrued income
	Quantity	price per unit		Current price per unit	Current value							
GENERAL ELEC CAPT CORP SUBORD 05.300% DUE 02/11/2021 RATING: AA3 (369622SM8)	5,000	5,069.20	5,000	101,384.0	100.86	0.04 %	5,042.80	100.86	26.40	5.23 %	265.00	36.81
PNC CAPITAL ADVISOR												
GENERAL ELEC CAP CORP FDIC GUARANTEED 02.125% DUE 12/21/2012 RATING: AAA (36967HAV9)	92,343.60 115,000	117,539.20 102,208.0			100.50	0.79 %	115,578.20	100.50	1,961.00	2.08 %	2,443.75	678.82
PNC CAPITAL ADVISOR												
GEORGIA POWER COMPANY NOTES 05.400% DUE 06/01/2018 RATING: A3 (373334JK8)	20,000	21,936.80	20,000	109,684.0	110.33	0.15 %	22,065.80	110.33	- 129.00	4.93 %	1,080.00	360.00
PNC CAPITAL ADVISOR												
GLAXOSMITHKLINE CAPITAL COM GTD ISIN US377372AD98 05.650% DUE 05/15/2018 RATING: A1 (377372AD9)	15,000	16,825.05	15,000	112,167.0	112.09	0.12 %	16,813.35	112.09	11.70	5.04 %	847.50	320.17
PNC CAPITAL ADVISOR												
GOLDMAN SACHS GROUP INC SR NOTES 06.150% DUE 04/01/2018 RATING: A1 (38141GFM1)	43,938.00 40,000	43,202.40 108,006.0	43,938.00 40,000	43,202.40 108,006.0	99.53	0.29 %	39,813.00	99.53	3,389.40	5.70 %	2,460.00	1,230.00
PNC CAPITAL ADVISOR												

Detail

**Fixed income
Corporate bonds**

Description [Cusip]	Market value last period		Quantity	Current market value		% of total portfolio	Avg. tax cost per unit	Total tax cost	Unrealized gain/loss	Current yield	Estimated annual income	Accrued income
	Quantity	price per unit		Current	price per unit							
HSBC HOLDING PLC	21,265.60	21,124.40	21,265.60	21,124.40	0.15 %	21,475.60	107.38	-351.20	4.98 %	1,050.00	317.92	
SUB NTS	20,000	105.6220	20,000	105.6220								
05.250% DUE 12/12/2012												
RATING: A1												
(404280AB5)												
PNC CAPITAL ADVISOR												
HEWLETT PACKARD CO	11,163.20	11,099.60	11,163.20	11,099.60	0.08 %	9,923.00	99.23	1,176.60	4.87 %	540.00	45.00	
SR UNSEC	10,000	110.9960	10,000	110.9960								
05.400% DUE 03/01/2017												
RATING: A2												
(428236AM5)												
PNC CAPITAL ADVISOR												
HEWLETT PACKARD CO	11,314.70	11,184.60	11,314.70	11,184.60	0.08 %	9,956.10	99.56	1,228.50	5.48 %	612.50	51.04	
NOTES	10,000	111.8460	10,000	111.8460								
06.125% DUE 03/01/2014												
RATING: A2												
(428236AT0)												
PNC CAPITAL ADVISOR												
HEWLETT PACKARD CO	19,565.40	19,155.00	19,565.40	19,155.00	0.13 %	19,965.40	99.83	-810.40	3.92 %	750.00	247.92	
SR UNSEC	20,000	95.7750	20,000	95.7750								
03.750% DUE 12/01/2020												
RATING: A2												
(428236BF9)												
PNC CAPITAL ADVISOR												
HONDA AUTO REC OWNER T	50,210.00	50,279.00	50,210.00	50,279.00	0.34 %	49,993.90	99.99	285.10	1.34 %	670.00	24.19	
SERIES 2010-2 CLASS A3	50,000	100.5580	50,000	100.5580								
01.340% DUE 03/18/2014												
RATING: AAA												
(43812KAC7)												
PNC CAPITAL ADVISOR												

Detail

**Fixed income
Corporate bonds**

Description (Cusip)	Market value last period		Quantity	Current market value		% of total portfolio	Avg. tax cost per unit	Total tax cost	Unrealized gain/loss	Current yield	Estimated annual income	Accrued income
	12/31/10	01/15/11		12/31/10	01/15/11							
HONDA AUTO RECEIVABLES OWNER TR SERIES 2009-2 CLASS A3 02.790% DUE 07/15/2013 NOT RATED (43812UACS)	17,306.52	12,852.070	17,306.52	12,975.32	100.9590	0.09 %	13,072.96	101.72	- 97.64	2.77 %	358.57	15.94
PNC CAPITAL ADVISOR												
HONDA AUTO RECEIVABLES OWNER TR SERIES 2011-1 CLASS A3 01.130% DUE 10/15/2014 RATING: AAA (43813TAC7)	30,000		30,000	29,979.00	99.9300	0.20 %	29,998.66	100.00	- 19.66	1.14 %	339.00	16.01
PNC CAPITAL ADVISOR												
HONEYWELL INTERNATIONAL SR UNSEC 04.250% DUE 03/01/2021 RATING: A2 (438516BA3)	20,000		20,000	20,049.40	100.2470	0.14 %	19,949.40	99.75	100.00	4.24 %	850.00	70.83
PNC CAPITAL ADVISOR												
JPMORGAN CHASE & CO SUB NT 06.125% DUE 06/27/2017 RATING: A1 (46625HGN4)	5,488.05	5,000	5,488.05	5,458.50	109.1700	0.04 %	5,627.85	112.56	- 169.35	5.62 %	306.25	79.97
PNC CAPITAL ADVISOR												
JP MORGAN CHASE & CO NOTES 06.000% DUE 01/15/2018 RATING: AA3 (46625HGY0)	55,821.00	50,000	55,821.00	54,768.00	109.5360	0.37 %	52,607.20	105.21	2,160.80	5.48 %	3,000.00	633.33
PNC CAPITAL ADVISOR												

Detail

**Fixed income
Corporate bonds**

Description (Cusip)	Market value last period		Quantity	Current market value		% of total portfolio	Avg. tax cost per unit	Total tax cost	Unrealized gain/loss	Current yield	Estimated annual income	Accrued income
	Quantity	price per unit		Current price per unit	Current							
JOHNSON & JOHNSON	22,708.20	22,322.80	20,000	111.6140	22,322.80	0.15 %	23,230.80	116.15	-908.00	4.62 %	1,030.00	217.44
SR NTS			20,000									
05.150% DUE 07/15/2018												
RATING: AAA												
[478160AU8]												
PNC CAPITAL ADVISOR												
JOHNSON & JOHNSON	28,567.20	28,115.40	30,000	93.7180	28,115.40	0.19 %	28,320.90	94.40	-205.50	3.15 %	885.00	79.75
SR UNSEC												
02.950% DUE 09/01/2020												
RATING: AAA												
[478160AW4]												
PNC CAPITAL ADVISOR												
KIMBERLY-CLARK												
SR NTS	20,000	24,905.80		124.5290	24,905.80	0.17 %	25,076.90	125.39	-171.10	6.03 %	1,500.00	625.00
07.500% DUE 11/01/2018												
RATING: A2												
[494348BD4]												
PNC CAPITAL ADVISOR												
LOWES COMPANIES INC	15,758.10	20,849.00		104.2450	20,849.00	0.14 %	20,172.05	100.86	676.95	4.44 %	925.00	426.53
SR NTS	20,000	104.2450			104.2450							
04.625% DUE 04/15/2020												
RATING: A1												
[548661CQ8]												
PNC CAPITAL ADVISOR												
MCDONALD'S, CORP.	17,321.25	17,136.00		114.2400	17,136.00	0.12 %	14,969.70	99.80	2,166.30	5.08 %	870.00	401.17
SR UNSEC	15,000	114.2400			114.2400							
05.800% DUE 10/15/2017												
RATING: A2												
[58013MEB6]												
PNC CAPITAL ADVISOR												

Detail

**Fixed income
Corporate bonds**

Description (Cusip)	Market value last period	Current market value		% of total portfolio	Unrealized gain/loss	Current yield	Estimated annual income	Accrued income
		Quantity	price per unit					
MC DONALDS CORP	16,417.80	16,272.30	16,272.05	0.11 %	- 456.75	4.61 %	750.00	125.00
SR UNSEC SERIES MTN 05.000% DUE 02/01/2019 RATING: A2	15,000	108,4820	111.53					
PNC CAPITAL ADVISOR								
MERCK & CO INC	34,816.95	34,041.70	34,894.30	0.23 %	- 852.60	3.99 %	1,356.25	418.18
SR UNSEC 03.875% DUE 01/15/2021 RATING: A1	35,000	97,2620	99.70					
PNC CAPITAL ADVISOR								
MERRILL LYNCH & CO NOTES SERIES MTN 06.875% DUE 04/25/2018 RATING: A2	16,387.80	16,683.90	16,275.00	0.12 %	408.90	6.19 %	1,031.25	446.87
15,000	111,2260	108.50						
PNC CAPITAL ADVISOR								
METLIFE INC	17,440.65	17,289.75	15,052.50	0.12 %	2,237.25	5.92 %	1,022.55	130.66
SR UNSEC SERIES A 06.817% DUE 08/15/2018 RATING: A3	15,000	115,2650	100.35					
PNC CAPITAL ADVISOR								
METLIFE INC GLOBAL 07.717% DUE 02/15/2019 RATING: A3	18,261.90	18,165.75	18,319.65	0.13 %	- 153.90	6.38 %	1,157.55	147.91
15,000	121,1050	122.13						
PNC CAPITAL ADVISOR								



Detail

Fixed income
 Corporate bonds

Description (Cusip.)	Market value last period		Quantity	Current market value		% of total portfolio	Avg. tax cost per unit	Total tax cost	Unrealized gain/loss	Current yield	Estimated annual income	Accrued income
	Quantity	price per unit		Current	price per unit							
MICROSOFT CORP	33,099.15	32,472.65	33,099.15	32,472.65	0.22%	34,697.60	-2,224.95	3.24%	1,050.00	536.67		
SR NOTES	35,000	92.7790	35,000	92.7790		99.14						
03.000% DUE 10/01/2020												
RATING: AAA												
[594918AH7]												
PNC CAPITAL ADVISOR												
MIDAMERICAN ENERGY CO	27,859.50	27,447.75	27,859.50	27,447.75	0.19%	28,105.75	-658.00	4.83%	1,325.00	58.89		
SR NTS	25,000	109.7910	25,000	109.7910		112.42						
05.300% DUE 03/15/2018												
RATING: A2												
[595620AH8]												
PNC CAPITAL ADVISOR												
MORGAN STANLEY	15,355.95	15,552.15	15,355.95	15,552.15	0.11%	15,421.05	131.10	4.59%	712.50	356.25		
SUB NTS	15,000	103.6810	15,000	103.6810		102.81						
04.750% DUE 04/01/2014												
RATING: A3												
[61748AAE6]												
PNC CAPITAL ADVISOR												
NATIONAL RURAL UTIL COOP	27,421.00	27,229.75	27,421.00	27,229.75	0.19%	25,001.20	2,228.55	5.05%	1,375.00	343.75		
NOTES	25,000	108.9190	25,000	108.9190		100.01						
05.500% DUE 07/01/2013												
RATING: A1												
[637432LM5]												
PNC CAPITAL ADVISOR												
NORTHERN TRUST CORP	9,550.10	9,482.60	9,550.10	9,482.60	0.07%	9,988.30	-505.70	3.64%	345.00	140.87		
SR UNSEC	10,000	94.8260	10,000	94.8260		99.88						
03.450% DUE 11/04/2020												
RATING: A1												
[665859AL8]												
PNC CAPITAL ADVISOR												

Detail

**Fixed income
Corporate bonds**

Description (Cusip I)	Market value last period		Current market value		% of total portfolio	Avg. tax cost per unit	Total tax cost	Unrealized gain/loss	Current yield	Estimated annual income	Accrued income
	Quantity	price per unit	Current price per unit	Current market value							
ONTARIO (PROVINCE OF) (ISIN US6832348D38 04.000% DUE 10/07/2019 RATING: AA1 [6832348D3])	25,635.00	25,236.25	100.9450	25,977.25	0.17 %	25,977.25	103.91	- 741.00	3.97 %	1,000.00	483.33
PNC CAPITAL ADVISOR											
ORACLE CORP SR UNSEC 05.000% DUE 07/08/2019 RATING: A2 [68389XAG0]	21,673.60	21,337.80	106.6890	19,925.40	0.15 %	19,925.40	99.63	1,412.40	4.69 %	1,000.00	230.56
PNC CAPITAL ADVISOR											
PECO ENERGY CO 1ST REF MORT 05.350% DUE 03/01/2018 RATING: A1 [693306AL1]	11,063.10	10,953.30	109.5330	9,983.20	0.08 %	9,983.20	99.83	970.10	4.89 %	535.00	44.58
PNC CAPITAL ADVISOR											
PRIVATE EXPORT FUNDING US GOVT GTD 02.250% DUE 12/15/2017 RATING: AAA [74265TDK5]	23,678.25	23,478.25	93.9130	24,937.75	0.16 %	24,937.75	99.75	- 1,459.50	2.40 %	562.50	165.63
PNC CAPITAL ADVISOR											
PROCTER & GAMBLE CO NTS 04.700% DUE 02/15/2019 RATING: AA3 [742718DN6]	16,274.55	16,207.35	108.0490	14,973.60	0.11 %	14,973.60	99.82	1,233.75	4.35 %	705.00	90.08
PNC CAPITAL ADVISOR											

Detail

**Fixed income
Corporate bonds**

Description [Cusip]	Market value last period	Quantity	Current market value	% of total portfolio	Avg. tax cost per unit	Total tax cost	Unrealized gain/loss	Current yield	Estimated annual income	Accrued income
PROCTER & GAMBLER CO THE	34,316.45	34,316.45	34,009.15	0.23 %	97.1690	34,713.70	- 704.55	1.86 %	630.00	232.75
SR UNSEC	35,000					99.18				
01.800% DUE 11/15/2015										
RATING: AA3										
[742718DS5]										
PNC CAPITAL ADVISOR										
PUBLIC SERVICE COLORADO	14,184.75	14,184.75	13,903.80	0.10 %	99.59	14,938.95	- 1,035.15	3.46 %	480.00	180.00
1ST MTG CALL 5/15/20 @ 100	15,000		92.6920							
03.200% DUE 11/15/2020										
RATING: A2										
[744448CD1]										
PNC CAPITAL ADVISOR										
ROYAL BANK OF CANADA	25,056.50	25,056.50	24,837.75	0.17 %	103.40	25,850.25	- 1,012.50	2.65 %	656.25	193.23
ISIN US78008KBS15 NOTES	25,000		99.3510							
02.625% DUE 12/15/2015										
RATING: AA1										
[78008KBS1]										
PNC CAPITAL ADVISOR										
SANDOFF-AVENTIS SR UNSEC	15,000	15,000	14,801.10	0.10 %	99.57	14,935.90	- 134.80	2.67 %	393.75	2.19
ISIN US80105NAD75 SEDOL B460025			98.6740							
02.625% DUE 03/29/2016										
RATING: A2										
[80105NAD7]										
PNC CAPITAL ADVISOR										
SHELL INTERNATIONAL FIN	20,889.40	20,889.40	20,544.80	0.14 %	99.89	19,978.40	566.40	4.19 %	860.00	21.50
COMP GUAR	20,000		102.7240							
04.300% DUE 09/22/2019										
RATING: AA1										
[822582AJ1]										
PNC CAPITAL ADVISOR										

Detail

**Fixed income
Corporate bonds**

Description (Cusip)	Market value last period	Current market value		% of total portfolio	Total tax cost	Unrealized gain/loss	Current yield	Estimated annual income	Accrued income
		Quantity	Current price per unit						
STATE STREET CAPITAL TRU	15,314.10	15,258.30	101.7220	0.11 %	14,978.40	279.90	2.12 %	322.50	135.27
FDIC GUARANTEEED	15,000				99.86				
02.150% DUE 04/30/2012									
RATING: AAA									
(85748KAA1)									
PNC CAPITAL ADVISOR									
SYSCO CORPORATION	10,968.00	10,931.10	109.3110	0.08 %	9,931.00	1,000.10	4.81 %	525.00	71.46
SR UNSECURED	10,000				99.31				
05.250% DUE 02/12/2018									
RATING: A1									
(871829AL1)									
PNC CAPITAL ADVISOR									
TARGET CORP	19,932.40	19,551.20	97.7560	0.14 %	19,949.55	- 398.35	3.97 %	775.00	163.61
SR UNSEC	20,000				99.75				
03.875% DUE 07/15/2020									
RATING: A2									
(87612EAV8)									
PNC CAPITAL ADVISOR									
THERMO FISHER SCIENTIFIC	15,000	15,291.30	101.9420	0.11 %	15,513.15	- 221.85	3.14 %	480.00	200.00
SR NTS					103.42				
03.200% DUE 05/01/2015									
RATING: A3									
(883556AS1)									
PNC CAPITAL ADVISOR									
TOYOTA MOTOR CREDIT CORP	25,000	24,896.75	99.5870	0.17 %	24,965.25	- 68.50	2.82 %	700.00	155.56
SR UNSEC					99.86				
02.800% DUE 01/11/2016									
RATING: AA2									
(89233F4R4)									
PNC CAPITAL ADVISOR									

Detail

Fixed income
Corporate bonds

Description (Cusip)	Market value last period	Current market value		% of total portfolio	Unrealized gain/loss	Current yield	Estimated annual income	Accrued income
		Quantity	price per unit					
VERIZON COMMUNICATIONS SR NOTES 08.750% DUE 11/01/2018 RATING: A3 (92343VAQ7)	13,070.10 10,000	12,783.70 127.8370		0.09%	-686.70	6.85%	875.00	364.58
PNC CAPITAL ADVISOR VIRGINIA ELEC & POWER CO SR UNSECURED 05.400% DUE 04/30/2018 RATING: A3 (927804FF6)	16,807.20 15,000	16,389.15 109.2610		0.11%	-314.40	4.95%	810.00	339.75
PNC CAPITAL ADVISOR WACHOVIA CORP SUB NTS 05.625% DUE 10/15/2016 RATING: A2 (929903CH3)	21,783.20 20,000	21,604.60 108.0230		0.15%	553.60	5.21%	1,125.00	518.75
PNC CAPITAL ADVISOR WAL-MART STORES INC SR NOTES 05.800% DUE 02/15/2018 RATING: AA2 (931142CJ0)	22,930.00 20,000	22,746.00 113.7300		0.16%	1,728.60	5.10%	1,160.00	148.22
PNC CAPITAL ADVISOR WAL-MART STORES INC SR UNSEC 03.625% DUE 07/08/2020 RATING: AA2 (931142CU5)	9,738.40 10,000	9,660.20 96.6020		0.07%	-330.60	3.76%	362.50	83.58
PNC CAPITAL ADVISOR								

Detail

**Fixed income
Corporate bonds**

Description (Cusip)	Market value last period	Current market value		% of total portfolio	Unrealized gain/loss	Current yield	Estimated annual income	Accrued income
		Quantity	price per unit					
XTO ENERGY INC	57,428.50	56,585.50	58,380.30	0.38 %	- 1,794.80	4.86 %	2,750.00	809.72
SR UNSECURED	50,000	113.1710	116.76					
05.500% DUE 06/15/2018								
RATING: AAA								
(98385XAP1)								
PNC CAPITAL ADVISOR								
Total corporate bonds		\$2,374,292.28	\$2,352,003.50	15.81 %	\$22,288.78	4.07 %	\$96,529.48	\$25,150.88

Treasury bonds

Description (Cusip)	Market value last period	Current market value		% of total portfolio	Unrealized gain/loss	Current yield	Estimated annual income	Accrued income
		Quantity	price per unit					
US TREASURY NOTES	\$381,062.50	\$375,740.80	\$376,842.84	2.51 %	-\$102.84	3.95 %	\$14,875.00	\$1,849.10
04.250 % DUE 08/15/2013	350,000	\$107.6400	\$107.67					
RATING: AAA								
(912828BH2)								
PNC CAPITAL ADVISOR								
USA TREASURY NOTES	55,412.50	55,343.75	55,499.76	0.37 %	- 116.01	1.12 %	618.75	181.99
USN	55,000	100.6250	100.84					
01.125% DUE 12/15/2011								
RATING: AAA								
(912828KA7)								
PNC CAPITAL ADVISOR								
USA TREASURY NOTES	55,695.75	55,584.10	55,760.55	0.38 %	- 176.45	1.37 %	756.25	349.04
01.375% DUE 04/15/2012	55,000	101.0620	101.38					
RATING: AAA								
(912828KK5)								
PNC CAPITAL ADVISOR								

Detail

Treasury bonds

Description [Cusip]	Market value last period	Quantity	Current market value	% of total portfolio	Avg. tax cost per unit	Total tax cost	Unrealized gain/loss	Current yield	Estimated annual income	Accrued income
USA TREASURY NOTE 02.375% DUE 08/31/2014 RATING: AAA	25,902.25	55,000	56,572.45	0.38 %	56,701.76	103.09	- 129.31	2.31 %	1,306.25	113.59
PNC CAPITAL ADVISOR (912828LK4)										
USA TREASURY NOTE 01.000% DUE 08/31/2011 RATING: AAA	245,000	245,000	245,840.35	1.64 %	245,966.60	100.40	- 126.25	1.00 %	2,450.00	213.04
PNC CAPITAL ADVISOR (912828LV0)										
USA TREASURY NOTES 01.375% DUE 01/15/2013 RATING: AAA	355,358.50	335,000	338,715.15	2.26 %	334,228.72	99.77	4,486.43	1.36 %	4,606.25	967.06
PNC CAPITAL ADVISOR (912828MG2)										
USA TREASURY NOTES 02.250% DUE 01/31/2015 RATING: AAA	220,676.00	300,000	305,904.00	2.04 %	300,982.03	100.33	4,921.97	2.21 %	6,750.00	1,118.78
PNC CAPITAL ADVISOR (912828MH0)										
USA TREASURY NOTES 02.625% DUE 08/15/2020 RATING: AAA	30,000	30,000	28,101.30	0.19 %	27,725.39	92.42	375.91	2.81 %	787.50	97.89
PNC CAPITAL ADVISOR (912828NT3)										
USA TREASURY NOTES 01.250% DUE 10/31/2015 RATING: AAA	440,421.80	115,000	110,812.85	0.74 %	111,810.55	97.23	- 997.70	1.30 %	1,437.50	589.84
PNC CAPITAL ADVISOR (912828PE4)										
Total treasury bonds			\$1,573,613.95	10.48 %	\$1,565,478.20		\$8,135.75	2.13 %	\$33,587.50	\$5,480.23

Detail

Agency bonds

Description (Cusip)	Market value last period		Current market value		% of portfolio	Total tax cost	Unrealized gain/loss	Current yield	Estimated annual income	Accrued income
	Quantity	price per unit	Current	price per unit						
BANK OF AMERICA CORP FDIC GUARANTEED 03.125% DUE 06/15/2012 RATING: AAA (060508AA9) PNC CAPITAL ADVISOR	25,000	\$25,776.50	\$103.1060		0.18 %	\$25,509.75 \$102.04	\$266.75	3.04 %	\$781.25	\$230.03
CITIBANK NA FDIC GUAR 01.750% DUE 12/28/2012 RATING: AAA (17314JAT0) PNC CAPITAL ADVISOR	40,000			40,608.00 101.5200	0.28 %	40,829.20 102.07	-221.20	1.73 %	700.00	180.83
FEDERAL NATL MTG ASSN POOL #255031 04.500% DUE 12/01/2018 NOT RATED (31371LHG7) PNC CAPITAL ADVISOR	104,572.34 91,163.400			96,803.68 106.1870	0.65 %	91,733.17 100.63	5,070.51	4.24 %	4,102.35	353.26
FEDERAL NATL MTG ASSN POOL #357707 05.000% DUE 02/01/2035 NOT RATED (31376KKU9) PNC CAPITAL ADVISOR	72,105.84 61,487.230			64,703.63 105.2310	0.44 %	60,002.89 97.59	4,700.74	4.76 %	3,074.36	264.74
FEDERAL NATL MTG ASSN POOL #555800 05.500% DUE 10/01/2033 NOT RATED (31385XNR4) PNC CAPITAL ADVISOR	63,169.61 52,912.460			57,013.18 107.7500	0.38 %	53,449.59 101.02	3,563.59	5.11 %	2,910.19	250.60
FEDERAL NATL MTG ASSN POOL #826905 05.000% DUE 08/01/2035 NOT RATED (31407CU62) PNC CAPITAL ADVISOR	67,885.06 60,723.770			63,900.23 105.2310	0.43 %	59,699.06 98.31	4,201.17	4.76 %	3,036.19	261.45

Detail

Agency bonds

Description (Cusip)	Market value last period		Current market value		% of total portfolio	Avg. tax cost per unit	Total tax cost	Unrealized gain/loss	Current yield	Estimated annual income	Accrued income
	Quantity	price per unit	Current	price per unit							
GMAC LLC	75,014.25	75,026.25	75,026.25	100.0350	0.50 %	75,195.75	100.26	- 169.50	0.31 %	231.75	7.72
FDIC GUARANTEED VAR % DUE 12/19/2012	75,000	100.0350	100.0350								
RATING: AAA (36186CBG7)											
PNC CAPITAL ADVISOR											
GOLDMAN SACHS GROUP INC	15,000	15,488.25	15,488.25		0.11 %	15,581.40	103.88	- 93.15	3.15 %	487.50	143.54
FDIC GUARANTEED 03.250% DUE 06/15/2012											
RATING: AAA (38146FAA9)											
PNC CAPITAL ADVISOR											
JPMORGAN CHASE & CO	10,218.30	10,194.80	10,194.80		0.07 %	9,995.00	99.95	199.80	2.09 %	212.50	58.44
FDIC GUARANTEED 02.125% DUE 06/22/2012											
RATING: AAA (481247AE4)											
PNC CAPITAL ADVISOR											
JPMORGAN CHASE & CO	97,698.95	97,130.85	97,130.85		0.65 %	96,461.10	101.54	669.75	2.08 %	2,018.75	532.73
FDIC GTD 02.125% DUE 12/26/2012											
RATING: AAA (481247AM6)											
PNC CAPITAL ADVISOR											
Total agency bonds			\$897,124.41		5.97 %	\$868,575.32		\$28,549.09	3.74 %	\$33,533.58	\$3,666.56
Total fixed income		\$4,845,030.64			32.26 %	\$4,786,057.02		\$58,973.62	3.38 %	\$163,650.56	\$34,277.67

Detail

Equities

Stocks
Consumer discretionary

Description (Symbol)	Market value last period		Current market value	Quantity	Current price per unit	Avg. tax cost per unit	Total tax cost	Unrealized gain/loss	Current yield	Estimated annual income	Accrued income
	Current	Current									
BORG WARNER INC. (BWA)			\$81,283.80	1,020	\$79.6900	\$78,127.10	\$3,156.70	0.61%	\$489.60		284.40
PNC CAPITAL ADVISOR			98,667.84	1,896	52.0400	27.01	47,462.42	1.16%	1,137.60		
COACH INC. (COH)			80,781.60	81,596.40	80,781.60	42,993.60	37,788.00				
PNC CAPITAL ADVISOR			55,520.00	1,455	38.1500	29.55					
DOLLAR TREE INC (DLTR)			95,023.20	88,809.70	95,023.20	72,253.76	22,769.44	2.44%	2,312.00		
PNC CAPITAL ADVISOR			32,890.00	2,890	11.3800	25.00					
LIMITED BRANDS INC (LTD)			84,014.10	85,699.10	84,014.10	72,970.95	11,043.15	3.70%	3,100.40		
PNC CAPITAL ADVISOR			24,930.00	3,370	7.3900	21.65					
STARBUCKS CORP (SBUX)			104,199.00	71,328.60	104,199.00	80,867.06	23,311.94	1.41%	1,466.40		
PNC CAPITAL ADVISOR			36,950.00	2,820	13.1000	28.68					
TIFFANY & CO NEW (TIF)			82,329.60	1,340	61.4400	78,295.13	4,034.47	1.63%	1,340.00		335.00
PNC CAPITAL ADVISOR			61,440.00	1,340	45.8100	58.43					
VIACOM INC CLASS B WI (VIAB)			89,783.60	76,447.30	89,783.60	46,107.55	43,676.05	1.29%	1,158.00		289.50
PNC CAPITAL ADVISOR			46,520.00	1,930	24.1000	23.89					
Total consumer discretionary			\$716,082.74			\$522,840.57	\$193,242.17	1.54%	\$11,004.00		\$908.90

Consumer staples

Description (Symbol)	Market value last period		Current market value	Quantity	Current price per unit	Avg. tax cost per unit	Total tax cost	Unrealized gain/loss	Current yield	Estimated annual income	Accrued income
	Current	Current									
COCA COLA CO (KO)			\$85,578.60	\$68,400.80	\$85,578.60	\$73,818.62	\$11,759.98	2.84%	\$2,425.20		\$606.30
PNC CAPITAL ADVISOR			\$66,340.00	1,290	51.4300	\$57.22					
GENERAL MILLS INC (GIS)			93,568.00	91,110.40	93,568.00	78,373.62	15,194.38	3.07%	2,867.20		
PNC CAPITAL ADVISOR			36,550.00	2,560	14.2800	30.62					
THE HERSHEY COMPANY (HSY)			101,634.50	88,170.50	101,634.50	89,744.96	11,889.54	2.54%	2,580.60		
PNC CAPITAL ADVISOR			54,350.00	1,870	29.0600	47.99					
PROCTER & GAMBLE CO (PG)			122,584.00	128,016.70	122,584.00	114,132.59	8,451.41	3.13%	3,834.73		
PNC CAPITAL ADVISOR			61,600.00	1,990	31.0000	57.35					

Detail

Consumer staples

Description (Symbol)	Market value last period		Current market value		% of total portfolio	Total tax cost	Unrealized gain/loss	Current yield	Estimated annual income	Accrued income
	Quantity	price per unit	Quantity	price per unit						
JM SMUCKER CO/THE-NEW COM WI (SJM)	74,184.50	80,670.70	70,567.28	81,109.48	0.54 %	62.45	10,103.42	2.47 %	1,988.80	
PNC CAPITAL ADVISOR	1,130	71,390.00	62.45	71,390.00						
WAL-MART STORES INC (WMT)	77,119.90	74,431.50	81,109.48	74,431.50	0.50 %	56.72	-6,677.98	2.81 %	2,087.80	521.95
PNC CAPITAL ADVISOR	1,430	52,050.00	56.72	52,050.00						
WALGREEN CO (WAG)	1,890	67,836.60	71,829.57	67,836.60	0.46 %	42.50	-3,992.97	1.75 %	1,183.00	
PNC CAPITAL ADVISOR		40,140.00	42.50	40,140.00						
Total consumer staples		\$626,303.90	\$579,576.12	\$626,303.90	4.17 %		\$46,727.78	2.71 %	\$16,967.33	\$1,128.25

Energy

Description (Symbol)	Market value last period		Current market value		% of total portfolio	Total tax cost	Unrealized gain/loss	Current yield	Estimated annual income	Accrued income
	Quantity	price per unit	Quantity	price per unit						
CORE LABORATORIES N V (CLB)	\$60,554.00	\$69,475.60	\$46,223.03	\$69,475.60	0.47 %	\$67.98	\$23,252.57	0.24 %	\$163.20	
PNC CAPITAL ADVISOR	680	\$102,170.00	\$67.98	\$102,170.00						
APACHE CORPORATION (APA)	54,845.80	60,223.20	40,160.53	60,223.20	0.41 %	87.31	20,062.67	0.46 %	276.00	
PNC CAPITAL ADVISOR	460	130,920.00	87.31	130,920.00						
CHEVRON CORPORATION (CVX)	178,850.00	210,680.40	145,424.11	210,680.40	1.41 %	74.20	65,256.29	2.68 %	5,644.80	
PNC CAPITAL ADVISOR	1,960	107,490.00	74.20	107,490.00						
EXXON MOBIL CORP (XOM)	168,907.20	233,881.40	204,563.15	233,881.40	1.56 %	73.58	29,318.25	2.10 %	4,892.80	
PNC CAPITAL ADVISOR	2,780	84,130.00	73.58	84,130.00						
HESS CORPORATION (HES)	740	63,055.40	58,841.62	63,055.40	0.42 %	79.52	4,213.78	0.47 %	296.00	
PNC CAPITAL ADVISOR		85,210.00	79.52	85,210.00						
NATIONAL OILWELL VARCO INC (NOV)	166,780.00	156,161.90	82,175.20	156,161.90	1.04 %	41.71	73,986.70	0.56 %	866.80	
PNC CAPITAL ADVISOR	1,970	79,270.00	41.71	79,270.00						
Total energy		\$793,477.90	\$577,387.64	\$793,477.90	5.28 %		\$216,090.26	1.53 %	\$12,139.60	

Detail

Financial

Description (Symbol)	Market value last period		Current market value	% of total portfolio	Total tax cost		Unrealized gain/loss	Current yield	Estimated annual income	Accrued income
	Quantity	price per unit			Avg. tax cost per unit	price per unit				
AMERICAN EXPRESS CO (AXP)	1,260	\$56,079.20	\$45,200.00	0.38 %	\$52,241.87	\$4,710.13	1.60 %	\$907.20		
PNC CAPITAL ADVISOR	97,835.00		103,836.00	0.70 %	\$41.46	34,016.90	1.18 %	1,224.00		
AMERIPRISE FINANCIAL INC (AMP)	1,700		61,080.00	0.41 %	41.07	- 14,393.16	0.31 %	180.40		
PNC CAPITAL ADVISOR	60,163.40		60,118.30	0.48 %	74,511.46	17,275.17	0.39 %	392.00		
BANK OF AMERICA CORP (BAC)	4,510		13,330.00	0.58 %	16.52	23,714.47	2.55 %	2,199.60	549.90	
PNC CAPITAL ADVISOR	83,417.60		101,841.40	0.59 %	84,566.43	44.49	2.40 %	1,512.00		
CAPITAL ONE FINANCIAL CORP (COF)	1,960		51,960.00	0.43 %	43.15	3,289.96				
PNC CAPITAL ADVISOR	84,092.40		86,447.10	1.10 %	62,792.63	12,468.02				
CHUBB CORP (CB)	1,410		61,310.00	0.63 %	44.26	30,112.88	1.87 %	1,748.40		
PNC CAPITAL ADVISOR	94,127.00		87,958.00	0.75 %	84,668.04	18,186.44	0.64 %	702.00		
CITIGROUP INC (C)	19,900		4,420.00	6.19 %	50,711.18	\$191,524.39	1.34 %	\$12,420.60	\$927.90	
PNC CAPITAL ADVISOR	58,184.00		63,179.20		45.28					
EQUITY RESIDENTIAL (EQR)	1,120		56,410.00							
SH BEN INT REIT	150,803.10		163,885.50		101,741.92	62,143.58	2.17 %	3,555.00		
PNC CAPITAL ADVISOR	3,555		46,100.00		28.62					
JPMORGAN CHASE & CO (JPM)	91,001.40		93,652.20		63,539.32	30,112.88	1.87 %	1,748.40		
PNC CAPITAL ADVISOR	1,410		66,420.00		45.06					
PRICE T ROWE GROUP INC (TROW)	108,774.90		111,302.10		93,115.66	18,186.44	0.64 %	702.00		
PNC CAPITAL ADVISOR	3,510		31,710.00		26.53					
Total financial			\$929,172.00	6.19 %	\$737,647.61	\$191,524.39	1.34 %	\$12,420.60	\$927.90	

Health care

Description (Symbol)	Market value last period		Current market value	% of total portfolio	Total tax cost		Unrealized gain/loss	Current yield	Estimated annual income	Accrued income
	Quantity	price per unit			Avg. tax cost per unit	price per unit				
COVIDIEN PLC (COV)	1,990		\$103,360.60	0.69 %	\$93,778.42	\$9,582.18	1.55 %	\$1,592.00		
PNC CAPITAL ADVISOR			\$51,940.00		\$47.13					
ISIN IE00B68SQD29 SEDOL B68SQD2	83,777.40		86,644.40	0.58 %	55,120.15	31,524.25	0.29 %	244.00		
PNC CAPITAL ADVISOR	1,220		71,020.00		45.18					
ALLERGAN INC (AGN)										
PNC CAPITAL ADVISOR										

Detail

Health care

Description (Symbol)	Market value last period	Quantity	Current market value	Current price per unit	% of total portfolio	Avg. tax cost per unit	Total tax cost	Unrealized gain/loss	Current yield	Estimated annual income	Accrued income
AMERISOURCEBERGEN CORP (ABC)	91,066.28	91,066.28	105,585.64	105,585.64	0.71 %	75,793.60	29,852.04	29,852.04	1.02 %	1,067.60	
PNC CAPITAL ADVISOR	2,669	2,669	39,560.00	39,560.00		28.98					
JOHNSON & JOHNSON (JNJ)	69,272.00	69,272.00	66,360.00	66,360.00	0.45 %	65,497.51	862.49	862.49	3.65 %	2,419.20	
PNC CAPITAL ADVISOR	1,120	1,120	59,250.00	59,250.00		58.48					
MERCK & CO INC (MRK)	49,735.20	49,735.20	45,553.80	45,553.80	0.31 %	51,762.83	-6,209.03	-6,209.03	4.61 %	2,097.60	524.40
PNC CAPITAL ADVISOR	1,380	1,380	33,010.00	33,010.00		37.51					
PFIZER INC (PFE)	120,468.80	120,468.80	139,732.80	139,732.80	0.94 %	111,511.25	28,221.55	28,221.55	3.94 %	5,504.00	
PNC CAPITAL ADVISOR	6,880	6,880	20,310.00	20,310.00		16.21					
SHIRE PLC (SHPGY)	81,282.74	81,282.74	97,734.69	97,734.69	0.66 %	76,465.02	21,269.67	21,269.67	0.46 %	441.34	365.54
SPONSORED ADR	1,123	1,123	87,030.00	87,030.00		68.09					
PNC CAPITAL ADVISOR											
UNITEDHEALTH GROUP INC (UNH)	81,969.70	81,969.70	102,604.00	102,604.00	0.69 %	61,198.97	41,405.03	41,405.03	1.11 %	1,135.00	
PNC CAPITAL ADVISOR	2,270	2,270	45,200.00	45,200.00		26.96					
Total health care			\$747,575.93		4.98 %	\$591,067.75	\$156,508.18	\$156,508.18	1.94 %	\$14,500.74	\$889.94

Industrials

Description (Symbol)	Market value last period	Quantity	Current market value	Current price per unit	% of total portfolio	Avg. tax cost per unit	Total tax cost	Unrealized gain/loss	Current yield	Estimated annual income	Accrued income
COOPER INDUSTRIES PLC (CBE)	\$104,339.10	\$104,339.10	\$116,171.00	\$116,171.00	0.78 %	\$78,542.15	\$37,628.85	\$37,628.85	1.79 %	\$2,076.40	\$519.10
SEDOL B40K911 (SIN IE00B40K9117)	1,790	1,790	\$64,900.00	\$64,900.00		\$43.88					
PNC CAPITAL ADVISOR											
CUMMINS INC (CMI)	72,606.60	72,606.60	72,349.20	72,349.20	0.49 %	34,432.50	37,916.70	37,916.70	0.96 %	693.00	
PNC CAPITAL ADVISOR	660	660	109,620.00	109,620.00		52.17					
DEERE & CO (DE)	80,558.50	80,558.50	93,983.30	93,983.30	0.63 %	79,419.27	14,564.03	14,564.03	1.45 %	1,358.00	339.50
PNC CAPITAL ADVISOR	970	970	96,890.00	96,890.00		81.88					
DOVER CORP (DOV)	90,597.50	90,597.50	101,897.00	101,897.00	0.68 %	77,024.18	24,872.82	24,872.82	1.68 %	1,705.00	
PNC CAPITAL ADVISOR	1,550	1,550	65,740.00	65,740.00		49.69					
EATON CORP (ETN)	82,223.10	82,223.10	89,812.80	89,812.80	0.60 %	81,692.23	8,120.57	8,120.57	2.46 %	2,203.20	
PNC CAPITAL ADVISOR	1,620	1,620	55,440.00	55,440.00		50.43					
GENERAL ELECTRIC CO (GE)	87,426.20	87,426.20	95,839.00	95,839.00	0.64 %	80,996.29	14,842.71	14,842.71	2.80 %	2,676.80	669.20
PNC CAPITAL ADVISOR	4,780	4,780	20,050.00	20,050.00		16.95					

Detail

Industrials

Description (Symbol)	Market value last period	Quantity	Current market value		% of total portfolio	Avg. tax cost per unit	Total tax cost	Unrealized gain/loss	Current yield	Estimated annual income	Accrued income
			Current	price per unit							
UNION PACIFIC CORP (UNP)	90,436.16	976	95,970.08	98.3300	0.64 %	72,594.08	74.38	23,376.00	1.55 %	1,483.52	370.88
PNC CAPITAL ADVISOR	92,102.40	1,170	99,040.50	84.4500	0.66 %	56,288.87	48.11	42,751.63	2.01 %	1,989.00	
UNITED TECHNOLOGIES CORP (UTX)											
PNC CAPITAL ADVISOR					5.09 %	\$560,989.57		\$204,073.31	1.85 %	\$14,184.92	\$1,898.68

Information technology

Description (Symbol)	Market value last period	Quantity	Current market value		% of total portfolio	Avg. tax cost per unit	Total tax cost	Unrealized gain/loss	Current yield	Estimated annual income	Accrued income
			Current	price per unit							
APPLE INC (AAPL)	\$261,273.60	810	\$282,290.67	\$348.5070	1.88 %	\$54,150.75	\$66.85	\$228,139.92			
PNC CAPITAL ADVISOR	94,119.00	4,110	109,161.60	26.5600	0.73 %	70,194.28	17.08	38,967.32			
EMC CORP (EMC)											
PNC CAPITAL ADVISOR					0.42 %	69,510.02		- 6,809.22			
EBAY INC (EBAY)											
PNC CAPITAL ADVISOR					0.86 %	89,126.84	34.41	39,960.36			
GOOGLE INC-CL A (GOOG)	130,673.40	220	129,087.20	586.7600	0.37 %	405.12	63,451.11	- 8,961.01	0.79 %	425.60	106.40
PNC CAPITAL ADVISOR	55,993.00	1,330	54,490.10	40.9700	0.41 %	49,402.04	47.71	11,743.36	3.60 %	2,196.75	
HEWLETT-PACKARD CO (HPQ)	63,720.90	3,030	61,145.40	20.1800	0.87 %	87,717.56	109.65	42,738.44	1.60 %	2,080.60	
PNC CAPITAL ADVISOR	117,408.00	800	130,456.00	163.0700	0.88 %	85,940.32	16.61	45,452.93	2.53 %	3,312.00	
INTERNATIONAL BUSINESS MACHS (IBM)	144,434.25	5,175	131,393.25	25.3900	0.93 %	77,778.46	18.74	60,964.34	0.72 %	996.00	
PNC CAPITAL ADVISOR	129,895.00	4,150	138,742.80	33.4320							
MICROSOFT CORP (MSFT)											
PNC CAPITAL ADVISOR											
ORACLE CORP (ORCL)											
PNC CAPITAL ADVISOR											

Detail

Information technology

Description (Symbol)	Market value last period		Quantity	Current market value		% of total portfolio	Total tax cost	Unrealized gain/loss	Current yield	Estimated annual income	Accrued income
	Quantity	price per unit		Current price per unit	Current market value						
QUALCOMM INC (QCOM)	1,700	93,211.00	54,8300	90,983.77	2,227.23	0.63 %	53.52	1,292.00	1.39 %		
PNC CAPITAL ADVISOR			42,553.60	65,057.37	-2,503.77	0.42 %	35.94	941.20	1.51 %		
TEXAS INSTRUMENTS INC (TXN)	1,810	34,5600									
PNC CAPITAL ADVISOR											
Total information technology				\$1,255,232.42	\$451,919.90	8.36 %	\$803,312.52	\$11,243.55	0.90 %		\$106.40

Materials

Description (Symbol)	Market value last period		Quantity	Current market value		% of total portfolio	Total tax cost	Unrealized gain/loss	Current yield	Estimated annual income	Accrued income
	Quantity	price per unit		Current price per unit	Current market value						
CELANESE CORP-SERIES A (CE)	89,750.60	\$89,750.60	2,180	\$44,3700	\$49,085.91	0.45 %	\$22.52	\$436.00	0.46 %		
PNC CAPITAL ADVISOR			63,846.40	90,150.80	18,154.96	0.61 %	43.90	2,689.60	2.99 %		
DUPONT E I DE NEMOURS & CO (DD)	1,640	54,9700									
PNC CAPITAL ADVISOR			69,105.54	78,262.62	25,987.75	0.53 %	63.59	1,808.40	2.32 %		
PPG INDUSTRIES INC (PPG)	822	95,2100									
PNC CAPITAL ADVISOR											
Total materials				\$265,140.02	\$91,785.40	1.77 %	\$173,354.62	\$4,934.00	1.86 %		

Telecommunication services

Description (Symbol)	Market value last period		Quantity	Current market value		% of total portfolio	Total tax cost	Unrealized gain/loss	Current yield	Estimated annual income	Accrued income
	Quantity	price per unit		Current price per unit	Current market value						
AT&T INC (TI)	80,501.20	\$80,501.20	2,230	\$30,6100	\$54,811.62	0.46 %	\$24.58	\$3,835.60	5.62 %		
PNC CAPITAL ADVISOR			77,565.60	69,804.00	12,833.35	0.47 %	33.91	4,872.00	6.98 %		
CENTURYLINK INC (CTL)	1,680	41,5500									
PNC CAPITAL ADVISOR											
Total telecommunication services				\$138,064.30	\$26,282.03	0.92 %	\$111,782.27	\$8,707.60	6.31 %		

Detail

Utilities

Description (Symbol)	Market value last period	Quantity	Current market value	Current price per unit	% of total portfolio	Total tax cost	Avg. tax cost per unit	Unrealized gain/loss	Current yield	Estimated annual income	Accrued income
NORTHEAST UTILITIES (NU)		1,790	\$61,934.00	\$34.6000	0.42 %	\$57,859.96	\$32.32	\$4,074.04	3.18 %	\$1,969.00	
PNC CAPITAL ADVISOR		81,226.80	84,180.00		0.57 %	55,697.18	20.18	28,482.82	3.41 %	2,870.40	
WISCONSIN ENERGY CORP (WEC)		2,760	30,500.00								
PNC CAPITAL ADVISOR			\$146,114.00		0.97 %	\$113,557.14		\$32,556.86	3.31 %	\$4,839.40	
Total utilities			\$6,382,226.09		42.49 %	\$4,771,515.81		\$1,610,710.28	1.74 %	\$110,941.74	\$5,860.07

Mutual funds - equity

Description (Symbol)	Market value last period	Quantity	Current market value	Current price per unit	% of total portfolio	Total tax cost	Avg. tax cost per unit	Unrealized gain/loss	Current yield	Estimated annual income	Accrued income
PNC INTERNATIONAL EQUITY FUND (PIUX) CLASS I	\$899,187.06	58,808.833	\$930,355.74	\$15.8200	6.20 %	\$548,138.46	\$9.32	\$382,217.28			
21-75-073-4453885											
PNC SMALL CAP CORE FUND (PPCX) CLASS I	1,656,631.89	138,363.146	1,744,759.27	12.6100	11.62 %	1,204,589.33	8.71	540,169.94			
21-75-073-4453885											
PNC LARGE CAP VALUE FUND (PLIWX) CLASS I	820,903.78	62,378.707	873,925.69	14.0100	5.82 %	836,534.00	13.41	37,391.69			
21-75-073-4453885											
Total mutual funds - equity			\$3,549,040.70		23.63 %	\$2,589,261.79		\$959,778.91			
Total equities			\$9,931,266.79		66.12 %	\$7,360,777.60		\$2,570,489.19	1.12 %	\$110,941.74	\$5,860.07
Total portfolio			\$15,021,042.31		100.00 %	\$12,391,579.50		\$2,629,462.81	1.83 %	\$274,616.78	\$60,139.74

CLEVELAND PUBLIC LIBRARY
SPECIAL REPORT ON GENERAL FUND INCOME AND EXPENDITURES
AND ON STRATEGIC PLAN EXPENDITURES
THROUGH MARCH 31, 2011

CLEVELAND PUBLIC LIBRARY
SPECIAL REPORT ON INCOME AND EXPENDITURES
For the Period Ended
March 31, 2011

General Fund - Receipts						
	Certified Revenue (1)	Income To Date	Balance	Percent To Date	Percent Prior Year	
PLF State Income Tax	21,799,457	5,094,854	16,704,603	23%	25%	
General Property Tax	26,214,496	12,798,104	13,416,392	49%	49%	
Rollback, Homestead, CAT	5,000,000	200,185	4,799,815	4%	0%	
Federal Grants	0	0	0	0%	0%	
State Aid	1,200,000	374,521	825,479	31%	47%	
Fines & Fees	300,000	115,984	184,016	39%	38%	
Investment Earnings	700,000	80,396	619,604	11%	42%	
Services to Others-Clevnet	2,400,000	593,168	1,806,832	25%	23%	
Miscellaneous	429,437	11,037	418,400	3%	6%	
Advances & Transfers	0	0	0	0%	0%	
TOTALS	58,043,390	19,268,250	38,775,140	33%	34%	

Note (1): Certificate from Cuyahoga County Budget Commission dated March 3, 2011.

CLEVELAND PUBLIC LIBRARY
SPECIAL REPORT ON INCOME AND EXPENDITURES
 For the Period Ended
 March 31, 2011

General Fund - Expenditures						
	Appropriation	Expended/	Balance	Percent	Percent	Percent
	(2)	Encumbered		To Date (3)	Prior	Year
Salaries/Benefits	37,269,756	8,369,004	28,900,752	22%		24%
Supplies	1,251,579	570,960	680,618	46%		33%
Purchased Services	11,990,066	8,568,157	3,421,909	71%		74%
Library Materials	12,767,791	4,985,378	7,782,413	39%		35%
Capital Outlay	963,206	398,122	565,084	41%		22%
Other	112,367	82,387	29,979	73%		94%
SUBTOTAL	64,354,764	22,974,009	41,380,755	36%		35%
Advances/Transfers	0	0	0	0%		0%
TOTALS	64,354,764	22,974,009	41,380,755	36%		35%

Note (2): Amended Appropriation of \$58,043,389 plus carried forward encumbrance of \$6,311,375.
 Note (3): Subtotal includes 22% expended and 14% encumbered.

CLEVELAND PUBLIC LIBRARY
SPECIAL REPORT ON INCOME AND EXPENDITURES
For the Period Ended
March 31, 2011

Strategic Plan Expenditures - In Millions																									
	Year 1 - 2004		Year 2 - 2005		Year 3 - 2006		Year 4 - 2007		Year 5 - 2008		Year 6 - 2009		Year 7 - 2010		Year 8 - 2011		Year 9 - 2012		5 Year Budget		5 Year Expended				
	Budget	Expended	Budget	Expended	Budget	Expended	Budget	Expended	Budget	Expended	Budget	Expended	Budget	Expended	Budget	Expended	Budget	Expended	Budget	Expended	Budget	Expended	Budget	Expended	
Salaries/Benefits	0.797	0.797	2.199	1.868	3.097	2.546	3.349	3.083	3.622	3.425															
Library Materials	0.385	0.385	0.373	0.373	0.118	0.118	0.021	0.021	0.029	0.033															
Capital Projects (4)	3.000	0.000	3.000	0.236	3.000	0.845	3.000	0.435	3.000	1.163															
TOTALS	4.182	1.182	5.572	2.477	6.215	3.509	6.370	3.539	6.651	4.622															
Strategic Plan commitment to Cleveland's neighborhoods is to expend 1 mill of levy revenue for service improvements. One mill is estimated to generate \$5.643 million per year times 5 years for a total commitment of																									
Note (4): \$3,000,000 was transferred to Building and Repair Fund on each December 31 - 2004, 2005, 2006, 2007 and 2009.																									

CLEVELAND PUBLIC LIBRARY
SPECIAL REPORT ON INCOME AND EXPENDITURES
For the Period Ended
March 31, 2011

Strategic Plan Capital Projects - In Dollars					
	Budget	Expended Through 2010	Expended 2011	Encumbered	Balance
Branch Security Cameras	464,000	442,247	11,520	9,409	824
Fulton Branch Exterior	562,000	684,104	0	0	(122,104)
Collinwood Teen Center	20,000	3,588	0	0	16,412
Jefferson	134,420	113,000	0	0	21,420
Lorain	152,010	489,346	0	0	(337,336)
Woodland - Land	21,000	21,468	0	0	(468)
Woodland - Expansion/Parking	1,200,000	2,333,008	40,000	21,090	(1,194,098)
Rice	5,300,000	5,031,667	393	367	267,572
South Brooklyn	96,000	77,522	0	0	18,478
Garden Valley	285,000	350,019	0	2,124	(67,143)
Totals	8,234,430	9,545,969	51,913	32,990	(1,396,442)

CLEVELAND PUBLIC LIBRARY

Finance Committee

REPORT ON INVESTMENTS – March 2011

1. INTERIM DEPOSITS

In accordance with Ohio Revised Code Section 135.14, funds that become available periodically throughout the fiscal year are invested in short term investments known as interim deposits. The investments are in securities that provide the highest interest rate consistent with the highest degree of safety. Collected active fund balances are invested in a federal money market fund at the Library's lead bank. Other balances are invested in US Treasury and Agency issues as managed by United American Capital Corporation, STAR Ohio, and a federal money market fund.

Following is a description of interim deposit earnings for the period March 1, 2011 through March 31, 2011.

<u>Investment Period</u>	<u>No. of Days</u>	<u>Amount</u>	<u>Bank</u>	<u>Interest Rate</u>	<u>Investment Income</u>	<u>Investment Form</u>
03/01/11 - 03/31/11	31	Various	STAR Ohio	Various	734.37	Investment Pool
03/01/11 - 03/31/11	31	Various	PNC	Various	2.89	Sweep Money Market
03/01/11 - 03/31/11	31	Various	PNC	Various	0.85	Money Market
06/11/10 - 03/11/11	274	685,000	Federal Home Loan Bank	3.250%	15,830.35	Federal Agency
09/17/10 - 03/17/11	182	2,000,000	Federal Farm Credit Bank	0.650%	6,500.00	Federal Agency
09/30/10 - 03/10/11	162	1,500,000	Federal Farm Credit Bank	0.620%	4,133.33	Federal Agency
12/28/10 - 03/28/11	91	1,000,000	Federal Home Loan Mort Crp	1.000%	2,500.00	Federal Agency
12/28/10 - 03/28/11	91	2,000,000	Fed Natl Mort Assn	1.000%	5,000.00	Federal Agency
02/25/11 - 03/25/11	29	1,000,000	Federal Home Loan Bank	0.850%	708.33	Federal Agency
03/02/11 - 03/28/11	27	750,000	Federal Home Loan Mort Crp	0.750%	406.25	Federal Agency

Earned Interest March 2011 \$ 35,816.37
 Earned Interest Year To Date \$ 80,396.04

REPORT D**CLEVELAND PUBLIC LIBRARY****Finance Committee****April 21, 2011****REPORT ON CONFERENCE AND TRAVEL EXPENDITURES FOR MARCH 2011**

**In accordance with Board Policy adopted by resolution on November 29, 1972,
a description of Conference and Travel Expenditures is submitted.**

ITEM	DATE	TRUSTEE/STAFF MEMBER	AMOUNT
Information Today Computers in Libraries Conference Washington, D.C	3/20/10 - 3/23/10	Anastasia Diamond-Ortiz	145.39
O'Reilly School of Technology Javascript 2 AJAX Tuition and Lab Cleveland Ohio	1/19/11 - 6/8/11	Brian Leszcz	328.35
Information Today Computers in Libraries Conference Washington, D.C	3/20/10 - 3/23/10	Amy Pawlowski	359.37
State Library of Ohio Consumer Advisory Meeting Columbus, Ohio	3/24/11	Will Reed	127.50
Ohio Library Council Chapter Conference Kent, Ohio	3/23/11	Helena Travka	120.70
Ohio Library Council Chapter Conference Kent, Ohio	3/23/11	Jennifer Wihebrink	80.00
TOTAL			\$1,161.31

SUMMARY

FUND	MARCH	YEAR TO DATE
General	\$832.96	\$11,308.61
Judd Fund	0.00	0.00
Lockwood Thompson	0.00	0.00
Metlife-Fit for Life	0.00	0.00
LSTA - Know it Know	328.35	1,893.29
TOTAL	\$1,161.31	\$13,201.90

REPORT E**CLEVELAND PUBLIC LIBRARY****FINANCE COMMITTEE**

April 21, 2011

**PURCHASES FROM \$5,000.00 TO \$25,000.00 FOR THE PERIOD
JANUARY1 THROUGH MARCH 31, 2011**

In accordance with Board Policy amended by resolution on April 18, 1996, a description of expenditures exceeding \$5,000.00 to \$25,000.00 for library supplies and equipment is therefore submitted.

<u>DATE</u>	<u>ITEM DESCRIPTION</u>	<u>AGENCY</u>	<u>SUPPLIER</u>	<u>AMOUNT</u>
01/20/11	Map Printer	Map Collection	American Financial	\$ 5,505.54
01/27/11	Computer Equipment	Automation	Business Smarts	24,327.45
02/24/11	Computer Equipment	Automation	Business Smarts	11,571.00
03/12/11	Software Upgrade	Automation	CDW-G	10,658.12
02/10/11	AED Equipment	Security	Life Servers	6,677.45
03/03/11	Office Supplies	Stockroom	Todays Business	5,373.04
02/24/11	DVD Cases	Book Prep	Demco	5,465.55
01/13/11	Copy Paper	Stockroom	Ris Paper	8,219.18
02/03/11	Books for Healing	Pub Relations	Yvonne Pointer	5,000.00
01/13/11	3M Detection Strips	Stockroom	Ohionet	21,861.76
03/24/11	Overdue Notices	Stockroom	Moore Wallace	8,379.00

Above vendors are in compliance with Cleveland Public Library's Equal Opportunity Guidelines as adopted on May 19, 1977.

REPORT F**CLEVELAND PUBLIC LIBRARY****FINANCE COMMITTEE**

April 21, 2011

**PURCHASES EXCEEDING \$25,000.00 FOR THE PERIOD
JANUARY 1 THROUGH MARCH 31, 2011**

In accordance with Board Policy adopted by resolution on May 16, 2002, a description of expenditures exceeding \$25,000.00 for library service materials and for CLEVNET-related goods and services is submitted.

LIBRARY SERVICES MATERIALS

<u>Date</u>	<u>Description</u>	<u>Agency</u>	<u>Supplier</u>	<u>Amount</u>
02/02/11	Historical Newspapers	MLO	News Bank	\$ 170,000.00.
01/28/11	Ancestry Library Edition	CLEVNET	Pro Quest	34,420.00
01/25/11	Index Islamicus	MLO	Pro Quest	25,755.00
03/14/11	DVD Subscriptions	MLO	Information Handling	157,839.36
02/04/11	Literature Resource Center	CLEVNET	Gale Cengage	27,877.23
02/07/11	World Cat Unlimited	CLEVNET	Ohionet	113,235.00

CLEVNET-RELATED GOOD AND SERVICES

<u>Date</u>	<u>Description</u>	<u>Agency</u>	<u>Supplier</u>	<u>Amount</u>
01/27/11	Sirsi Maintenance	Automation	Sirsi Corp	\$ 272,850.86
02/10/11	Server Maintenance	Automation	Business Smarts	164,963.39
01/27/11	SirsiDynix Maintenance	Automation	Sirsi Corp	68,899.58

Above vendors are in compliance with Cleveland Public Library's Equal Opportunity Guidelines as adopted on May 19, 1977.

Human Resources Committee Report
April 21, 2011

**CLEVELAND PUBLIC LIBRARY
SALARY CHANGES REPORT
FROM 03/01/2011 TO 03/31/2011**

EMPLOYEE: HAY, ZACHARY G
JOB TITLE: PAGE

CURRENT GRADE: Z **EFFECTIVE DATE** 03/01/2011
CURRENT STEP: 1 **FOR GRADE/STEP**

TYPE OF CHANGE	PREVIOUS VALUE	CURRENT VALUE	REASON FOR CHANGE
NEW HIRE	0.00	9.04	VACANCY

EMPLOYEE: JONES, BEVERLY R
JOB TITLE: PAGE

CURRENT GRADE: Z **EFFECTIVE DATE** 03/01/2011
CURRENT STEP: 1 **FOR GRADE/STEP**

TYPE OF CHANGE	PREVIOUS VALUE	CURRENT VALUE	REASON FOR CHANGE
NEW HIRE	0.00	9.04	VACANCY

EMPLOYEE: KAPLAN, ANDREW F
JOB TITLE: PAGE

CURRENT GRADE: Z **EFFECTIVE DATE** 03/03/2011
CURRENT STEP: 1 **FOR GRADE/STEP**

TYPE OF CHANGE	PREVIOUS VALUE	CURRENT VALUE	REASON FOR CHANGE
NEW HIRE	0.00	9.04	VACANCY

EMPLOYEE: LYKINS, FORREST E
JOB TITLE: LA-COMP EMPH

CURRENT GRADE: F **EFFECTIVE DATE** 03/27/2011
CURRENT STEP: 3 **FOR GRADE/STEP**

TYPE OF CHANGE	PREVIOUS VALUE	CURRENT VALUE	REASON FOR CHANGE
SAL AFF BASE WAGE	24,210.68	45,680.44	TRANSFER TO FULL TIME

EMPLOYEE: PEREZ, SUZI
JOB TITLE: PAGE

CURRENT GRADE: Z **EFFECTIVE DATE** 03/30/2011
CURRENT STEP: 1 **FOR GRADE/STEP**

TYPE OF CHANGE	PREVIOUS VALUE	CURRENT VALUE	REASON FOR CHANGE
NEW HIRE	0.00	9.04	VACANCY

EMPLOYEE: RANCE, WILLIAM A
JOB TITLE: CUSTODIAN II (DAYS/BRANCHES)

CURRENT GRADE: B **EFFECTIVE DATE** 03/27/2011
CURRENT STEP: 1 **FOR GRADE/STEP**

TYPE OF CHANGE	PREVIOUS VALUE	CURRENT VALUE	REASON FOR CHANGE
SAL AFF BASE WAGE	16,387.54	30,919.72	TRANSFER TO FULL TIME

**CLEVELAND PUBLIC LIBRARY
SALARY CHANGES REPORT
FROM 03/01/2011 TO 03/31/2011**

Human Resources Committee Report
April 21, 2011

EMPLOYEE: TRIPODIS, STAMATIS J
JOB TITLE: LA-COMP EMPH

CURRENT GRADE: F **EFFECTIVE DATE** 03/27/2011
CURRENT STEP: 2 **FOR GRADE/STEP**

TYPE OF CHANGE	PREVIOUS VALUE	CURRENT VALUE	REASON FOR CHANGE
SAL AFF BASE WAGE	23,279.36	43,923.36	TRANSFER TO FULL TIME

EMPLOYEE: WHITE, MARIE J
JOB TITLE: PAGE

CURRENT GRADE: Z **EFFECTIVE DATE** 03/23/2011
CURRENT STEP: 1 **FOR GRADE/STEP**

TYPE OF CHANGE	PREVIOUS VALUE	CURRENT VALUE	REASON FOR CHANGE
NEW HIRE	0.00	9.04	VACANCY

**CLEVELAND PUBLIC LIBRARY
HUMAN RESOURCES DEPARTMENT
LIBRARY BOARD OF TRUSTEES
TERMINATION REPORT
03/01/2011 TO 03/31/2011**

**Human Resources Committee Report
Thursday, April 21, 2011**

<u>EMPLOYEE NAME</u>	<u>DEPARTMENT</u>	<u>JOB TITLE</u>	<u>DATE</u>	<u>REASON</u>
<u>RESIGNATIONS</u>				
BEST, SETH L	SHELF PAGES	PAGE	3/30/2011	ANOTHER JOB
BUFORD, ROSE M	GARDEN VALLEY	LIB ASST. CE	3/04/2011	PERSONAL REASONS
HOLDER, SULE M	BRANCH SUB.	LIB ASST. ADULT	3/09/2011	PERSONAL REASONS
VISNJIC-FLAHERTY, JOY	SHELF PAGES	PAGE	2/26/2011	ANOTHER JOB
<u>RETIREMENTS</u>				
BAILEY, FRANKIE	CUSTODIAL A	CUSTODIAN II	3/14/2011	RETIREMENT
<u>OTHER TERMINATIONS</u>				
CORNELIUS, CLARKE	SHELF PAGES	PAGE	3/23/2011	INVOLUNTARY
LYNCH, JOSEPH D	SHELF PAGES	PAGE	3/07/2011	INVOLUNTARY
NAYAK, SANGEETA	POPULAR	LIB ASST. SUB	3/02/2011	INVOLUNTARY
RICHARDSON, CHRISTOPHER	OLBPD	PAGE	3/09/2011	INVOLUNTARY

CLEVELAND PUBLIC LIBRARY**Human Resources Committee Report**

April 21, 2011

**Report on Paid Sick Time Used by the Month
Hours Used Per Each Two Pay Periods**

MONTH	2010	2011
January	4,309.46	3,285.32
February	4,338.18	4,911.47
March	3,536.29	4,022.34
April	*5,606.63	
May	3,667.67	
June	2,583.52	
July	2,779.95	
August	3,179.51	
September	2,821.62	
October	*5,741.47	
November	3,646.62	
December	3,524.42	

***Covers three pay dates**

CLEVELAND PUBLIC LIBRARY
Mar. 1, 2011- Mar. 31, 2011 EE0-4 REPORT
FULL/PART-TIME EMPLOYEES

REPORT H**Human Resources Committee Report**

April 21, 2011

Totals Job Category	Male						Female				
	A	B	C	D	E	F	G	H	I	J	K
Officials/Administrators	76	20	9	1			28	18			
Professionals	84	19	2			1	45	14	2	1	
Technicians	22	11	3	1			6	1			
Protective Service	20	11	7	1				1			
Para-Professionals	129	20	39			1	28	33	6	2	
Administrative Support	304	30	66	4	4		48	133	19		
Skilled Craft	11	7	2			1		1			
Service Maintenance	49	11	33	1			2	2			
Grand Total	695	129	161	8	7	0	157	203	27	3	0

A= Total Column**B= White****C=Black****D=Hispanic****E=Asian/Pacific****G=White****H=Black****I=Hispanic****J=Asian/Pacific****F= American Indian/Alaskan Native****K=American Indian/Alaskan Native**

**INSURANCE REPORT
FOR THE MONTH OF
MARCH**

Human Resources Committee Report **2011**
April 21, 2011

Staff Enrollments-Health Care/Dental

	Single	Family	Total
Kaiser POS	89	77	166
Kaiser HMO	211	102	313
Delta Dental	234	164	398

Workers' Compensation Lost Time Report

<i>Classification</i>	<i>Dept/Location</i>	<i>Date of Injury</i>	<i>Total days missed during report month</i>
Custodian	Bldgs	3/4/2011	8

**CLEVELAND PUBLIC LIBRARY
COMPARATIVE STATEMENT OF ANNUAL STATISTICS 2010**

CIRCULATION ACTIVITY	2010	2009	Change	%Change
Main Library	1,975,622	1,988,704	-13,082	-0.7%
Branches & Mobile Units	4,007,195	4,255,413	-248,218	-5.8%
Mobile Units	65,355	64,188	1,167	1.8%
Library for the Blind	729,730	565,152	164,578	29.1%
TOTAL CIRCULATION	6,777,902	6,873,457	-95,555	-1.4%
REFERENCE TRANSACTIONS	2010	2009	Change	%Change
Main Library	394,394	425,333	-30,939	-7.3%
Branches & Mobile Unit	686,764	642,015	44,749	7.0%
Library for the Blind	29,397	18,240	11,157	61.2%
TOTAL QUESTIONS	1,110,555	1,085,588	24,967	2.3%
COMPUTER SESSIONS	2010	2009	Change	%Change
Main Library	163,235	188,488	-25,253	-13.4%
Branches	854,699	942,430	-87,731	-9.3%
TOTAL USAGE	1,017,934	1,130,918	-112,984	-10.0%
WALK-IN COUNT	2010	2009	Change	%Change
Main Library	636,500	709,628	-73,128	-10.3%
Branches	3,191,708	3,447,778	-256,070	-7.4%
Mobile Unit	8,716	8,763	-47	-0.5%
TOTAL VISITS	3,836,924	4,166,169	-329,245	-7.9%

**CLEVELAND PUBLIC LIBRARY
CIRCULATION ANALYSIS FOR 2010**

AUTOMATED CIRCULATION OF THE COLLECTION BY FORMAT

Ranked by percentage of circulation

FORMAT	MAIN	BRANCHES	TOTAL	% CIRC
Videos	436,460	1,815,086	2,251,546	41.4%
Books	1,007,214	1,178,699	2,185,913	40.2%
Sound Recordings	221,043	465,000	686,043	12.6%
Magazines	89,874	172,884	262,758	4.8%
eMedia			39,210	0.7%
Other	1,913	6,438	8,351	0.2%
TOTAL	1,756,504	3,638,107	5,433,821	

INTERLIBRARY LOAN

	2010	2009	Change	% Change
CLEVNET	916,005	860,433	55,572	6.5%
MORE	10,495	17,784	-7,289	-41.0%
Other Libraries	7029	8385	-1,356	-16.2%
TOTAL	933,529	886,602	46,927	5.3%

CHANGES IN PERMANENT COLLECTION

	2010	2009	Change	% Change
New Titles Added	83,053	80,507	2,546	3.2%
Total Items Added	373,728	346,954	26,774	7.7%
Total Items Withdrawn	751,320	478,637	272,683	57.0%

LIBRARY CARDS ISSUED

	24,457	LIBRARY FOR THE BLIND	1,675
		New Users	

REGISTERED BORROWERS

Adult	393,759
Juvenile	90,434
TOTAL	484,193

**CLEVELAND PUBLIC LIBRARY
ATTENDANCE AT MAIN LIBRARY FOR 2010**

MONTH	MAIN	L. S. WING	TOTAL ATTENDANCE		Gain/Loss	DAYS OPEN		DAILY AVG	
			2010	2009		2010	2009	2010	2009
January	18,599	33,188	51,787	52,396	-609	24.0	26.0	2,158	2,015
February	18,394	30,164	48,558	56,510	-7,952	23.0	26.0	2,111	2,173
March	33,649	42,232	75,881	64,970	10,911	27.0	28.5	2,810	2,280
April	20,839	37,280	58,119	61,840	-3,721	26.0	27.5	2,235	2,249
May	19,154	32,293	51,447	58,252	-6,805	25.0	26.5	2,058	2,198
June	18,517	33,924	52,441	59,158	-6,717	25.0	26.0	2,098	2,275
July	19,422	35,768	55,190	62,401	-7,211	26.0	26.0	2,123	2,400
August	19,277	35,277	54,554	62,002	-7,448	26.0	26.0	2,098	2,385
September	18,473	34,165	52,638	56,728	-4,090	25.0	25.0	2,106	2,269
October	17,314	32,245	49,559	62,024	-12,465	25.0	27.0	1,982	2,297
November	17,131	31,386	48,517	58,751	-10,234	24.0	24.0	2,022	2,448
December	13,322	24,487	37,809	54,596	-16,787	23.0	25.0	1,644	2,184
TOTAL	234,091	402,409	636,500	709,628	-73,128	299.0	313.5	2,129	2,264

Main Library closed on Sundays beginning in Sept09 due to decrease in state funding.

**CLEVELAND PUBLIC LIBRARY
BRANCH ATTENDANCE FOR 2010**

BRANCH	2010	2009	Change	% Change
Addison	82,899	103,824	-20,925	-20.2%
Broadway	20,222	26,825	-6,603	-24.6%
Brooklyn	51,590	56,126	-4,536	-8.1%
Carnegie West	230,345	261,572	-31,227	-11.9%
Collinwood	93,265	113,400	-20,135	-17.8%
East 131st	78,275	80,580	-2,305	-2.9%
Eastman	158,413	165,202	-6,789	-4.1%
Fleet	126,041	137,207	-11,166	-8.1%
Fulton	89,996	87,062	2,934	3.4%
Garden Valley	77,338	85,585	-8,247	-9.6%
Glenville	102,634	112,256	-9,622	-8.6%
Harvard-Lee	113,229	145,985	-32,756	-22.4%
Hough	167,134	199,235	-32,101	-16.1%
Jefferson	101,882	114,345	-12,463	-10.9%
Langston Hughes	83,021	83,897	-876	-1.0%
Lorain	93,554	107,712	-14,158	-13.1%
Martin Luther King, Jr.	76,713	86,799	-10,086	-11.6%
Memorial-Nottingham	110,306	117,742	-7,436	-6.3%
Mt. Pleasant	95,700	114,814	-19,114	-16.6%
Rice	186,074	83,500	102,574	122.8%
Rockport	135,152	147,788	-12,636	-8.6%
South	108,352	117,638	-9,286	-7.9%
South Brooklyn	198,337	207,059	-8,722	-4.2%
Sterling	150,856	153,752	-2,896	-1.9%
Union	122,880	151,247	-28,367	-18.8%
Walz	127,387	139,167	-11,780	-8.5%
West Park	144,524	154,877	-10,353	-6.7%
Woodland	65,589	92,582	-26,993	-29.2%
BRANCH TOTAL	3,191,708	3,447,778	-256,070	-7.4%

**CLEVELAND PUBLIC LIBRARY
BRANCH CIRCULATION TRANSACTIONS FOR 2010**

BRANCH	2010	2009	Change	% Change
Addison	165,748	193,211	-27,463	-14.2%
Broadway	42,610	46,814	-4,204	-9.0%
Brooklyn	102,816	115,152	-12,336	-10.7%
Carnegie West	155,513	157,946	-2,433	-1.5%
Collinwood	131,518	153,531	-22,013	-14.3%
East 131st	58,053	67,661	-9,608	-14.2%
Eastman	253,399	234,441	18,958	8.1%
Fleet	172,568	179,584	-7,016	-3.9%
Fulton	139,260	121,787	17,473	14.3%
Garden Valley	57,283	55,655	1,628	2.9%
Glenville	93,225	111,254	-18,029	-16.2%
Harvard-Lee	120,253	128,116	-7,863	-6.1%
Hough	79,190	90,554	-11,364	-12.5%
Jefferson	128,916	150,047	-21,131	-14.1%
Langston Hughes	93,283	87,462	5,821	6.7%
Lorain	154,786	163,939	-9,153	-5.6%
Martin Luther King, Jr.	109,211	116,588	-7,377	-6.3%
Memorial-Nottingham	235,004	243,669	-8,665	-3.6%
Mt. Pleasant	81,055	102,589	-21,534	-21.0%
Rice	162,102	111,884	50,218	44.9%
Rockport	279,868	286,142	-6,274	-2.2%
South	111,899	137,454	-25,555	-18.6%
South Brooklyn	288,142	309,970	-21,828	-7.0%
Sterling	80,008	90,383	-10,375	-11.5%
Union	74,070	100,586	-26,516	-26.4%
Walz	212,027	213,129	-1,102	-0.5%
West Park	341,010	361,682	-20,672	-5.7%
Woodland	84,378	124,183	-39,805	-32.1%
BRANCH TOTAL	4,007,195	4,255,413	-248,218	-5.8%

CLEVELAND PUBLIC LIBRARY
BRANCH PROGRAMS AND FACILITY USE FOR 2010

AGENCY	PROGRAMS INSIDE THE LIBRARY				LIBRARY SPONSORED PROGRAMS				PROGRAMS OUTSIDE THE LIBRARY				FACILITY USE BY OTHER GROUPS	
	Adult	Juvenile	Attend.	Attend.	Adult	Juvenile	Attend.	Attend.	Adult	Juvenile	Attend.	Attend.	Use	Attend.
Addison	84	304	2,643	1	200	24	501	134	1,480					
Broadway	2	15	1,825	2	55	10	284	13	215					
Brooklyn	141	327	1,282	20	236	51	811	293	1,647					
Carnegie West	331	836	4,784	25	252	0	0	157	1,222					
Collinwood	193	841	3,452	39	1,081	12	188	62	772					
East 131	79	402	1,165	10	204	28	2,460	128	1,535					
Eastman	98	548	1,273	5	112	65	1,261	88	1,428					
Fleet	256	1,040	1,599	13	595	47	545	207	2,919					
Fulton	111	329	2,276	13	77	32	365	199	1,588					
Garden Valley	8	222	1,602	1	100	53	912	39	296					
Glenville	72	1,461	813	7	130	12	1,035	174	2,382					
Harvard-Lee	53	153	730	9	569	48	1,045	320	3,357					
Hough	19	60	2,581	3	42	3	26	54	697					
Jefferson	11	123	3,169	7	1,125	32	837	178	2,974					
Langston Hughes	3	50	526	4	89	15	553	83	896					
Lorain	13	77	1,627	3	124	57	1,573	132	917					
Martin Luther King, Jr.	241	2,273	3,661	21	585	81	2,275	663	7,175					
Memorial-Nottingham	158	895	1,670	18	1,066	23	1,158	479	4,817					
Mt. Pleasant	211	3,019	1,883	13	234	33	2,644	359	4,900					
Rice	208	2,325	1,494	5	90	12	423	66	984					
Rockport	183	441	2,753	2	50	16	880	103	1,173					
South	271	706	1,605	1	40	27	478	143	1,366					
South Brooklyn	128	209	850	4	39	8	186	140	899					
Sterling	75	598	4,113	86	1,665	69	951	227	2,178					
Union	1	15	1,976	1	53	41	651	84	1,022					
Walz	110	381	4,167	34	319	10	313	166	1,432					
West Park	271	883	2,634	0	0	19	2,672	77	911					
Woodland	5	322	2,416	15	916	33	861	54	872					
BRANCH TOTAL	3,336	18,855	60,569	362	10,048	861	25,888	4,822	52,054					
Mobile Units	5	21	0	274	1,730	629	7,284	n/a	n/a					
TOTAL	3,341	18,876	60,569	636	11,778	1,490	33,172	4,822	52,054					

**CLEVELAND PUBLIC LIBRARY
BRANCH COLLECTION COUNT**

BRANCH	2010	2009	Change	% Change
Addison	30,657	42,308	-11,651	-27.5%
Broadway	10,549	12,002	-1,453	-12.1%
Brooklyn	28,523	32,576	-4,053	-12.4%
Carnegie West	46,274	51,523	-5,249	-10.2%
Collinwood	31,649	32,220	-571	-1.8%
East 131st	18,833	28,804	-9,971	-34.6%
Eastman	58,776	66,092	-7,316	-11.1%
Fleet	43,899	54,045	-10,146	-18.8%
Fulton	40,783	44,004	-3,221	-7.3%
Garden Valley	18,353	20,219	-1,866	-9.2%
Glenville	30,762	37,971	-7,209	-19.0%
Harvard-Lee	38,533	41,838	-3,305	-7.9%
Hough	26,084	30,269	-4,185	-13.8%
Jefferson	29,210	31,839	-2,629	-8.3%
Langston Hughes	38,920	49,919	-10,999	-22.0%
Lorain	32,661	35,473	-2,812	-7.9%
Martin Luther King, Jr.	39,344	48,428	-9,084	-18.8%
Memorial-Nottingham	55,055	58,234	-3,179	-5.5%
Mt. Pleasant	24,995	29,498	-4,503	-15.3%
Rice	36,800	37,224	-424	-1.1%
Rockport	58,071	63,564	-5,493	-8.6%
South	29,993	33,635	-3,642	-10.8%
South Brooklyn	50,941	63,641	-12,700	-20.0%
Sterling	20,166	21,779	-1,613	-7.4%
Union	35,779	37,727	-1,948	-5.2%
Walz	48,132	52,408	-4,276	-8.2%
West Park	60,127	63,011	-2,884	-4.6%
Woodland	29,077	35,888	-6,811	-19.0%
Mobile Unit	27,219	28,847	-1,628	-5.6%
TOTALS	1,040,165	1,184,986	-144,821	-12.2%

**CLEVELAND PUBLIC LIBRARY
2010 COLLECTION STATISTICS**

FORMAT	MAIN COLLECTION	BRANCH COLLECTION	TOTAL COLLECTION
Books	2,728,738	729,920	3,458,658
Bound Periodicals	265,008	0	265,008
Computer Media	2,137	1,527	3,664
Government Documents	758,080	0	758,080
Maps	179,194	0	179,194
Microforms	4,640,644	0	4,640,644
Photographs, Pictures	1,383,888	0	1,383,888
Sheet Music	18,000	0	18,000
Sound Recordings	71,725	116,130	187,855
Video	55,393	120,067	175,460
TOTAL ITEMS	10,102,807	967,644	11,070,451

TOTAL SYSTEM TITLES: 2,484,790

REPORT J

**CLEVELAND PUBLIC LIBRARY
MONTHLY ACTIVITY REPORT FOR MARCH 2011**

CIRCULATION ACTIVITY	Monthly Total		Average Hourly		Year-to-Date		YTD Gain/Loss
	2011	2010	2011	2010	2011	2010	
Main Library	170,577	178,056	790	733	483,912	484,119	-0.04%
Branches	350,184	363,096	1,533	1,432	970,217	1,014,861	-4.40%
Mobile Units	6,780	6,471			17,854	17,689	0.93%
Library for the Blind	67,755	64,674			178,094	169,917	4.81%
TOTAL CIRCULATION	595,296	612,297			1,650,077	1,686,586	-2.16%

ELECTRONIC MEDIA CIRCULATION	Monthly Total		Year-to-Date		YTD Gain/Loss
	2011	2010	2011	2010	
eBook	5,016	1,293	14,506	3,604	302.5%
eAudioBook	3,096	1,596	9,304	4,393	111.8%
eMusic	38	58	206	96	114.6%
eVideo	102	45	295	109	170.6%
TOTAL eCIRCULATION	8,252	2,992	24,311	8,202	196.4%

COMPUTER USAGE	Number of Computers	Average Session	Number of Sessions		Hours in Use		YTD Gain/Loss
			2011	2010	2011	2010	
Main Library	72	43 minutes	12,280	16,198	8,868	12,131	-26.9%
Branches	328	41 minutes	66,146	78,685	44,904	42,168	6.5%
TOTAL USAGE	400		78,426	94,883	53,772	54,300	-1.0%

Sessions less than 5 minutes excluded. Hours in use does not include grace periods computers are held for patrons.

WALK-IN COUNT	Monthly Total		Average Hourly		Year-to-Date		YTD Gain/Loss
	2011	2010	2011	2010	2011	2010	
Main Library	53,956	75,881	250	312	136,530	176,226	-22.5%
Branches	264,214	315,469	1,157	1,244	719,581	803,018	-10.4%
Mobile Unit	828	780			2,136	1,961	8.9%
TOTAL VISITS	318,998	392,130			858,247	981,205	-12.5%

**CLEVELAND PUBLIC LIBRARY
BRANCH TOTAL CIRCULATION FOR MARCH 2011**

BRANCH	a Branch Circulation	b Sent from Other Branches	c Sent from Main	d Sent from Other CLEVNET Systems	e Total Direct Circulation (a+b+c+d)	f Sent to Other CLEVNET Systems	g Total Circulation (e+f)
Addison	11,117	961	800	1,199	14,077	909	14,986
Broadway	3,083	219	128	153	3,583	288	3,871
Brooklyn	7,713	920	627	876	10,136	788	10,924
Carnegie West	9,786	695	1,170	1,171	12,822	1,114	13,936
Collinwood	7,403	596	770	811	9,580	911	10,491
East 131st	4,234	495	314	471	5,514	577	6,091
Eastman	14,370	1,358	1,153	1,966	18,847	1,820	20,667
Fleet	10,431	731	852	1,060	13,074	1,148	14,222
Fulton	9,139	787	608	976	11,510	1,033	12,543
Garden Valley	3,270	305	132	234	3,941	383	4,324
Glenville	6,812	939	573	794	9,118	522	9,640
Harvard-Lee	7,626	536	519	899	9,580	904	10,484
Hough	4,365	542	394	505	5,806	499	6,305
Jefferson	7,096	797	920	1,052	9,865	949	10,814
Langston Hughes	6,373	649	534	627	8,183	709	8,892
Lorain	9,358	776	579	948	11,661	913	12,574
Martin Luther King, Jr.	6,050	462	864	1,107	8,483	782	9,265
Memorial-Nottingham	14,489	963	1,370	2,180	19,002	1,540	20,542
Mt. Pleasant	4,885	600	260	528	6,273	659	6,932
Rice	10,346	724	607	844	12,521	906	13,427
Rockport	18,585	1,610	1,415	1,940	23,550	1,965	25,515
South	7,715	469	404	514	9,102	790	9,892
South Brooklyn	16,724	1,118	1,741	2,143	21,726	2,392	24,118
Sterling	4,473	374	384	556	5,787	408	6,195
Union	5,405	612	302	510	6,829	545	7,374
Walz	13,681	1,120	1,043	1,490	17,334	1,401	18,735
West Park	17,403	1,482	2,491	3,140	24,516	2,976	27,492
Woodland	7,419	653	454	654	9,180	753	9,933
TOTAL	249,351	21,493	21,408	29,348	321,600	28,584	350,184

**CLEVELAND PUBLIC LIBRARY
BRANCH TOTAL CIRCULATION COMPARATIVE FOR MARCH 2011**

BRANCH	Monthly Total		Year-to-Date		YTD Gain/Loss	YTD %G/L
	2011	2010	2011	2010		
Addison	14,986	16,084	40,820	45,529	-4,709	-10.3%
Broadway	3,871	4,303	10,585	10,656	-71	-0.7%
Brooklyn	10,924	9,146	29,769	26,147	3,622	13.9%
Carnegie West	13,936	13,492	38,013	36,718	1,295	3.5%
Collinwood	10,491	12,664	29,987	36,426	-6,439	-17.7%
East 131st	6,091	5,144	15,440	14,417	1,023	7.1%
Eastman	20,667	22,899	58,090	63,047	-4,957	-7.9%
Fleet	14,222	16,807	39,444	46,589	-7,145	-15.3%
Fulton	12,543	12,348	35,458	32,431	3,027	9.3%
Garden Valley	4,324	4,968	11,910	14,120	-2,210	-15.7%
Glennville	9,640	7,793	26,114	24,680	1,434	5.8%
Harvard-Lee	10,484	10,835	29,791	31,379	-1,588	-5.1%
Hough	6,305	7,012	18,280	20,252	-1,972	-9.7%
Jefferson	10,814	12,573	30,435	36,605	-6,170	-16.9%
Langston Hughes	8,892	8,429	24,268	23,039	1,229	5.3%
Lorain	12,574	15,024	35,531	41,957	-6,426	-15.3%
Martin Luther King, Jr.	9,265	10,251	25,365	28,607	-3,242	-11.3%
Memorial-Nottingham	20,542	20,746	54,750	59,722	-4,972	-8.3%
Mt. Pleasant	6,932	7,233	18,732	21,567	-2,835	-13.1%
Rice	13,427	16,733	39,364	39,395	-31	-0.1%
Rockport	25,515	25,847	68,287	70,419	-2,132	-3.0%
South	9,892	10,847	26,885	31,198	-4,313	-13.8%
South Brooklyn	24,118	26,669	67,296	74,814	-7,518	-10.0%
Sterling	6,195	7,335	18,936	21,830	-2,894	-13.3%
Union	7,374	6,505	20,538	19,586	952	4.9%
Walz	18,735	19,935	51,259	54,311	-3,052	-5.6%
West Park	27,492	31,226	76,471	88,462	-11,991	-13.6%
Woodland*	9,933	248	28,399	958	27,441	*
TOTAL	350,184	363,096	970,217	1,014,861	-44,644	-4.4%

*Woodland Branch closed 10/28/2009 - 04/23/2010 for ADA accessibility renovation, asbestos abatement, and roof repair.

**CLEVELAND PUBLIC LIBRARY
BRANCH ATTENDANCE MARCH 2011**

BRANCH	Monthly Total		Year-to-Date		YTD Gain/Loss	YTD %G/L
	2011	2010	2011	2010		
Addison	6,021	8,143	16,299	19,779	-3,480	-17.6%
Broadway	1,581	2,191	4,060	4,888	-828	-16.9%
Brooklyn	5,052	4,831	12,199	11,600	599	5.2%
Carnegie West	19,761	24,006	57,526	60,395	-2,869	-4.8%
Collinwood	7,471	9,826	20,240	26,210	-5,970	-22.8%
East 131st	6,510	7,219	18,103	17,681	422	2.4%
Eastman	13,278	15,978	35,760	40,658	-4,898	-12.0%
Fleet	10,835	12,722	28,412	32,163	-3,751	-11.7%
Fulton	7,353	7,879	19,992	19,663	329	1.7%
Garden Valley	4,855	8,150	14,252	22,535	-8,283	-36.8%
Glenville	7,658	9,555	21,043	25,068	-4,025	-16.1%
Harvard-Lee	9,081	13,206	24,808	32,538	-7,830	-24.0%
Hough	14,141	16,002	37,011	40,723	-3,712	-9.1%
Jefferson	8,568	10,752	23,113	27,386	-4,273	-15.6%
Langston Hughes	6,432	7,664	17,560	19,354	-1,804	-9.3%
Lorain	7,278	8,620	19,718	22,571	-2,853	-12.6%
Martin Luther King, Jr.	6,770	7,762	18,218	19,844	-1,626	-8.2%
Memorial-Nottingham	8,691	9,696	23,399	26,050	-2,651	-10.2%
Mt. Pleasant	6,205	10,423	18,364	27,744	-9,380	-33.8%
Rice*	15,695	18,920	43,169	44,808	-1,639	-3.7%
Rockport	12,299	14,453	32,076	36,237	-4,161	-11.5%
South	9,337	12,725	23,974	30,980	-7,006	-22.6%
South Brooklyn	17,034	20,173	44,324	52,631	-8,307	-15.8%
Sterling	13,480	12,848	35,411	33,758	1,653	4.9%
Union	9,226	14,796	29,980	38,045	-8,065	-21.2%
Walz	10,779	12,621	28,232	31,377	-3,145	-10.0%
West Park	11,607	14,308	31,781	38,232	-6,451	-16.9%
Woodland*	7,216	0	20,567	0	20,567	*
TOTAL	264,214	315,469	719,581	803,018	-83,437	-10.4%

*See footnote p. 3

**CLEVELAND PUBLIC LIBRARY
BRANCH RANKINGS MARCH 2011**

Branch	Total Circulation	Branch	Attendance	Branch	Population*
1 West Park	27,492	1 Carnegie West	19,761	1 South Brooklyn	31,511
2 Rockport	25,515	2 South Brooklyn	17,034	2 Fleet	27,822
3 South Brooklyn	24,118	3 Rice	15,695	3 West Park	27,291
4 Eastman	20,667	4 Hough	14,141	4 Eastman	23,686
5 Memorial-Nottingham	20,542	5 Sterling	13,480	5 Rice	22,240
6 Walz	18,735	6 Eastman	13,278	6 Fulton	20,026
7 Addison	14,986	7 Rockport	12,299	7 Memorial-Nottingham	19,553
8 Fleet	14,222	8 West Park	11,607	8 Rockport	19,404
9 Carnegie West	13,936	9 Fleet	10,835	9 Harvard-Lee	18,834
10 Rice	13,427	10 Walz	10,779	10 Langston Hughes	17,982
11 Lorain	12,574	11 South	9,337	11 Glenville	17,317
12 Fulton	12,543	12 Union	9,226	12 Walz	16,558
13 Brooklyn	10,924	13 Harvard-Lee	9,081	13 Collinwood	16,270
14 Jefferson	10,814	14 Memorial-Nottingham	8,691	14 Addison	16,169
15 Collinwood	10,491	15 Jefferson	8,568	15 East 131st	15,658
16 Harvard-Lee	10,484	16 Glenville	7,658	16 Martin Luther King, Jr.	15,212
17 Woodland	9,933	17 Collinwood	7,471	17 Mt. Pleasant	14,724
18 South	9,892	18 Fulton	7,353	18 Lorain	13,233
19 Glenville	9,640	19 Lorain	7,278	19 Carnegie West	10,549
20 Martin Luther King, Jr.	9,265	20 Woodland	7,216	20 Union	10,316
21 Langston Hughes	8,892	21 Martin Luther King, Jr.	6,770	21 Sterling	8,046
22 Union	7,374	22 East 131st	6,510	22 Woodland	7,492
23 Mt. Pleasant	6,932	23 Langston Hughes	6,432	23 South	7,009
24 Hough	6,305	24 Mt. Pleasant	6,205	24 Hough	6,197
25 Sterling	6,195	25 Addison	6,021	25 Brooklyn	5,419
26 East 131st	6,091	26 Brooklyn	5,052	26 Jefferson	3,587
27 Garden Valley	4,324	27 Garden Valley	4,855	27 Garden Valley	2,857
28 Broadway	3,871	28 Broadway	1,581	28 Broadway	1,687
	350,184		264,214		416,649
					473,177

*Prepared By: Northern Ohio Data and Information Service – NODIS,
Maxine Goodman Levin College of Urban Affairs, Cleveland State
University

**CLEVELAND PUBLIC LIBRARY
MONTHLY ACTIVITY REPORT FOR MARCH 2011**

OTHER TRANSACTIONS Loans* to:	Monthly Total		Year-to-Date		YTD Gain/Loss
	2011	2010	2011	2010	
CLEVNET	79,011	85,613	222,878	227,676	-2.1%
MORE	1,048	958	3,064	2,729	12.3%
Other Libraries	717	692	1,799	1,957	-8.1%
TOTAL	80,776	87,263	227,741	232,362	-2.0%

*Totals included in Main Library and Branch circulation counts.

ANALYSIS OF MAIN LIBRARY REFERENCE QUESTION LOAD	Monthly Total		Year-to-Date		YTD Gain/Loss
	2011	2010	2011	2010	
Projected	28,656	30,151	70,791	74,183	-4.6%
KnowitNow Web Reference*	1,243	2,121	3,735	5,134	-27.2%
Research Correspondence	1,400	825	3,113	2,914	6.8%
Interlibrary Loan Requests	4,316	4,157	12,279	12,246	0.3%
TOTAL	35,615	37,254	89,918	94,477	-4.8%

*Questions taken by CPL staff only.

CHANGES IN PERMANENT COLLECTION	Monthly Total		Year-to-Date		YTD Gain/Loss
	2011	2010	2011	2010	
New Titles Added	8,681	7,438	22,152	19,608	13.0%
Total Items Added	41,653	31,392	91,749	89,349	2.7%

HOURS OPEN	Monthly Total		Year-to-Date		YTD Gain/Loss
	2011	2010	2011	2010	
Main Library	216	243	584	666	-12.3%
Branches	6,394	6,846	17,248	18,574	-7.1%

**CLEVELAND PUBLIC LIBRARY
ANALYSIS OF OUTPUT MEASURES MARCH 2011**

