

CLEVELAND PUBLIC LIBRARY
Minutes of the Regular Board Meeting
April 16, 2015
Trustees Room Louis Stokes Wing
12:00 Noon

Present: Ms. Butts, Mr. Seifullah, Mr. Corrigan,
Ms. Rodriguez, Mr. Hairston (arrived,
12:17 p.m.), Mr. Parker (arrived, 12:20 p.m.,
departed 1:09 p.m.)

Absent: None

Ms. Rodriguez called the meeting to order at 12:04 p.m.

Approval of the Minutes

Ms. Butts moved approval of the minutes for the Regular Board Meeting 3/19/15; and CPL150 Ad Hoc Committee Meeting of 3/16/15. Mr. Corrigan seconded the motion, which passed unanimously by roll call vote.

OATH OF OFFICE FOR BOARD SECRETARY

Mr. Corrigan administered the Oath of Office to Alan Seifullah for Secretary to the Cleveland Public Library Board of Trustees. Mr. Seifullah will serve through the balance of the year.

Ms. Rodriguez acknowledged library patron Mr. Steve Katonovic who shared comments about CRT computers, catalogue computers and internet stations and his support for repurposed older technology.

EXECUTIVE SESSION

Mr. Corrigan moved to adjourn into Executive Session to discuss pending litigation. Ms. Butts seconded the motion, which passed unanimously by roll call vote. The Board adjourned into Executive Session at 12:10 p.m.

Mr. Corrigan moved to adjourn to the Regular Meeting of Library Trustees. Ms. Butts seconded the motion, which passed unanimously by roll call vote.

REGULAR BOARD
MEETING OF
3/19/15; and
CPL150 AD HOC
COMMITTEE
MEETING OF
3/16/15
Approved

OATH OF OFFICE
FOR BOARD
SECRETARY
Administered

The Regular Board Meeting resumed at 1:09 p.m.

LTR. FROM:
ALAN S.
INGOUYE,
Ph.D.,
DIRECTOR,
AMERICAN
LIBRARY
ASSOCIATION,
OFFICE FOR
INFORMATION
TECHNOLOGY
POLICY
Acknowledged

COMMUNICATIONS

Director Thomas acknowledged the following communication: a letter from Alan S. Inouye, Ph.D., Director, American Library Association, Office for Information Technology Policy, complimenting various library staff during a recent tour. In addition, Dr. Inouye expressed gratitude for meeting with Jason Jaffery, Executive Director, Friends of the Cleveland Public Library, and the opportunity to learn more about advocacy efforts for local and national levels.

FINANCE COMMITTEE REPORT

Mr. Seifullah presented the following report.

Resolution to Accept Gifts for the Month of March

(See page 463)

Mr. Seifullah moved approval of the following resolution. Ms. Butts seconded the motion, which passed unanimously by roll call vote.

WHEREAS, The Board receives gifts of moneys and library services materials from generous citizens from time to time; and

WHEREAS, Attached to this Resolution is the Gift Report itemizing the gifts received by the Library for the month of March 2015; now therefore be it

RESOLVED, That the gifts described in the Gift Report for March of 2015 be accepted upon the conditions connected with said gifts in accordance with Section 3375.40(K) of the Ohio Revised Code.

RESOLUTION
TO ACCEPT
GIFTS FOR
THE MONTH
OF MARCH
2015
Approved

Resolution to Renew the Maintenance Agreement with Tyler Technologies, Inc. for the Support and Update Licensing of the MUNIS ERP System

(See page 464-464)

Mr. Seifullah moved approval of the following resolution. Mr. Corrigan seconded the motion, which passed unanimously by roll call vote.

WHEREAS, In March, 2006, The Library entered into a system agreement with Tyler Technologies for maintenance of the Library's MUNIS ERP system, and continues to expand the functionality of the Library's ERP system implementing modules to improve efficiency; and

WHEREAS, The Library's ERP system includes Financials, Human Resources, Payroll and General Revenue and needs to continue support and to update licensing; and

WHEREAS, The effective date of termination of the current maintenance agreement with Tyler Technologies, Inc. for the support and to update licensing of the Library's MUNIS ERP system is May 16, 2015; now therefore be it

RESOLVED, That the Board of Trustees authorizes the Executive Director, CEO or his designee, to execute all documents necessary to renew the Maintenance Agreement with Tyler Technologies, Inc., subject to the Chief Legal Officer's approval, for the period May 17, 2015 through May 16, 2016 at a cost not to exceed \$57,326.45, with the expenditure being charged to the General Fund Account 13010053-53360.

Mr. Corrigan stated that this item was discussed at Finance Committee Meeting and this represents a reduction as staff has economized on some of the modules.

Resolution Authorizing First Amendment to an Agreement With Cintas Corporation for Uniform Rental Services

(See pages 467-468)

Mr. Seifullah moved approval of the following resolution. Mr. Corrigan seconded the motion, which passed unanimously by roll call vote.

RESOLUTION TO RENEW THE MAINTENANCE AGREEMENT WITH TYLER TECHNOLOGIES, INC. FOR THE SUPPORT AND UPDATE LICENSING OF THE MUNIS ERP SYSTEM

Approved

RESOLUTION AUTHORIZING FIRST AMENDMENT TO AN AGREEMENT WITH CINTAS COPRPORATION FOR UNIFORM RENTAL SERVICES

Approved

WHEREAS, On April 18, 2013, the Board of Trustees of the Cleveland Public Library approved a three (3) year agreement with Cintas Corporation ("Cintas") in the estimated amount of \$24,506.61 for uniform rental for certain Cleveland Public Library employees, excluding employees in the Safety and Protective Services Department. This agreement expires on April 30, 2016; and

WHEREAS, The Library desires to amend the agreement with Cintas to add uniforms for employees of the Safety and Protective Services Department, and to provide fire resistant uniforms for Maintenance Mechanics; and

WHEREAS, Cintas has proposed monthly rental charges of \$.35 for each fire resistant shirt and pant, \$.20 for security shirts, and \$.139 for cargo pants. The Library estimates that the total cost of the additional uniforms shall be approximately \$9,000.00; and

WHEREAS, Cintas has also proposed that the Library amend the agreement to require that at the end of the agreement, the Library buy back uniforms that are damaged beyond normal wear and tear or which have been altered. The Library will be required to buy back security shirts which have been altered by affixing a security patch to the sleeve. The buyback rate for security shirts is \$12.00 per garment, \$28.00 per garment for cargo pants, \$55.00 per garment for fire resistant pants, and \$65.00 per garment for fire resistant shirts; and

WHEREAS, The Library also needs to add additional funds to the original contract to cover unanticipated uniform replacement and rental costs through the end of the three-year term; now therefore be it

RESOLVED, That the Board of Trustees authorizes the Executive Director, CEO, or his designee, to enter into an amendment to the three (3) year agreement with Cintas Corporation (officially known as Cintas Sales Corporation) effective April 30, 2015, for uniform rental services for Safety and Protective Services and Maintenance Mechanic employees at an estimated cost of \$9,000.00 plus an additional amount of \$4,000.00 for buyback costs and unanticipated uniform replacement and rental costs through the end of the agreement, increasing the agreement by \$13,000.00 for a total

agreement amount of \$37,506.61, with the expenditure being charged to the General Fund Account 12100053/12930053-53340 Building Maintenance.

Mr. Corrigan stated that this item was discussed at Finance Committee Meeting and it represents the balance of the initial three year agreement as the item will go out for bids next year.

Resolution to Amend Design Services Agreement with Bostwick Design Partnership for Redefined Phase 2 of the Main Library Consolidation Project

Mr. Seifullah moved approval of the following resolution. Ms. Butts seconded the motion, which passed unanimously by roll call vote.

WHEREAS, On November 20, 2014, the Board of Trustees of the Cleveland Public Library adopted a Resolution authorizing the Library to enter into an amendment to the agreement ("Agreement") with Bostwick Design Partners ("Bostwick") in the amount of \$74,450.00, to provide pre-design services for the Redefined Phase 2 of the Main Library Consolidation Project, a project consisting of redesigning the first floor of the Main building and Brett Hall, and the first and second floors of the Louis Stokes Wing; and

WHEREAS, On February 19, 2015, this Board authorized another amendment to the Agreement with Bostwick in the amount of \$49,750.00 for schematic design services, reimbursables and a wayfinding audit for Redefined Phase 2 of the Main Library Consolidation Project; and

WHEREAS, Bostwick is in the process of preparing a preliminary project budget for the Redefined Phase 2 in an amount not-to-exceed Five Million Dollars (\$5,000,000), but needs additional time and input from the Library in order to complete the estimate; and

WHEREAS, In order for Bostwick to continue with estimating and preliminary design services for the Redefined Phase 2 of the Main Library Consolidation Project, the Library is requesting that the Board authorize the Executive Director to negotiate and enter into an amended Agreement with Bostwick for design services in an amount not-to-exceed \$750,000.00,

RESOLUTION TO
AMEND DESIGN
SERVICES
AGREEMENT
WITH BOSTWICK
DESIGN
PARTNERSHIP
FOR REDEFINED
PHASE 2 OF THE
MAIN LIBRARY
CONSOLIDATION
PROJECT
Approved

including both architectural, wayfinding and multimedia design costs; now therefore be it

RESOLVED, That the Board of Library Trustees authorizes the Executive Director, CEO or his designee, to negotiate and enter into an amendment to the Agreement with Bostwick Design Partners to provide professional architect services necessary to design the project, design the wayfinding and multimedia, develop plans and specifications, provide bidding oversight services and construction administration services for the Redefined Phase 2 of the Main Library Consolidation Project in and amount not to exceed a total of Seven Hundred Fifty Thousand Dollars (\$750,000) to be charged to Building & Repair Fund Account 40190105-55300-11901. The amendment shall be subject to the review and approval of the Chief Legal Officer.

RESOLUTION
EXTENDING
AGREEMENT
WITH G4S
SECURE
SOLUTIONS,
INC. (USA)
Approved

Resolution Extending Agreement with G4S Secure Solutions, Inc. (USA)

Mr. Seifullah moved approval of the following resolution. Mr. Hairston seconded the motion, which passed unanimously by roll call vote.

WHEREAS, On April 21, 2011, the Board of Trustees of the Cleveland Public Library authorized the Library to enter into an agreement (the "Agreement") with G4S Secure Solutions, Inc. ("G4S") to provide safety and security services at its branches. This Agreement expired on June 4, 2014; and

WHEREAS, On May 13, 2014, this Board authorized the extension of the G4S Agreement through December 31, 2014 in order to provide the Department of Safety and Protective Services additional time to prepare a new staffing plan and evaluate its needs for the branches, and to prepare a Request for Proposal for a new outside security services agreement; and

WHEREAS, On October 16, 2014, this Board authorized the extension of the G4S Agreement through June 30, 2015 in order to afford the Department of Safety and Protective Services additional time to implement staffing changes; and

WHEREAS, The process of implementing staffing changes to the Department of Safety and Protective Services has

been slower than expected because of the challenges in finding qualified candidates to hire, and the Department needs additional time to determine its needs for outside security services and would, therefore, like to extend the G4S Agreement through December 31, 2015; and

WHEREAS, G4S has agreed to extend the existing agreement at the same rate of \$13.71 per hour for an unarmed security guard, \$20.24 per hour for a dispatcher, and \$25.22 per hour for an Account Manager; now therefore be it

RESOLVED, That the Board of Trustees authorizes the Executive Director, CEO, or his designee, to negotiate and enter into an amendment to the Agreement to extend the term through December 31, 2015 subject to review and approval by the Library's Chief Legal Officer, with the costs being charged to General Fund Account 12930053-53380 Contract Security.

Resolution Authorizing Agreement with URS Corporation for Environmental Survey for Safe, Warm and Dry Construction Initiative

(See pages 469-472)

Mr. Seifullah moved approval of the following resolution. Mr. Hairston seconded the motion, which passed unanimously by roll call vote.

WHEREAS, On March 19, 2015, the Board of Trustees adopted a resolution allocating the sum of \$5,000,000 from the Building and Repair Fund to the *Safe, Warm and Dry Construction Initiative* for the repair, improvement, and maintenance of the Addison, Collinwood, Glenville, Harvard-Lee, Langston Hughes, Carnegie West, Fulton, Jefferson, Lorain, and Rockport branches in accordance with the four (4) priorities set forth in the facilities assessment prepared by Westlake, Reed, Leskosky in 2011; and

WHEREAS, Prior to construction it is necessary to conduct an asbestos survey and testing to identify and quantify the existing asbestos containing materials in the branches so that budget and abatement options can be anticipated; and

RESOLUTION
AUTHORIZING
AGREEMENT
WITH URS
CORPORATION
FOR
ENVIRONMENTAL
SURVEY FOR
SAFE, WARM AND
DRY
CONSTRUCTION
INITIATIVE
Approved

WHEREAS, The Library has obtained a proposal from URS Corporation in the amount of Forty-Eight Thousand Dollars (\$48,000.00) to provide an asbestos survey and testing for the ten (10) branches. In January of 2015, URS Corporation submitted a current Statement of Qualifications to the Library, and under Ohio Revised Section 153.71, the Library is authorized to enter into a contract in an amount less than Fifty Thousand (\$50,000) with an engineering firm that has submitted a current statement of qualifications within the preceding year; now therefore be it

RESOLVED, That this Board authorizes the Executive Director and his designee to enter into an agreement with URS Corporation in an amount not-to-exceed Forty-Eight Thousand Dollars (\$48,000.00) for an asbestos survey and testing of the ten (10) branches which are a part of the Safe, Warm and Dry Construction Initiative, which shall be paid out of Building and Repair Fund No. 4017xx03-53310-10798 (Building Repair) where 7xx=branch, and which agreement will be subject to the approval of the Chief Legal Officer.

Mr. Corrigan asked what additional information was available relative to a price comparison.

Joyce Dodrill, Chief Legal Officer, stated that EA Group for a quote for an asbestos survey for one building with 8,300 square feet. The amount for the EA Group totaled approximately \$2,760. The amount for URS Corporation totaled \$4,400 for one building of approximately the same size. Ms. Dodrill noted that the quote from the EA Group did not include several items that URS did include. Such items were: (1) inventory of regulated waste (2) budget preparation; (3) preparation of health and safety plan and document review.

Mr. Corrigan thanked Ms. Dodrill for the additional information for the record.

FISCAL
OFFICER'S
REPORT
Submitted

Fiscal Officer's Report

(See pages 473-524)

REPORT ON
INVESTMENTS
Submitted

Report on Investments

(See page 525)

Report on Conference and Travel Expenditures

(See page 526)

Report on Cleveland Foundation Grant for Library Learning Centers

(See page 527)

Purchases from \$5,000-\$25,000 for the period 1/1/15-3/31/15

(See page 528)

Purchases Exceeding \$25,000 for the period 1/1/15-3/31/15

(See page 529)

Fee Paid for Legal Advice and Services to Ogletree

(See page 530)

HUMAN RESOURCES COMMITTEE REPORT

Mr. Hairston presented the following report.

Regular Employee Report

(See pages 531-532)

Mr. Hairston moved approval of the Regular Employee Report. Mr. Corrigan seconded the motion, which passed unanimously by roll call vote.

Retirement Recognition Citation

Mr. Hairston moved approval of the following resolution. Mr. Corrigan seconded the motion, which passed unanimously by roll call vote.

A Citation has been issued for the following staff members on the occasion of their retirement:

Lorenzo Brazzell, 30 years of service, Custodian, Grade B - Property Management, 03/31/2015

REPORT ON
CONFER. &
TRAVEL
EXPENDITURES
Submitted

REPORT ON
CLEVELAND
FOUNDATION
GRANT FOR
LIBRARY
LEARNING
CENTERS
Submitted

PURCHASES
FROM \$5,000-
\$25,000, 1/1/15-
3/31/15
Submitted

PRUCHASES
EXCEEDING
\$25,000, 1/1/15-
3/31/15
Submitted

FEE PAID FOR
LEGAL ADVICE
AND SERVICES
TO OGLETREET
Submitted

REGULAR
EMPLOYMENT
REPORT
Approved

RETIREMENT
RECOGNITION
CITATION
Approved

Kathy Broz, 5 years of service, LA Computer Emphasis,
Grade F - Rice Branch, 03/31/2015

Be it resolved that the citation for the above staff members be presented by the Board of Trustees in appreciation of their faithful and dedicated service given to the Library by them be recorded in the minutes of this meeting, and

Be it further resolved that the citation be sent to them forthwith if they are not present at this meeting of the Board of Trustees.

**REPORT ON
PAID SICK
TIME**

Submitted

Report on Paid Sick Time Used by the Month

(See page 533)

**AFFIRMATIVE
ACTION PLAN
REPORT**

Submitted

Affirmative Action Plan Report

(See page 534)

**INSURANCE
SUMMARY
REPORT**

Submitted

Insurance Summary Report

(See page 535)

COMMUNITY SERVICES

Mr. Corrigan submitted the following report.

**MONTHLY
ACTIVITY
REPORT**

Submitted

Monthly Activity Report

(See pages 536-542)

Mr. Corrigan noted that this report reflects that reduction in circulation which may have been the result of inclement weather. Mr. Corrigan noted that DVD circulation is rapidly declining as a result of streaming media.

**COMPARATIVE
STATEMENT
OF ANNUAL
STATISTICS
2014**

Submitted

Comparative Statement of Annual Statistics 2014

(See pages 543-549)

Mr. Corrigan noted that interlibrary loan outside of CLEVNET reflects a 23% decline.

Building Status Update

Myron Scruggs, Director of Property Management, stated that the Property Management Department begun cleaning library branches and facilities; finishing painting at Langston Hughes; maintenance and landscaping of the Eastman Reading Garden; and will soon begin painting and carpeting at West Park branch.

Mr. Corrigan requested that outside lighting be maximized during the Rock n Roll Hall of Fame Induction Ceremony Weekend.

CPL150 Strategic Plan Update

Timothy Diamond, Chief Knowledge Officer, stated that the Advisory Committee for South Branch met last Thursday. The Public Meeting for South Branch will be May 7, 2015 at Lincoln West High School. Advisory Committees for Fleet, Woodland and Sterling will meet next week to schedule their respective public meetings. Following those meetings, recommendations will be compiled in a final report and presented to the Board.

Mr. Corrigan stated that the Resolution to Amend Design Services Agreement with Bostwick Design Partnership for Redefined Phase 2 of the Main Library Consolidation Project has been approved by the Board of Trustees today which supports the CPL150 Strategic Plan.

Safe, Warm and Dry Update

Mr. Corrigan stated that the Resolution Authorizing Agreement with URS Corporation for Environmental Survey for Safe, Warm and Dry Construction Initiative has been approved by the Board of Trustees today.

Joyce Dodrill, Chief Legal Officer stated, that it is anticipated that an RFQ for Architect will go out next month.

Friends Board Update

Jason Jaffery, Executive Director, The Friends of the Cleveland Public Library, gave the following highlights: (1) Programming: Launching an Executive Speakers Series and marketing the event to business leaders and professionals who work downtown making the Main Library

**BUILDING
STATUS
UPDATE**
Presented

**CPL
STRATEGIC
PLAN UPDATE**
Presented

**SAFE, WARM
AND DRY
UPDATE**
Presented

**FRIENDS
BOARD
UPDATE**
Presented

a destination and make the Library a philanthropic priority for the corporate community; (2) Fundraising: The program strategy will focus on renewing relationships with corporate donors and identify new underwriters; work continues with the Friends Board to work within their respective networks for fundraising and event sponsorship, and relationship building and management; and (3) Advocacy: The focus has been on resetting the Public Library Fund and preserving existing Library funding; working with Tim Cosgrove and Ohio Library Council; participation on 2015 OLC Legislative Day; developing strategies on local elected officials.

Director Thomas stated that the Ohio House recently presented their budget maintaining the Governor's proposed tax reductions.

Ohio Library Council pushed for bill to amended the PLF from 1.66% to 1.7% representing a \$500,000 increase in funding for the Cleveland Public Library. This indicates that the House is agreeable to finding additional funding for Ohio libraries. This is a starting point for the Library's participation at OLC Legislative Day.

Ms. Rodriguez stated that the Library Board is available to support The Friends Board by networking and in fundraising efforts. Ms. Rodriguez asked that the Library Board be current in their respective memberships to The Friends Board.

DIRECTOR'S REPORT

Presented

DIRECTOR'S REPORT

Before presenting his report, Director Thomas thanked staff for their hard work with Women's History Month.

Ms. Butts presented Milos Markovic, Manager, Foreign Literature Department, with donations from her trip to China where she met with a director of a cultural library.

Ms. Butts asked if it had been determined how funding from New York Community Bank would be used at Woodland and Carnegie West branches.

Director Thomas stated that Carnegie West would create a farmers market and programming for children which would consist of gardening, cooking and healthy foods. The Carnegie West Learning Center is scheduled to open on June 10, 2015. Decisions at Woodland have not been confirmed. However, an opening is anticipated for September 2015.

Form Communities of Learning

Music at Main

Mad Macs Irish band gave a fantastic concert with a mix of traditional and modern Irish Music on March 14th to the delight of 52 patrons at Main Library.

ImpACT 216, College Now's ACT preparation program was offered 88 times at the following branches: Eastman, Harvard-Lee, MLK, and South Brooklyn. Average class attendance is 25 students per site.

Main Library Book Clubs

Main Library Book Clubs were in full swing during the month of March. The Center for Local and Global History returned with *A Train in Winter* led by manager Olivia Hoge. The Get Graphic Book Club discussed *Ms. Marvel* by G. Willow Wilson and *Adriana Alphona and Katana: Soultaker* by Ann Nocenti and Alex Sanchez. The Social Science Book Club had twelve people at the first spring Non-fiction Book Club meeting on March 12th with Special Collections Librarian Stacie Brisker leading the discussion of Jenny Nordberg's *The Underground Girls of Kabul*. Ms. Brisker prepared handouts, questions and did research in the department to find relevant material citing a 1909 publication from Special Collections on customs and life in Afghanistan at the turn of the 20th century.

Fighting Community Deficits

During the month of March, the Library hosted a total of 157 programs, and 172 story times were conducted throughout the system and at various offsite locations. Educational programming and services, not included in the above totals, accounted for approximately 107 adult education classes, and 846 hours of after-school homework help: 702 hours for grades K-8 provided by the

Cleveland State University America Reads program and 144 hours of intensive reading instruction for children grades K-3, provided by Braxton Educational and Technology Consulting. After-school snacks were served M-Th. at 10 branch locations.

On Saturday, March 14th, the Hough Branch hosted the Legal Aid @ Your Library clinic. Forty-six patrons signed up to receive a free consultation from a volunteer attorney.

Celebrate a Global Perspective

On March 14th in honor of Women's History Month, the Library hosted Cleveland author, Michelle Knight in the Louis Stokes Wing auditorium. To an audience of over 400 people, Knight and program moderator, Joanna Connors of *The Plain Dealer*, spoke about her book *Finding Me: a Decade of Darkness, a Life Reclaimed* and the rebuilding of her life after captivity.

As a part of the Cleveland International Film Festival, the library sponsored the documentary film, *Most Likely to Succeed*. The film explored project-based, hands-on learning, as an alternative to the industrial model of learning which has dominated the U.S. educational system since the 19th century. Youth Outreach & Programming Coordinator, Ms. Nichole Shabazz made introductory remarks to an audience of over 500 people from the area.

Lunar New Year

The Lunar New Year celebration was held at Main Library on Saturday, March 7th. The Year of the Goat celebration featured dancing, a mask making artist, calligraphers, a balloon twister, two puppet shows, an animal expert and a library scavenger hunt all on the 4th floor of Main in the Youth Services and Foreign Literature Departments.

World Read Aloud Day

Youth Services staff members participated in World Read Aloud Day on Wednesday, March 4th. Librarians and library assistants wore signs that displayed, In Celebration of World Read Aloud Day, ask me to read you a story! and story times were held around the clock

giving families an opportunity to participate in the event.

Get Graphic with Vera

Dr. Vera Camden presented a special lecture in the Literature Department titled "We Are All in the Gutter but Some of Us Are Looking at Stars" in honor of Women's History Month on Saturday, March 9th.

Youth Services staff members developed and coordinated three creative and unique Art Lab and Studio 470 programs during the month of March. Women's History Bingo was presented on March 7th and 9th. Children and their families were invited to come play a few games of BINGO while learning about women who changed the world. On March 11th, Studio 470 was open for a program titled Making Speakers using Sticky Notes. Participants learned how speakers work to produce sound. Civil War Living History Day was held on March 28th. The program told the story of a soldier's life and the many roles of women. A scavenger hunt was also part of the day.

Research That's Possible Only at Main Library

* An out-of-state university professor visited the Map Collection to research his project showing population movements in the Hough neighborhood over a 100 year time period.

* A television producer in Los Angeles researched historical figures using Sanborn Maps and the Plain Dealer Historical database.

* A patron was looking for photographs for his latest book on Cleveland theaters.

* A museum contacted the Photograph Collection looking for images to include in the Nipigon River Fishing Heritage Gallery.

* The Corning Glass Museum's Rakow Library contacted the Photograph Collection looking for any possible images or materials related to the transport of a 200 inch glass Pyrex disk that was used as a reflecting telescope in 1936. One photograph was found.

* A patron doing a documentary on contacted Photograph Collection looking for pictures of a prominent Cleveland family who owned a candy company in the early 1900s.

* Fine Arts staff assisted 2 organists researching information related to two organist organizations that performed at their 1925 convention held in Cleveland.

* Staff assisted a Professor from an out of state university researching Cleveland composer James Hotchkiss Rogers. The collection has several rare scores by Rogers (pre-1923) so these will be digitized, copied, and facsimiles made for circulation.

* A patron requested a copy of a pre-1923 song from the Sheet Music Collection entitled "A Summer Wish" by Hugh Whitefield Martin. CPL is the only holding library for this song.

* The head librarian from the Ingalls Library of the Cleveland Museum of Art inquired about finding letters to and from Frank Lloyd Wright written about his Taliesin architectural project.

* Patrons requested information about two art pieces in Cleveland: one about the woman artist, Luella Varney Serrao who created the busts for CPL of William Brett and Mark Twain (on view in Special Collections); information about the Brahms monument at Edgewater Park.

* Special Collections staff assisted a patron doing research from the Folklore collection in regards to magic, spells, hexes, and curses and research on Geotia and the lesser key of Solomon.

* The Executive Director of the Medieval Academy of America, with a paleographer and codicologist wanted to see 2 French illuminated leaves of the Beauvais Missal (circa 1285). One leaf is part of the Otto Ege set of "Fifty Original Leaves of Medieval Manuscripts" and the other is cataloged by itself. She is conducting a book-length study of this dismembered manuscript known as the Beauvais Missal.

* A chess researcher needed a scan from a collection of Sam Loyd games for his blog. The entry is about the Golmayo v Loyd game.

Strategic Plan

Our Mission:

We are "The People's University," the center of learning for a diverse and inclusive community.

Our Strategic Priorities:

1. Form communities of learning
2. Fight community deficits
3. Ready for the future: CPL 150
4. Cultivate a global perspective
5. Innovate for efficient and sustainable operations

Meetings and Activities

- I presented at the Reach Out and Read Greater Cleveland Conference.
- I presented at SXSWEDU with fellow panelists from the Aspen Institute.
- I was a panelist for Digital Learning Day Live in Washington, D.C.
- I joined **Trustee Corrigan** for CPL's participation in this year's St. Patrick's Day parade.

CLEVNET

CPL has over 10,000 total followers on Twitter and the Facebook page currently has over 7,200 fans.

GRANTS & DEVELOPMENT

Submitted Grants

Time Warner Cable - Submitted \$5,000 sponsorship request for the 2015 Cleveland Mini Maker Faire.

Saint Luke's Foundation of Cleveland - Submitted \$180,000 (over three years) request in support of early literacy and family support programming at Woodland Branch, in partnership with Family Connections.

Projects

Urban Library Council Innovations Initiative - Submitted award nomination for Cleveland Digital Public Library.

New York Community Bank - Submitted progress report for early literacy spaces at Woodland and Carnegie West Branch

Letters of Support

- Vanguard of Cleveland (Department of Public Safety - Division of Fire) outreach initiatives
- Cleveland Metropolitan Housing Authority's (CMHA) application for the Choice Neighborhood Implementation Grant

PUBLIC SERVICES

PROGRAMS

During the month of March the Library hosted a total of 157 programs, and 172 story times were conducted throughout the system and at various offsite locations. Educational programming and services, not included in the above totals, accounted for approximately 107 adult education classes, and 846 hours of after-school homework help: 702 hours for grades K-8 provided by the Cleveland State University America Reads program and 144 hours of intensive reading instruction for children grades K-3, provided by Braxton Educational and Technology Consulting. After-school snacks were served M-Th. at 10 branch locations.

ImpACT 216, College Now's ACT preparation program was offered 88 times at the following branches: Eastman, Harvard-Lee, MLK, and South Brooklyn. Average class attendance is 25 students per site.

On Saturday, March 14th, the Hough branch hosted the *Legal Aid @ Your Library* clinic. Forty-six patrons signed up to receive a free consultation from a volunteer attorney.

On March 14th in honor of Women's History Month, the Library hosted Cleveland author, Michelle Knight in the Louis Stokes Wing auditorium. To an audience of over 400 people, Knight and program moderator, Joanna Connors of the Plain Dealer, spoke about her book *In Finding Me ...* and the rebuilding of her life after captivity.

As a part of the Cleveland International Film Festival, the library sponsored the documentary film, *Most Likely to Succeed*. The film explored project-based, hands-on learning, as an alternative to the industrial model of learning which has dominated the U.S. educational system since the 19th century. Youth Outreach & Programming Coordinator, Ms. Nichole Shabazz made introductory remarks to an audience of over 500 people from the area.

MEETING ROOMS and SCHEDULING

The total number of requests for Main Library in the month of March was 73. There was an estimated total attendance of 2,632. The Lake Shore Facility requested meeting rooms 11 times and 213 requests originated in branch libraries; there was an estimated total attendance of 3,211. There were a total of 61 AV requisitions for the month of March.

BOOKMOBILE/ON THE ROAD TO READING

The Empowering and Strengthen Ohio's People (ESOP) programs continued in March with one being held at Kingsbury Towers on March 19th with twenty two residents in attendance. The ESOP program that was held at Fairview Gardens on March 26th was a smaller but inquisitive group of eight residents. ESOP program director Sonya Edwards was very happy with the turn outs and requested to continue working with the Mobile Services Department and its senior apartment sites.

On March 25th The Centers for Families and Children held their kindergarten fair for the parents of children entering kindergarten in the fall of 2015. The On the Road to Reading program works with several of The Centers and was invited to participate and promote library services to the families of young children there were approximately thirty five families in attendance.

The Bookmobile continued to have mechanical issues in March causing the cancellation of the Asian Evergreen Apartments, University Tower Apartments and Antioch Tower Apartments stops on March 23rd. All site coordinators were notified and patrons who had request waiting for them were called and notified that the stop would be canceled for the day.

Lunar New Year

The Lunar New Year celebration was held at Main Library on Saturday, March 7th. The Year of the of the Goat,

Sheep, and Ram celebration featured dancing, a mask making artist, calligraphers, a balloon twister, two puppet shows, an animal expert and a library scavenger hunt all on the 4th floor of Main in the Youth Services and Foreign Literature Departments

World Read Aloud Day

Youth Services staff members participated in World Read Aloud Day on Wednesday, March 4th. Librarians and library assistants wore signs that displayed, *In Celebration of World Read Aloud Day, ask me to read you a story!* and story times were held around the clock giving families an opportunity to participate in the event.

Get Graphic with Vera

Dr. Vera Camden presented a special lecture in the Literature Department titled "*We Are All in the Gutter but Some of Us Are Looking at Stars*" in honor of Women's History Month on Saturday, March 9th.

Music at Main

Mad Macs Irish band gave a fantastic concert with a mix of traditional and modern Irish Music on March 14th to the delight of 52 patrons at Main Library.

CSU Confucius Institute Partnership

The CSU Confucius Institute Partnership continued with a series of Chinese business classes, Business Chinese I and II: Introduction to Business Culture were offered several times during the month of March.

Main Library Book Clubs

Main Library Book Clubs were in full swing during the month of March. The Center for Local and Global History returned with *A Train in Winter* led by Manager Olivia Hoge. The Get Graphic Book Club discussed *Ms. Marvel* by G. Willow Wilson and Adriana Alphona and *Katana: Soultaker* by Ann Nocenti and Alex Sanchez. The Social Science Book Club had twelve people at the first spring Non-fiction Book Club meeting on March 12th with Special Collections Librarian Stacie Brisker leading the discussion of Jenny Nordberg's *The Underground Girls of Kabul*. Ms. Brisker prepared handouts, questions and did research in the department to find relevant material citing a 1909 publication from Special Collections on customs and life in Afghanistan at the turn of the 20th century. The Popular Department Literary Book Club

discussed *Carthage* by Joyce Carol Oates and the African-American Book Club read *A Life Apart* by L.Y. Marlow.

Sports Icon Interview Series

Social Science Department Library Assistant Peter Elwell coordinated the eighteenth Sports Icon Interview with Dan Coughlin and Cleveland Browns minority owner, Bob Gries, on March 11th. During the lunch portion of the program, Special Collections Librarian Kelly Ross Brown gave a presentation about the *Gries Tobacco Collection* and the *Derrydale Press Collection*.

Art Lab & Studio 470 Programs

Youth Services staff members developed and coordinated three creative and unique Art Lab and Studio 370 programs during the month of March. *Women's History Bingo* was presented on March 7th and 9th. Children and their families were invited to come play a few games of BINGO while learning about women who changed the world. On March 11th, Studio 470 was open for a program titled *Making Speakers using Sticky Notes*. Participants learned how speakers work to produce sound. *Civil War Living History Day* was held on March 28th. The program told the story of a soldier's life and the many roles of women. A scavenger hunt was also part of the day.

Foreign Language Story Time

Foreign Literature Subject Librarian Victoria Kabo hosted two Russian language children's programs stressing early literacy, socialization, and arts and crafts during the month of March.

Library Blogs

Special Collections Librarian Stacie Brisker authored a blog about the Irish manuscript known as the *Book of Ballymote*. Special Collections has an 1887 limited edition facsimile which displays pre-Christian Irish manuscripts related to family clans, bible stories, towns and harvests.

Main Library Tours

Main Library staff members provided several tours during the month of March. Special Collections Librarian Kelly Ross Brown and Foreign Literature Manager Milos Markovic gave a tour for *Destination Cleveland's CLE Travelbackers* program on March 9th. This program consists of a workshop designed to promote best-in-class hospitality service and knowledge of all things

Cleveland to front-line hospitality staff. Special Collections Librarian Stacie Brisker gave for visiting ALA officers and a tour in conjunction with OPS and CDPL on March 17th. Several *Lincoln at Cleveland* exhibit tours were provided on March 4th including third graders from Wilo-Hill Christian School, a Boy Scout troop and forth graders from St. Michaels.

Popular Library Manager Sarah Flinn and Popular Department Clerk Benjie Smith led a tour of 30 children from the University of Cleveland Preparatory School.

February Exhibits and Displays

During the month of February Main Library staff members created a number of displays and exhibits. The AV Department created a display of AV materials for Lunar New Year, the Fine Arts Department had an assortment of Irish music scores and art books on display acknowledging St. Patrick's Day, and the Special Collections Department exhibited 2 Irish facsimiles of Irish text manuscripts from the pre-Christian era (*Book of Ballymote* and the *Book of Kells*). The Youth Services Department created various displays to highlight Woman's History Month, St. Patrick's Day, and the first day of spring. The Center for Local and Global History staff members created a display for Women's History Month, book displays for History's Great Romances, Ides of March, Abraham Lincoln and two new displays in the Photograph Collection. One display showcases the collection of cinema history photographs in the collection. The other display uses interesting, historical headlines from the Plain Dealer along with photographs from the collection.

Main Library Outreach

Foreign Literature Subject Librarian Mary Torres conducted bilingual story time and craft lesson at Melissa's Learning Tree Day Care on March 10th and Senior Subject Librarian Caroline Han hosted ESOL and Information Literacy program for seniors at Goodrich-Gannett Community Center.

Poetry Out Loud

Literature Department Manager Amy Dawson served as a judge for the Statewide Poetry Out Loud Contest on March 7th. The Ohio Center for the Book became a partner with the Ohio Arts Council in 2014 on the statewide promotion of the national competition of Poetry Out Loud.

Youth Service Outreach

Youth Services Staff members facilitated weekly story times at the Federal Building and Smarty Pants Day Care and Community Villa View.

Collection Development

In an effort to consolidate indexes and emphasize circulating items in prime real estate, the Science and Technology Department has started to weed foreign car shop manuals. This plan will enhance the value and use of the print indexes which are not available online and thus lead researchers to CPL's Microform Center for further study. Science and Technology staff have also re-organized packets for The Seed Library, co-sponsored by Cleveland Public Library and the Cleveland Seed Bank and are also in the process of updating the information sheets available for each type of seed. The department serves as the hub for the seed library project.

Six new microfilm cabinets arrived in for the History collection. They will be used to hold microfilm of five Cleveland area newspapers that are currently in the Microform Center.

A professor of Arabic Studies donated 15 titles (in Arabic) for the Orientalia Collection and a patron from Painesville, Ohio donated a turn of the 20th century wooden cigar mold and cigar labels of the F.J. Kasper Cigar Co. of Oneida, NY for the Tobacco Collection.

Research that's Possible Only at Main Library

- An out-of-state university professor visited the Map Collection to research his project showing population movements in the Hough neighborhood over a 100 year time period.
- A television producer in Los Angeles researched historical figures using Sanborn Maps and the Plain Dealer Historical database.
- A patron was looking for photographs for his latest book on Cleveland theaters.
- A museum contacted the Photograph Collection looking for images to include in the Nipigon River Fishing Heritage Gallery.
- The Corning Glass Museum's Rakow Library contacted the Photograph Collection looking for any possible images or materials related to the transport of a 200 inch glass Pyrex disk that was used as a

reflecting telescope in 1936. One photograph was found.

- A patron doing a documentary on contacted Photograph Collection looking for pictures of a prominent Cleveland family who owned a candy company in the early 1900's.
- Fine Arts staff assisted 2 organists researching information related to two organist organizations that performed at their 1925 convention held in Cleveland.
- Staff assisted a Professor from an out of state university researching Cleveland composer James Hotchkiss Rogers. The collection has several rare scores by Rogers (pre-1923) so these will be digitized, copied, and facsimiles made for circulation.
- A patron requested a copy of a pre-1923 song from the Sheet Music Collection entitled "*A Summer Wish*" by Hugh Whitefield Martin. CPL is the only holding library for this song.
- The head librarian from the Ingalls Library of the Cleveland Museum of Art inquired about finding letters to and from Frank Lloyd Wright written about his Taliesin architectural project.
- Patrons requested information about two art pieces in Cleveland: one about the woman artist, Luella Varney Serrao who created the busts for CPL of William Brett and Mark Twain (on view in Special Collections); information about the Brahms monument at Edgewater Park.
- Special Collections staff assisted a patron doing research from the Folklore collection in regards to magic, spells, hexes, and curses and research on Geotia and the lesser key of Solomon.
- The Executive Director of the Medieval Academy of America, with a paleographer and codicologist wanted to see 2 French illuminated leaves of the *Beauvais Missal* (circa 1285). One leaf is part of the Otto Ege set of "*Fifty Original Leaves of Medieval Manuscripts*" and the other is cataloged by itself. She is conducting a book-length study of this dismembered manuscript known as the *Beauvais Missal*.
- A chess researcher needed a scan from a collection of *Sam Loyd games* for his blog. The entry is about the *Golmayo v Loyd game*.

BRANCHES

Addison Branch manager Magnolia Peters along with Director of Public Services, John Skrtic and Asst.

Director of Outreach and Programming Services, Aaron Mason met with a representative from Upscale Art Studio regarding art programming at the branch.

Brooklyn -With the break in the weather Children's staff was finally able to make school visits on a consistent basis, doing outreach programs no less than seven times from March 4 to March 20. The branch has also seen an increase of meeting room use by mentoring programs for at-risk students and children, including a new initiative utilizing the Smart Board with Change of Direction, a mentoring service for the at-risk.

Carnegie West -March was a month of outreach and connecting with stakeholders in the neighborhood. On the 5th, Branch Manager, Angela Guinther attended the annual Ohio City Non-Profits Dialogues evening meeting along with forty other people, including CPL trustee Alice Butts. On the 10th, Angela Guinther attended the monthly non-profit human services lunch thus meeting with twenty of her neighborhood colleagues. On the 19th, Angela Guinther attended the West Side Family Resource Network bi-monthly meeting to discuss offerings for families at CPL and to hear what others are doing in their organizations.

Collinwood Branch Youth Services staff presented 4 story times with 3 more to go along with 4 programs. The We Read Aloud Literacy Program was a great success for students and caregivers. Outreach activities included a Black History Program at Memorial School, visit with seniors and community meetings to advertise Writers and Readers programs by Manager. Erica Marks and Monique Long attended MyCom meeting and YS meeting. Ms. Long will be attending Youth solutions Congress at CSU and Urban League training on work with youth.

East 131 - Tech Central taught PowerPoint and Publisher classes and an additional class, the Digital Darkroom MakerLab, was presented. The branch held activities such as Women's History Month, chess, crochet, the monthly book club meeting, and a visit by the Federal Reserve Bank. Branch Manager Mrs. Willoughby attended a

family financial literacy information session at John Adams High School, two webinars on genealogy and SRC software, MTP Youth-serving Partners meeting, the State of the Ward 2 Address hosted by council man Zack Reed, and volunteered for the CPL Progress with Chess Tournament.

Eastman - On March 16, Nancy Smith and Rebecca Price Donahue held an Irish cultural program open to patrons of all ages. The program featured a bagpiper, who spoke on the history of his instrument and performed for 53 program attendees. Festive refreshments were served and handmade shamrock pins were distributed, as the piper fielded audience questions. On March 19 Spring arrived at Eastman Branch and Elsa needed to get Olaf back to Arendelle. Two of Eastman branch pages dressed up in costume to participate and join in a festive time making crafts, having treats and getting special giveaways. This special Frozen themed program was attended by 95 parents and children.

Fleet Branch Manager, Rekiat Olayiwola attended the Branch Manager's meeting this month. Mrs. O. also promoted the community engagement meeting among community partners and patrons.

Fulton's monthly highlight was the African Dance Performance and Instruction held in honor of Black History Month. Ms. Ellen Tolliver, (CMSD teacher) quickly engaged the audience and got them to participate in the celebration. Adults and children were up and moving!

Garden Valley - Ms. Moncrief continues to represent our branch with service on various committees and administrative appointments. In addition to her United Way and FIT service, our Administration selected Ms. Moncrief to attend the 2015 Legislative Day in Columbus.

Glenville Branch manager Sharon Jefferson and Library Assistant Youth Emphasis Clayton Cunningham will be featured in a photo shoot and story of what brought them to the library. This is being presented by the Friends of CPL.

The Harvard-Lee Branch youth services team continues to provide outstanding outreach to youth in the community. Mrs. Parks attended the CSU Leadership Academy this

month. The focus of this session was on Strategic Planning.

Hough Branch offered a series of computer classes on Wednesday as staff from TechCentral conducted these classes. Children's Librarian Manisha Spivey conducted a Women's History Scrapbooking program with children and teens. Legal Aid Society offered a day of free legal advice to patrons for civil cases. Bill Lewis of MacGregor P.A.C.E. conducted a nutrition presentation geared towards Senior Citizens. Local Gardener Terry Greene conducted gardening basics workshops for those interested in planting home gardens.

The Cleveland City Kennel used the Jefferson Branch meeting room to train old and new volunteers. They had to break the group in two sessions with a total of almost 100 people! Children's programs included a successful birthday party for Dr. Seuss, which had 19 kids in attendance. In honor of Johnny Appleseed the children learned about the legend and tasted different kinds of apples.

Langston Hughes -As we depart from the cold winter temperatures and prepare for Spring, this month the Langston Hughes branch offered the following programs for March 2015: Microsoft Word 101, Painting the Winter Landscape, Growing Readers, Mix it Up!

Lorain Branch staff spent the month preparing to open our TechCenter/MakerSpace. The building has been spruced up with new paint, more open space in the Adult area, new Adults materials and magazine more prominently displayed, new directional signs, and fixed security gates. The 3-D Printer and one of our sewing machines are ready to be moved out to the entry desk for public viewing or use, and staff is being trained on new procedures for monitoring this equipment.

Martin Luther King Jr. - Toni Parker participated in a webinar entitled Genealogy Research at the Library: How to Get the Most out of Library Resources. Music in the Stacks performed two concerts this month. Kevin Ray participated in the St. Patrick's Day Parade; was a reader for Stop the Hate essay contest; outreach to

Juvenile Justice Center, and allowed the teens to test out the new iPads for Teen Tech Week. Cynthia Davis was the contact person for the Taussig Cancer program sponsored by the Cleveland Clinic; and the Women Sippin' Tea Book Club.

The month was a busy month for the Memorial Nottingham Branch community. The Upstage Players has used the meeting to room to prepare for their upcoming play on March 3. The New Day Academy held an informational session to inform parents and future students of their program on March 10, 2015. A Better Chance Organization held an information meeting for interested African American students in the Northeast Ohio Region on March 17.

Mt. Pleasant Branch manager Cal Zunt participated in several community meetings this month. Children's Librarian Kendra Proctor and Library Assistant Rena Carter performed outreach to schools and daycares in the Mt. Pleasant community.

Rice Branch - A Deposit Collection was created and delivered to Fairhill partners. Library Assistant Jade Pratt resigned. Youth programs included canned Women's History Month programs, story times and school class visits 5 days a week; the Kids' Café, the Kid's Crochet Club, daily chess, and weekend video games. Youth staff assisted in the distribution of Bear Bucks from Harvey Rice School to reward youth for accomplishments and participation in activities.

The Rockport branch hosted the West Park Youth Mobilization meeting on March 10th. Branch Manager Katie Ringenbach gave a tour of the teen center to members of community agencies that work with children. She spoke about how the room has been utilized since it opened and invited groups to keep the space in mind for future collaborative activities. AARP continued to host completely booked tax assistance sessions on Fridays in March. March 18th was Library Assistant Youth Emphasis Forrest Lykin's last day at Rockport.

South Branch marked the first of a series of programs at the South Branch, Media Mondays! This is a technology based program presented by Mr. Lefkowitz. It seeks to involve the participants in creating video games, art, movies and music using available open source software.

In this first installment the participants created their own simple video game using Sploder.

At South Brooklyn, March moves the branch into a cool Spring with a huge amount of activity and displays. Here is a list of displays that a variety of staff have worked on: Women's History, National Craft Month, Irish Authors, Music & Movies, Mario (video game) Day, St. Patrick's Day, Chinese New Year, Dr. Seuss Birthday, and We Read Here pop-up display. Adult Library Assistant Anna Kaufman Ford had her monthly book club in which the participants discussed *Small Victories*.

Sterling Branch is hosting "Eat Well Today", a series of adult programs presented by the Children's Hunger Alliance. These programs feature healthy snack tips, hands on demonstrations of quick and healthy snacks for adults and kids. Participants enjoy samples of all foods prepared during the programs and are entered in a raffle to win lesson-related gift baskets and prizes.

Union Branch -Northeast Ohio HandOns prepared taxes for free for 15 people from the Community. A small group met for the Let's talk About It Book Club where we had a lively discussion about Maya Angelou's "I know why the caged bird sings". Youth participated in the March Madness Tournament where 16 children displayed their virtual basketball shooting skills. Fifteen students participated in the Women's History Jeopardy program.

The biggest news to Walz is actually news affecting its service area. Watterson Lake, the nearest school to Walz, has been slated to be closed for next year. Buildings adjoining Walz parking lot have gone through foreclosure and one is to be torn down before the end of March, with another shortly thereafter. New section 8 housing has been completed while a new housing for the chronically homeless hit a zoning snag. There are several building projects in the Detroit shoreway area that are rehabbing old industrial buildings into mixed use housing.

West Park has seen an increase in foot traffic this month with CCA and AARP tax assistance going on throughout the month. We continue to see an increase in our meeting room use as well; we regularly have Asian Services in Action bring a large number of people every Saturday, a local Girl Scout troop, and various non-

profits use the rooms often. Ms. Beggiani continues to offer story times every Tuesday and Thursday and Ms. Sauls attended the MyCom meeting Mr. Dalby has joined the Kamm's Corner as a business partner and begun preparing for the summer Hooley fest which will be staffed by West Park Branch.

Woodland - The kids at the Cleveland School of the Arts (Ms. Payne's class) enjoyed Dr. Seuss Birthday Celebration, held on Monday, March 2nd. The Children's Librarian, Ms. Garcia attended the Foundations of Literacy conference, sponsored by MetroHealth; where Director Thomas was one of the featured speakers. In an effort to fight childhood obesity, a wellness initiative, "Hanging with Mrs. B," began this month, where kids will engage in dance/exercise to music and end with healthy snacks. The branch will host *Tools for Change Workshop* sponsored by CPL and Enlightenment Consulting Group. Patrons, especially those who are looking to add more substance to their resumes, are excited about this free workshop.

TechCentral Satellite Branches, Fleet & Lorain

The final arrangements for the TechCentral, Fleet and Lorain branches have been coming together throughout the month of March. TechCentral Manager, CJ Lynce, has been meeting with Lorain Branch Manager, Shayna Muckerheide and Fleet Branch Manager, Rekiat Olayiwola regarding final details, as well as providing training for Lorain and Fleet branch staff members.

Both locations will include a subset of TechCentral services, including 3D printing, TechToyBox iPad and myCloud checkout Kiosks, MakerLab hands-on programming, as well as other computer assistance services. Open House events are scheduled for the beginning of April for each location.

Library Assistant, Youth Emphasis, Rockport Branch, Forrest Lykins was selected as the successful candidate for the vacant TechCentral Coordinator position. Mr. Lykins will begin in his new role within TechCentral on March 23.

On Monday, March 9, two staff members from the American Library Association's Office for Information Technology Policy visited TechCentral and were provided a tour of

the space by Library Assistant, Computer Emphasis, Karmar Clifton.

Library Assistant, Computer Emphasis, Suzi Perez participated in the Book Cart Drill Team for the 2015 Cleveland St. Patrick's Day Parade on March 17.

Ms. Perez gave a presentation on 3D printer to a group of patrons from the West Side Catholic Center on March 24.

Ms. Perez also provided a 3D printing demonstration and tour of TechCentral to civil engineers from VN Services on March 27.

TechCentral Manager, CJ Lynce, attended a meeting on March 10 at the Great Lakes Science Center on the topic of creating a regional Maker Network consisting of a number of organizations already participating in the maker community. A follow-up meeting on the topic has been scheduled for mid-April.

Computer Classes, MakerLabs, and One-on-One Sessions
The following are the statistics for Computer Class and MakerLab programs for March 2015:

	Branches	Main	Total
Number of Computer Classes	47	21	68
Attendance in Computer Classes	116	73	189
Cancelled Computer Classes (in-advance, no registrations)	7	0	7
No-Show Computer Classes	2	4	6
Cancelled Computer Classes Due to Weather	0	0	2

	Branches	Main	Total
Number of MakerLabs	15	2	17
Attendance at MakerLabs	137	13	150
Cancelled MakerLabs (in-advance, no registrations)	0	0	0
No-Show MakerLabs	0	0	0
Cancelled MakerLabs Due to Weather	0	0	0

Cleveland Digital Public Library

Cleveland Digital Public Library collaborated on Lunar New Year, providing digital filming services.

As of March 21, The Cleveland Digital Public Library has had 257 visitors, many of them children who have come to interact with touch wall content and play touch wall games. As of March 21, 2015 Cleveland Digital Public Library's public service KIC stations have had 190 unique sessions that have produced 3485 images totaling 3393 MB or information.

In order to develop digital collections and activate them for teaching, Cleveland Digital Public Library has reached out to and had meetings with Cleveland Metropolitan School District, Spaces Gallery, East Side News, and Baldwin Wallace. In each case potential partner organizations became more aware of Cleveland Digital Public Library, and ClevDPL is developing ties to communities of learning throughout the city.

Cleveland Digital Public Library has captured content for a Children's Art Collection for the Digital Gallery that should be ready to roll-out in April; ClevDPL hopes to work with Youth Services to develop this part of the digital gallery system-wide.

Cleveland Digital Public Library staff have completed several scanning projects, including scanning a volume for the Cleveland City Planning Office, and several volumes for special collections. The *Ignatian* and *West Tech Tatler* projects are ongoing. *East Side Daily News* and *Vibration* projects have been established; additional projects involving Cleveland area 'zines, manuscripts, and photographs are in the development stage.

Cleveland Digital Public Library staff used the touch wall to host a webinar on the use of Duracloud. Duracloud will enable us to implement scalable, cost-effective long-term digital storage of our scans. This will better enable us to steward our local and regional history in digital form.

Cleveland Digital Public Library staff used the touch wall to host a webinar on the use of ArchiveIT. ArchiveIT will enable us to capture and archive in-depth

our own website and the websites of 5-10 local organizations. ArchiveIT has a teaching component that involves students in selections of websites to archive, and this is a way to reach out into the schools and further our ability to foster communities of learning.

OHIO LIBRARY FOR THE BLIND AND PHYSICALLY DISABLED

For March, OLBDP circulated 50,124 books and magazines directly to patrons. OLBDP registered 130 new readers to the service. Approximately 623 BARD patrons among 2,277 active users downloaded 14,250 items.

The National Library Service (NLS) announced that the BARD Mobile for Android app is currently wrapping up beta testing, and they will be extending a preview to regional libraries in preparation of its national release to patrons of the service. The purpose of the preview is to give network library staff that act as the first line of technical support for patrons an opportunity to learn and become familiar with the new app. BARD Mobile for Android app will join BARD Mobile for Apple app to offer patrons the ability to download books, magazines, braille, music scores, and locally produced materials from regional libraries to their third-party mobile devices operating on these platforms.

The National Library Service (NLS) also unveiled its new public education campaign to network libraries. "That All May Read," the long standing motto for the braille and talking book program, has been selected as the theme for the campaign. The campaign is designed to reach people with temporary or permanent low vision, blindness, or other physical disabilities that prevent them from reading or using printed materials. The new campaign can be viewed at www.loc.gov/ThatAllMayRead, where visitors can learn more about the braille and talking book program. The web site will be updated regularly.

In March, OLBDP Librarian Michelle Makkos and OLBDP Library Assistant Ken Redd provided information and talks about the service at the CPL Main Managers Meeting on March 11th; Cleveland Sight Center Open House on March 17th; Oriana House Neighborhood Meeting on March 26th; and Westlake High School Wellness Fair on March 31st.

OLBPD has completed its revision of our applications for service for both individuals and institutions. The revised applications removed references to the audio cassette service and promote the digital talking book service and BARD exclusively to new readers. The application also highlights more local library services offered by OLBPD in addition to those services provided to readers by NLS.

TECHNICAL SERVICES

High Demand: Staff cataloged 726 titles, and added 11,472 items. They ordered 934 titles and 11,538 items. They processed 568 items for the Acquisitions Department.

The Manager, Carole Brachna, attended a meeting between Midwest Tapes and many of the Technical Services Managers. She helped with the donut sale for Harvest for Hunger. Vacation bidding was completed and the next several months' schedule created. Curtis Grant from Improve Consulting, spent several hours in the department observing receiving and loading procedure as demonstrated by Mya Warner, Technical Services Senior Clerk. He returned a second time to watch the basic copy cataloging and ordering work as demonstrated by Summer Salem.

Dale Dickerson, High Demand Librarian, attended the Catalogers' meeting. Steven Best and Mya Warner, Technical Services Senior Clerks, continued to help with the missing indicators project. Mya Warner also began to help with searching out DVD selection records with holds, but no orders.

Materials Processing: The Associates cataloged 1,674 new titles for the Cleveland Public Library and added 1,373 records for the CLEVNET libraries. The Associates and Sr. Clerks added 6,026 items. The Technicians worked on 23,411 items.

Materials Processing Manager Elizabeth Hegstrom met with other Technical Service managers and representatives from Midwest Tapes and OCLC. Ms. Hegstrom met with the entire Materials Processing staff to discuss upcoming events and ongoing issues. Ms. Hegstrom presented "OMG its RDA! What Public Services Staff Need to Know

(Without TMI)" at the Northeast Chapter conference of the Ohio Library Council.

Lakeshore Shelf/Shipping: Supervisor Stephen Wohl worked with Curtis Grant from Improve Consulting to gain a better understanding of the Technical Service workflow. Stephen Wohl met with the Page New Hire Committee to coordinate for the upcoming Page recruitment process. Mr. Wohl also volunteered to help out with the "Progress with Chess" program on March 26.

The staff of the Lake Shore Shelf/Shipping Department sent 100 items to the Main Library for requests and 135 items to fill holds. Main Library received 529 telescopes, the Branches received 972 telescopes, CLEVENET received 63 telescopes, CASE received 8 telescopes CSU received 8 telescopes and Tri-C received 6 telescopes of new materials. A total of 1,615 telescopes were shipped out. The Technicians sent out 557 items of foreign language material and a total of 18,418 new items were to the Acquisitions and High Demand Departments.

Collection Management: During March, Laura Mommers selected 4,396 DVDs for the Branches and the AV Department and 1,747 CDs for the Branch collections, Youth Services and the Popular Library. Nancy Mocsiran ordered 149 audiobooks for the Branches, the Popular Library, and Youth Services. Bonnie Bolton selected 1,596 children's books for the Branches and Main Library and 552 young adult books. Pam Matthews selected 4,016 adult books for Branch and Popular Library collections.

Ms. Bolton virtually attended the webinar "Creepy Thrillers and Seriously Wicked Titles for Spring: Hot Books for Teens." Ms. Mommers virtually attended the webinar "Collection Management Tips & Tools" sponsored by Midwest Tapes. Ms. Matthews virtually attended the webinar "Beyond Book Displays" hosted by Novelist and "Editors' Picks: Your Next Big Reads From HarperCollins, Penguin, and Random House" hosted by *Publishers Weekly*.

Ms. Bolton and Ms. Mommers trained Mt. Pleasant Branch staff members Kendra Proctor and Renita Carter in using Ingram and Midwest Tapes websites and ordering procedures. Ms. Matthews attended a CPL United Way/Community Shares committee meeting, a CLEVNET Online Resources Committee (CORC) meeting, and the Michelle Knight Writers & Readers program.

Catalog: Catalog Manager Andrea Johnson and Senior Librarian Michael Monaco met with OCLC representatives to discuss Cleveland Public Library's WorldCat cataloging subscription. Mr. Monaco worked with Marlene Pelyhes in IT/CLEVNET to adjust the authority record format definitions in Symphony Workflows to accommodate some recent additions to the MARC21 standard. Staff cataloged 3,715 titles and added 3,900 items for Cleveland Public Library.

Librarian Amei Hu began working with Librarians Regina Houseman and Barbara Satow on handling cataloging requests from CLEVNET libraries. Librarian Perry Huang assisted the Catalog Manager with the final truck review. Recently hired Librarians Michael Gabe and Celia Halkovich increased their attention on their foreign language specializations, Slavic and Spanish, respectively. Librarian Yeshen Dugarova-Montgomery started reviewing upgrades and original bibliographic records created by Mr. Gabe for Slavic-language monographs.

Mr. Monaco participated in a meeting of the CPL150 team on March 13 to discuss implementing some of the ideas raised in the Feb. 28 unconference and begin planning the 2015 Staff Development Day. Mr. Monaco co-presented a program at the Ohio Library Council (OLC) Northeast Chapter Conference. He explained the process of creating MARC records based on the OhioLINK repository finding aids so the collections are included in the CLEVNET catalog and WorldCat.

Also at the OLC Northeast Chapter Conference, Ms. Houseman and Ms. Satow gave an encore presentation of "RDA without Tears: One Library's Implementation Story." Ms. Houseman assisted with another presentation, "OMG it's RDA." She also attended an OHIONET webinar about cataloging AV formats on March 10, 2015.

Acquisitions: Patricia Lowrey, Director of Technical Services, Sandy Jelar Elwell, Acquisitions Manager, Leslie Pultorak, Acquisitions Librarian, and several other staff from Technical Services met with Erin Horne, Sales Representative from the vendor Midwest Tape, to review and discuss CPL's current services and make any needed changes.

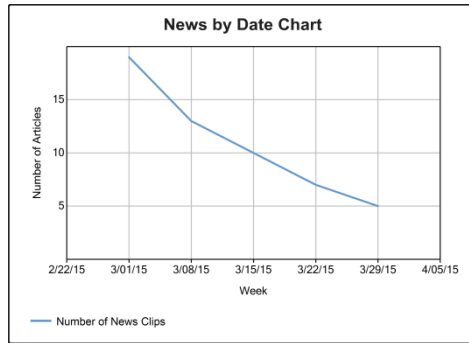
Alicia Naab, Acquisitions Coordinator, worked with Ms. Lowrey and Stephen Wohl, Lake Shore Receiving and Distribution Supervisor, to develop new procedures for handling Library-owned artwork that is stored at the Lake Shore facility.

Ms. Jelar Elwell met with Curtis Grant from Improve Consulting and Training Group, to provide an overview of the Acquisitions Department's responsibilities and the various workflow processes within the Department. Mr. Grant returned to the Department for a follow-up visit and spent time individually with staff to review and map the processes that they performed. During the follow-up visit, he spent time with Ms. Pultorak to learn about the ordering of Foreign Literature materials and with Anarie Lanton, Technical Services Associate, to learn about performing the add item for Main Library and Branches comics.

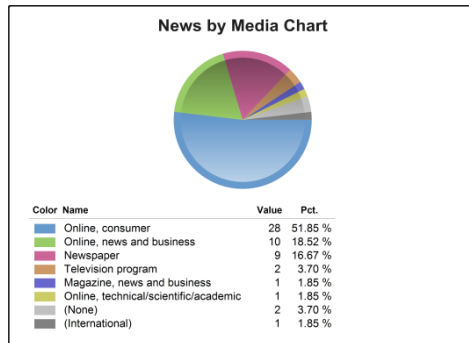
Ms. Pultorak and Technical Services Librarians Tonya Jenkins and Lisa Kowalczyk continued to participate in sessions of OHIONET's Fundamentals of Cataloging ONLINE webinars. Ms. Naab participated in a conference call with other members of the Northern Ohio Technical Services Librarian (NOTSL) Nominating Committee to create a ballot for the spring meeting listing the candidates for the 2016 NOTSL Board. Ms. Jelar Elwell volunteered to help with the Progress with Chess program at the Main Library.

The Acquisitions Department ordered a total of 6,817 titles and 10,109 items (including periodical subscriptions and serial standing orders); received 15,708 items, 1,619 periodicals, and 317 serials; added 705 periodical items, 125 serial items, 340 paperbacks, and 1,892 comics; and processed a total of 2,079 invoices.

MARKETING & COMMUNICATIONS



Media coverage for the month of March included 54 print and online publications as well as TV and radio. The full report, available in the Marketing Department, shows ad values of \$69,194.69 with an outlet circulation audience of 2,260,703 people. In March, the online media outlets that featured CPL events and programs received 27,221,287 unique visitors. Most viewed was an article appearing in cleveland.com mentioning Trisha Meili's upcoming appearance at the Library. CPL was mentioned the most in online consumer news.



Ads to promote Michelle Knight were placed in *La Prensa*, *Profile News*, *Campus Observer*, *Ohio Life*, and *Lotus* and *cleveland.com*. A radio ad to promote Michelle Knight ran on Q104 FM. An ad was run in *Campus Observer* to promote Lunar New Year.

Search Engine Marketing with *cleveland.com* resulted in the CPL ad being viewed 7,286 times on average per week, with an average of 356 clicks to the website resulting in a .05% click-through rate for the month. *Public library* was the most clicked-through phrase with *free music* and *free magazines* being in the top 10. *Cleveland schools* and *CMSD* are new phrases that have been searched for in March with a successful click-through to CPL's website.

An ad was run on *cleveland.com* mobile for Michelle Knight resulting in a .36% click-through rate. National averages range from .04%-.06%.

March-SOCIAL MEDIA

We lost 168 likes on Facebook this month due to the following Facebook policy that was implemented on March 12th to delete inactive accounts.

"We've recently updated the way we measure how many people like your Page. Pages may see a decrease in likes after March 12, when we removed likes from inactive Facebook accounts."

The top 5 most clicked on links from BOTH Facebook & Twitter:

1. March 15: Many thanks to Joanna Connors & Michelle Knight for a special afternoon yesterday: (Link to Cleveland.com article)
2. March 17: We can't wait to have @chefsawyer here on April 11th with his new book (written at CPL!) "Noodle Kids" (tweet about Sawyer visit)
3. March 10th: Our Writers & Readers series returns this Saturday with Michelle Knight, who will share her story of courage. FREE (Link to Writers & Readers page)
4. March 20th: ICYMI: Inspiring story that includes the impact CPL made in the life of local judge via @MichaelMcIntyre (Link to Cleveland.com story)
5. March 3rd: The library turns 150 in 2019. Help us plan for the future, take this online survey & share your thoughts <http://ow.ly/JJlNt> (link to Survey)

Top 5 most engaging posts on Facebook (includes likes, comments, etc.):

1. March 26th: Ad promoting Jonathon Sawyer visit
2. March 17th: Link to Cleveland.com article about Jonathon Sawyer
3. March 23rd: Link to Sawyer visit
4. March 4th: World Read Aloud Day photos
5. March 29th: Three chances to see live jazz

GRAPHICS

Graphics staff designed, printed, and distributed 154 items in March in addition to graphics for the library website, and 4 staff newsletters and UpNext monthly program guide and MyBranch branch activity fliers. Highlights included wrap graphics for a larger phone charging station, OLBPD newsletter, remaking of Lorain Branch collection signs and promotional materials for Michelle Knight and Jonathon Sawyer.

WEBWARE www.cpl.org

Twitter followers are up from 8,064 in 2014 to 10,300 currently. Facebook fans are up from 6,347 in 2014 to 7,093 currently.

Featured news items and promotions on the CPL website were Jonathon Sawyer, Writers & Readers-Michelle Knight, Digital Public Library, Writers & Readers, Lincoln at Cleveland, My Tunes-T.I., Jazz Concerts, My Tunes-Jason Aldean, Gale Courses, Testing and Education, NASA-Hubble, Free Tutoring, Tax Prep, TechCentral MakerSpace, Dial M for Main, Food for Fines, MyTunes-Generic, Memorial Day Closing, and CPL 150.

The 43rd "Off the Shelf" (March 2015 edition) was sent out on March 3, 2015 at 7:30pm. Of the 9,331 emails sent, an estimated 1,791 were read and 93 click-throughs giving us a 19.4% open rate. The March edition featured: Michelle Knight-March 18; Lunar New Year-March 7; Civil War Living History Day-March 28. See attached flier; OverDrive's Nook Periodicals; and several branch and Main Library events.

cpl.org Website Access Statistics (March 1 - March 31, 2015)

Sessions

216,992



Users

163,872



Pageviews

398,121



Pages / Session

1.83



Avg. Session Duration

00:01:47



Bounce Rate

64.84%



% New Sessions

71.10%



Top Pages:

My Account

Mobile Site

Research Databases

Branch Locations (and on Mobile)

Research and Learning
MyTunes

PROPERTY MANAGEMENT

The Property Management office completed numerous branch inspections and continues to monitor utility bills. We continue to meet with and monitor the work of the contractors working on the gas conversation project for LSW and Main. We are meeting weekly with the architect on Phase II of the transformation of Main and LSW.

Maintenance Mechanics continue to maintain the buildings for the safety and comfort of patrons and staff. All of the floor outlets and several breakers have been replaced at East 131. The heating coil in the parking lot entrance was repaired after it burst due to subzero temperature at Eastman. The drain in the multipurpose room was unplugged and the piping was replaced at Fleet. The boiler sequencing controller was rest and several floor outlets were replaced at Glenville. Propylene glycol was removed from the chilled water coils and the condenser tubes on the main chiller were cleaned and the water line for the garden sprinkler system at Lakeshore. The V-belts and filters on both Liebert A/C units were changed and the digital display on the right unit was replaced in the IT server room. Two new power poles were installed for the new tables in front of the circulation desk for laptops at Lorain. The damper actuator for exhaust damper on air handling unit #5 and the outside air humidity sensor for the Building Automation system were replaced in LSW. The outside air intake for air handling unit #5, Auditorium unit, and the garage air handling unit were cleaned at Main. The north side fire garage door was added to the UPS system in case of a power outage it will still function at Main. The filters on air handling units 20-25 were replaced, and numerous bad lighting ballast were replaced on the fourth floor and the lights in the garage have been replaced to provide better lighting at Main. The domestic hot water tank has been replaced at Memorial Nottingham. The roof top HVAC unit filters and the pivots joints for the

damper linkages were replaced at West Park. A new data line was installed to relocate the room sensor for better control of the temperature at Woodland.

The Carpenters and Painters made concrete repairs to the ramp, installed window blinds and relocated book shelves at Lorain. The Friends office was relocated from the tenth floor of LSW to room 218 and the new director of the Friends will move into that office once the carpeting is completed. Shelving on the 6th floor was rearranged to meet the needs of the department. The concrete steps were repaired at Sterling. Molding was installed on the walls in the meeting room at Fleet. New carpet was installed in the new Teen room and the Team Leaders office at MLK. Painting of the interior of Langston Hughes is near completion.

The Garage has been removing snow blowers and delivering lawn mowers to the branches. We received five new Ford Fusions and one Ford Focus through our new lease program. Repairs were made to the bookmobile and electrical wiring and lights were repaired on #21.

SAFETY & PROTECTIVE SERVICES

Safety Services

- 65 Security Irregularity Reports submitted.
- Investigatory meetings to be held with Officers Taylor and Slesinger regarding an improperly disposed wheelchair
- SPS has created a vehicle inspection sheet that officers will initiate and supervisors complete in addition to property managements inspection

Protective Services

Activity

Month	Total Dispatch Activities	Ave per day	Total Alarms	Branch Emergencies	Branch Visits	Downtown Campus Incidents	Incident Reports Generated	CPL access activities
Mar 2015	5363	206	169	32	195	278	65	73
Feb 2015	4538	206	183	18	209	178	43	45
Jan 2015	5123	205	190	35	179	220	78	45
Dec 2014	4747	190	192	31	194	254	53	38
Nov 2014	4442	198	196	17	237	189	40	48
Oct 2014	4939	198	196	25	307	182	54	48
Sept 2014	5222	208	193	23	333	157	28	77
Aug 2014	4997	192	90	29	313	153	34	83
Jul 2014*	3,137	224	71	22	206	69	52**	133**
Jun 2014	4,593	200	102	29	391	148	36	
May 2014	5,958	221	82	42	444	156	58	
Apr 2014	5,500	204	78	39	362	186	46	75

*This month is only for 14 days due to a network drive issue and subsequent loss of data.

** This count is not impacted by loss of data.

Special Attention, Special Events, and Significant Incidents

- Staff advised not to use staff members full names when investigating incidents
- Michelle Knight event 3/14/15
- Lunar New Year 3/7/15
- Upstage Players concert at Lake Shore 3/22/15
- Creator of anti-Semitic material has been identified: Middle Eastern woman TechCentral
- 18 SPS officers completed Mental Health First Aid training 3/29/15. Certificates are good for 3

years and the class was taught by Recovery Resources

Protective and Fire Systems

- LSW staff door repaired, IPS installed a new power pack
- Fire alarm pulled at Glenville by juveniles 4/2/15
- Bomb Threat called into Eastman branch 3/25/2015

Contract Security

- G4S contract extended 6 months
- Armed after hours security contract with Willo Security set to expire in June 30, 2015

Administration

- First of the new officers to start 4/13/15
- Conducting a cost/benefit analysis with regards to how SPS acquires and maintains officers uniforms

INFORMATION TECHNOLOGY & CLEVNET

CLEVNET Directors' Panel

The CLEVNET Directors' Panel held their regular quarterly meeting on March 11, 2015, at the Lake Shore Facility. A number of topics were covered, including an update on CLEVNET's strategic priorities. The Panel members continue to be concerned about the recruitment, compensation, and retention of IT/CLEVNET staff. They are also considering budgeting for a new Return on Investment (ROI) study in 2016; the original ROI was completed in May 2009.

There was an extended discussion on the need for a revision of CLEVNET's bylaws (Schedule B of the CLEVNET System Agreement). Chair Julianne Bedel, Director of Barberton Public Library, noted that, during her time as the group's leader, she found numerous articles in the bylaws that lacked clarity and precision. As this was her last meeting as a member of the Panel (Director Bedel's term ends in April 2015), she volunteered to chair an ad hoc committee charged with revising the existing bylaws. The other Panel members enthusiastically accepted her offer and thanked her for her two years of outstanding leadership. Virginia Sharp March, Director of Perry Public Library, was elected the new chair of the Panel and will serve a two-year term.

CLEVNET Projects

IT/CLEVNET staff came to the assistance of the six independent libraries in Ashtabula County when their email service from OPLIN failed at the beginning of the month. IT/CLEVNET staff worked swiftly to migrate the six libraries to CLEVNET's installation of Office365. Edward Worso, Director of Henderson Memorial Library, one of the libraries that lost its email service, wrote: "You CLEVNET/CPL folks rock! This affirms why the switch to this superior, world-class service was the best choice ever! Thanks so much on behalf of all the staff here at HMPL."

Conferences

Hilary Prisbylla participated in the COSUGI (Customers of SirsiDynix Users Group, Inc.) conference in Portland Oregon, from March 29 to April 1. The conference allows users of SirsiDynix products to share information and meet with SirsiDynix staff regarding upcoming product enhancements.

Beth Hatch attended iLEAD USA, a grant funded program sponsored by Ohio State Library and Kent State University from March 23-26.

Beth Hatch presented *Moodle: A Learning Management System for Staff Training* at OLC Northeast Chapter Conference.

Website

The web server NTWEB5 housing CPL.org went down several times during the month of March; twice the site needed to be restored from a previous version as some files were corrupted. Restarting the server was able to bring back the site a few times but a few key modules of the website were corrupted and are no longer available. Webware was tasked with the duty of creating a backup site on an off-site server in the case of complete crash. A temporary site was created to look as similar as possible to our current site as possible and will be available to launch in the event of a collapse. The site contains the same menu structure, and most features of our current site with the same navigation. The site is also responsive so a new mobile site will not be necessary. We met with Graphics to give them the new image sizes for the rotator and static images that would be needed to feature on the new site. The site is located at a temporary URL: 198.57.184.113/~cplorg/

Ms. Rodriguez adjourned Regular Board Meeting at 1:57
p.m.

Maritza Rodriguez
President

Alan Seifullah
Secretary

GIFT REPORT FOR MARCH 2015

LIBRARY SERVICE MATERIALS

DESCRIPTION	QUANTITY	
	Month	Year to date
Books	869	2,066
Periodicals	28	129
Publishers Gifts	0	0
Non-Print Materials	<u>39</u>	<u>148</u>
TOTAL LIBRARY SERVICE MATERIALS	936	2,343

MONEY GIFTS

FUND	PURPOSE	AMOUNT	
		Month	Year to date
General Fund	Unrestricted	\$ 175	\$ 435
Building & Repair Fund	Restricted	0	0
Library Fund	Restricted	213	998
Young Fund	Restricted	12,768	12,768
Friends Fund	Restricted	0	0
Schweinfurth Fund	Restricted	0	15,730
Friends Fund	Restricted	0	900
Founders Fund	Restricted	4,500	44,500
Ohio Center fo the Book	Restricted	0	0
Judd Fund	Restricted	55,205	55,205
Lockwood Thompson Fund	Restricted	170,216	170,216
Learning Centers	Restricted	<u>0</u>	<u>0</u>
TOTAL MONEY GIFTS		\$ 243,077	\$ 300,752

SUMMARY

CATEGORY	DONORS		QUANTITY	
	Month	Year to date	Month	Year to date
Library Service Materials	19	(3)	936	2,343
Money Gifts	<u>11</u>	<u>22</u>	<u>11</u>	<u>22</u>
TOTAL GIFTS	30	19	947	2,365



Empowering people who serve the public®

Remittance
Tyler Technologies, Inc.
(FEIN 75-2303920)
P.O. Box 203556
Dallas, TX 75320-3556

THIS IS NOT AN INVOICE PROFORMA

Company	Order No.	Date	Page
045	64577	04/03/2015	1 of 3

Questions

Tyler Technologies - ERP & Schools
Phone: 1-800-772-2260 Press 2, then 1
Fax: 1-866-673-3274
Email: ar@tylertech.com

To: CLEVELAND PUBLIC LIBRARY
ATTN: SANDRA KUBAN
325 SUPERIOR AVENUE
CLEVELAND, OH 44114

Ship To: CLEVELAND PUBLIC LIBRARY
ATTN: SANDRA KUBAN
325 SUPERIOR AVENUE
CLEVELAND, OH 44114

Customer Grp/No.	Customer PO#	Payment Terms	Currency Code	Ship Via	Salesperson Cd
1 1618		Net 30	USD	ELEC	

No.	Item/ Description/ Comments	Drop Ship	# Users	Quantity	U/M	Unit Price	Disc %	Total Cost
Contract No.: CLEVELAND PUBLIC LIBRARY								
1	Renewal: MUNSUPPORT-D-GL SUPPORT & UPDATE LICENSING - ACCTG/GL/BUDGET/AP Maintenance Plan: ; Start: 05/17/2015, End: 05/16/2016; Term: 12 months	No	1	1	EA	14,590.23	.00	14,590.23
2	Renewal: MUNSUPPORT-D-AR SUPPORT & UPDATE LICENSING - ACCOUNTS RECEIVABLE Maintenance Plan: ; Start: 05/17/2015, End: 05/16/2016; Term: 12 months	No	1	1	EA	3,071.64	.00	3,071.64
3	Renewal: MUNSUPPORT-C-AT SUPPORT & UPDATE LICENSING - APPLICANT TRACKING Maintenance Plan: ; Start: 05/17/2015, End: 05/16/2016; Term: 12 months	No	1	1	EA	1,326.70	.00	1,326.70
4	Renewal: MUNSUPPORT-D-BMI SUPPORT & UPDATE LICENSING - INTERFACE TO BMI TRACKING Maintenance Plan: ; Start: 05/17/2015, End: 05/16/2016; Term: 12 months	No	1	1	EA	1,061.11	.00	1,061.11
5	Renewal: MUNSUPPORT-D-PO SUPPORT & UPDATE LICENSING - PURCHASE ORDERS Maintenance Plan: ; Start: 05/17/2015, End: 05/16/2016; Term: 12 months	No	1	1	EA	3,350.87	.00	3,350.87
6	Renewal: MUNSUPPORT-D-GB SUPPORT & UPDATE LICENSING - GENERAL BILLING Maintenance Plan: ; Start: 05/17/2015, End: 05/16/2016; Term: 12 months	No	1	1	EA	1,396.19	.00	1,396.19
7	Renewal: MUNSUPPORT-C-HR SUPPORT & UPDATE LICENSING - HUMAN RESOURCES MANAGEMENT Maintenance Plan: ; Start: 05/17/2015, End: 05/16/2016; Term: 12 months	No	1	1	EA	2,774.01	.00	2,774.01
8	Renewal: MUNSCRYW-D SUPPORT & UPDATE LICENSING - CRYSTAL REPORTS Maintenance Plan: ; Start: 05/17/2015, End: 05/16/2016; Term: 12 months	No	1	1	EA	1,559.08	.00	1,559.08
9	Renewal: MUNSUPPORT-D-OFF SUPPORT & UPDATE LICENSING - MUNIS OFFICE Maintenance Plan: ; Start: 05/17/2015, End: 05/16/2016; Term: 12 months	No	1	1	EA	1,116.96	.00	1,116.96



Empowering people who serve the public®

Remittance
Tyler Technologies, Inc.
(FEIN 75-2303920)
P.O. Box 203556
Dallas, TX 75320-3556

THIS IS NOT AN INVOICE PROFORMA

Company	Order No.	Date	Page
045	64577	04/03/2015	2 of 3

Questions

Tyler Technologies - ERP & Schools
Phone: 1-800-772-2260 Press 2, then 1
Fax: 1-866-673-3274
Email: ar@tylertech.com

No. Item/	Description/ Comments	Drop Ship	# Users	Quantity	U/M	Unit Price	Disc %	Total Cost
10	Renewal: MUNSUPPORT-C-PR SUPPORT & UPDATE LICENSING - PAYROLL Maintenance Plan: ; Start: 05/17/2015, End: 05/16/2016; Term: 12 months	No	1	1	EA	5,668.61	.00	5,668.61
11	Renewal: MUNSUPPORT-D-PA SUPPORT & UPDATE LICENSING - PROJECT ACCOUNTING Maintenance Plan: ; Start: 05/17/2015, End: 05/16/2016; Term: 12 months	No	1	1	EA	2,792.41	.00	2,792.41
12	Renewal: MUNSUPPORT-D-FA SUPPORT & UPDATE LICENSING - FIXED ASSETS Maintenance Plan: ; Start: 05/17/2015, End: 05/16/2016; Term: 12 months	No	1	1	EA	3,350.87	.00	3,350.87
13	Renewal: MUNSUPPORT-D-REQ SUPPORT & UPDATE LICENSING - REQUISITIONS Maintenance Plan: ; Start: 05/17/2015, End: 05/16/2016; Term: 12 months	No	1	1	EA	2,792.41	.00	2,792.41
14	Renewal: MUNSUPPORT-D-PORTAL SUPPORT & UPDATE LICENSING - ROLE TAILORED DASHBOARD Maintenance Plan: ; Start: 05/17/2015, End: 05/16/2016; Term: 12 months	No	1	1	EA	2,050.36	.00	2,050.36
15	Renewal: MUNFM-SUP-D TYLER FORM PROCESSING SUPPORT Maintenance Plan: ; Start: 05/17/2015, End: 05/16/2016; Term: 12 months	No	1	1	EA	3,102.66	.00	3,102.66
16	Renewal: MUNSUPPORT-D-EER SUPPORT & UPDATE LICENSING - EMPLOYEE EXPENSE REIMBURSEMENT Maintenance Plan: ; Start: 05/17/2015, End: 05/16/2016; Term: 12 months	No	1	1	EA	1,250.24	.00	1,250.24
17	Renewal: MUNSUPPORT-D-INV SUPPORT & UPDATE LICENSING - INVENTORY Maintenance Plan: ; Start: 05/17/2015, End: 05/16/2016; Term: 12 months	No	1	1	EA	2,292.10	.00	2,292.10
18	Renewal: MUNSUPPORT-D-TCMSE SUPPORT & UPDATE LICENSING - TYLER CONTENT MANAGER SE Maintenance Plan: ; Start: 05/17/2015, End: 05/16/2016; Term: 12 months	No	1	1	EA	3,780.00	.00	3,780.00



Empowering people who serve the public®

Remittance
Tyler Technologies, Inc.
(FEIN 75-2303920)
P.O. Box 203556
Dallas, TX 75320-3556

Questions

Tyler Technologies - ERP & Schools
Phone: 1-800-772-2260 Press 2, then 1
Fax: 1-866-673-3274
Email: ar@tylertech.com

**THIS IS NOT AN INVOICE
PROFORMA**

Company	Order No.	Date	Page
045	64577	04/03/2015	3 of 3

Does not include any applicable taxes

Order Total: **57,326.45**

We would like to continue on the current maintenance plan

- Our Purchase Order is enclosed
- Our Purchase Order is _____
- Purchase Order is not required to be invoiced

AN INVOICE WILL BE SENT AFTER CONFIRMATION OF ORDER

Comments:



Addendum to Service Agreement #3371 between Cleveland Public Library and Cintas Corp

Customer is adding a garment that is flame resistant and security shirts with emblems on sleeves.

Flame Resistant Garments- Customer bears full responsibility for selecting the fabrics under this agreement. Customer acknowledges that Company has made no warranty, or covenant with respect to the flame-resistant qualities of the fabrics or garments with respect to the fitness or suitability of the fabrics or garments for this purpose. Customer acknowledges that numerous manufacturers market fabrics represented to be flame-resistant. Company makes no independent representation as to the flame-resistant qualities of the fabric selected by Customer as compared to other available fabrics or fabrics which may become available in the future. Customer agrees to notify all employees of Customer who will be wearing the flame-resistant garments that the garments are not designed for long term high heat exposure or for use around open flames and that no representation is made as to the garment's ability to protect users from injury or death.

Garments to be added:

Garment	Weekly Rental	Loss Replacement Charge/Buyback Rate
Carhartt FR Shirt	\$.35 per garment	\$65.00 per garment
Carhartt FR Pant	\$.35 per garment	\$55.00 per garment
Security Shirt	\$.20 per garment	\$12.00 per garment
Cargo Pant	\$.139 per garment	\$28.00 per garment

If current Service Agreement is not renewed before May 2016, or these flame-resistant garments and/or security shirts are stopped from service for any reason before current Service Agreement expires, Customer will buy back each garment at the Replacement Rate listed above. If Service Agreement is renewed before May 2016, there will be no penalty to stop these garments from rental program as long as they are returned in reusable condition.

Accepted By: _____

By: _____

Cintas Location # _____

Name: _____

Title: _____

Company: _____

IMMEDIATE BUY BACK AGREEMENT**Non-Standard Product / Special Size Garments**

Cleveland Public Library (Customer) orders from CINTAS CORPORATION ("Company") or any of its subsidiaries a garment rental service requiring garments that are not standard to Company's normal rental product line.

In the event non-standard products are returned to Cintas for reasons other than normal wear, the Customer agrees to buy back all non-standard products assigned to that employee at the rate listed below as the buy back rate. In the event an employee requiring a special size garment discontinues the service for any reason, the Customer agrees to buy back the garment at the rates listed as buy back rate below. The customer will be billed on the following week's invoice.

These garments taken out of service and purchased by the Customer will remain with the Customer. If the item can be reused by the customer, the garment will be placed back in service and a credit will be issued for the value listed below as the buy back rate.

In the event the Customer deletes the non-standard product, alters the design of the non-standard product, below terminates the rental agreement or fails to renew the rental agreement, the Customer agrees to buy back all the remaining non-standard products that Company has in inventory in-service and out-of-service at the rate listed as buy back rate. Company may in its sole discretion elect to waive the buy back, in which case, customer is obligated to return all garments to company in good and usable condition.

Example 1: John Smith of ABC Rentco rents standard pants and non standard/exception shirts. John Smith leaves the employment of ABC Rentco. If all pants are returned in rentable condition, the company is not charged. The company is charged for all shirts at the agreed buy back rate and customer retains possession of the shirts.

Example 2: Mary Jones of AMD SteelFab rents non standard/exception shirts and pants. Mary requires a smaller size of both shirts and pants. The new sized shirts and pants are secured for rental and the company is charged for all old shirts and pants at the agreed buy back rate. These garments are retained in the customer's possession.

Non-Standard and/or Special Size Product	Buy Back Rate
<u>270- Cargo Pants (Security Dept)</u>	<u>\$28.00 per garment</u>
<u>838- Security Shirt</u>	<u>\$12.00 per garment</u>
<u>294- FR Carhartt Shirt</u>	<u>\$65.00 per garment</u>
<u>371- FR Carhartt Pant</u>	<u>\$55.00 per garment</u>

Accepted By: _____

By: _____

Cintas Location# _____

Name: _____

Title: _____

Company: _____



ATTACHMENT A
ASBESTOS & HAZARDOUS MATERIALS SURVEY
Ten Branch Libraries
Prepared for Cleveland Public Library
April 10, 2015

BASIC SERVICES

The following project pertains to the identification and quantification of existing asbestos containing building materials (ACM) and hazardous materials in ten (10) separate Branch locations of the Cleveland Public Library system. The buildings are slated for renovation and this effort is considered a preliminary evaluation of the renovation requirements so that budget and abatement options can be anticipated. Similarly, the information generated can be used by Branch personnel when conducting operations and maintenance. The following Branch locations are included in this study:

<u>Branch Name/Location</u>	<u>Year built</u>	<u>Approximate size</u>
Addison	1990	7,500 sq. ft.
Collinwood	1928	14,100 sq. ft.
Glenville	1978	11,800 sq. ft.
Harvard-Lee	1979	8,300 sq. ft.
Langston Hughes	1998	8,370 sq. ft.
Carnegie West	1910	25,000 sq. ft.
Fulton	1983	8,300 sq. ft.
Jefferson	1918	6,900 sq. ft.
Lorain	1912	8,400 sq. ft.
Rockport	1964	9,200 sq. ft.

In order to prepare for the renovations, URS plans to provide the necessary manpower, testing and expertise to provide support to CPL in planning for the management and/or removal of identified asbestos containing materials (ACMs) prior to the renovation. The purpose of this effort is to provide CPL with a survey report that details actual total quantities and locations of ACMs so that abatement can be conducted by a licensed abatement contractor.

The following work tasks are anticipated for the project.

URS Corporation
 1375 Euclid Avenue, Suite 600
 Cleveland, OH 44115-1808
 Phone: (216) 622.2400
 Fax: (216) 622-2428



Task 1 - Preparation of Health and Safety Plan & Document Review of each Branch

1.1 Health and Safety

Prior to any site activities, the designated URS Health and Safety Officer will prepare the required Health and Safety plan to be used during the site visits. The Health & Safety plan will be prepared in accordance with URS standards and will address special considerations such as confined spaces, ladder work, and electrical hazards in addition to the standard project considerations associated with the sampling of ACMs. The plan will be prepared to address work at each of the ten sites.

1.2 Document Review

Prior to the start of field activities, URS personnel will review any existing facility drawings or reports that are provided by CPL. One purpose of this effort is to gain knowledge regarding the configuration of mechanical, plumbing, and other systems in each of the Branch buildings. It is thought that drawings exist for most of the buildings in either electronic or hardcopy form. Any available copies will be evaluated by the project team and used when conducting the field surveys. In most cases the drawings will be digitized and entered into field computers that will be used for documenting sample locations and other pertinent data.

Additionally, any existing asbestos survey reports that are made available will be reviewed and evaluated as part of this task.

Task 2 - Asbestos Survey of Each Branch Building

Asbestos surveys of each Branch building will be conducted by a trained licensed inspector. The Survey will include sampling suspect asbestos-containing building materials (ACM) and assessing the conditions and quantity of the materials. It is assumed that URS will obtain a maximum of 80 samples during each survey. Each sample will be tabulated and logged so that the sample identification number and location can be easily identified after the return of the analytical results.

Since the building is slated for renovation, access will be coordinated with CPL security personnel and the sampling method will be a modified Asbestos Hazard Emergency Response Act (AHERA) survey with non-destructive sampling. For example pipe chases and similar areas will not be accessed by braking through existing walls and other structures when needed.

Roofing samples will not be obtained as part of this study. Each roof will however be assessed by visual means to ascertain the age, number of layers and or patches that constitute the roof for a given building. Some caulking materials at the edges and near flashing

URS Corporation
1375 Euclid Avenue, Suite 600
Cleveland, OH 44115-1808
Phone: (216) 622-2400
Fax: (216) 622-2428



material may be sampled if it is thought that the sampling will not breach the integrity of the roof system.

It is anticipated that the following materials will be sampled as suspect ACM:

- floor tile and mastic
- ceiling and wall plaster or drywall material
- pipe insulation
- hard fittings
- lagging material
- sprayed on fireproofing
- ceiling tiles
- non-essential roofing materials
- window caulking or sealants

Upon completion of the sampling, samples will be packaged and sent for laboratory analysis. The analytical test method will be Polarized Light Microscopy (PLM) unless the results are found to be <10% asbestos containing, then the sample may be tested via point count method. It is estimated that approximately 10% of all samples might be analyzed by the point count method. The data will be tabulated and conclusions will be drawn regarding similar materials found in the building. This information will serve as a basis for the preparation of the survey report.

Task 3 – Inventory of Other Regulated Wastes

During the asbestos survey, URS inspectors will conduct an inventory of environmentally regulated wastes that if left unattended, are a potential problem during renovation of the building. URS will limit this inventory to stationary fixtures such as light tubes and ballasts, liquid filled transformers and capacitors, mercury containing items, hydraulic equipment, batteries used for emergency lighting units and residual chemicals found in the heating/cooling/drainage systems of the building.

The inventory of these items will be tabulated and inventoried during the asbestos survey. No sampling or analysis is planned for the identified items.

Task 4 Survey Reporting

An asbestos survey report will be generated that will summarize the data for the building. The report will involve the compilation of investigative and analytical data generated during the survey and will include the following information:

- The types, location, quantity and condition of identified ACMs.
- Floor plan drawings of the building depicting the location and quantity of asbestos.

URS Corporation
 1375 Euclid Avenue, Suite 600
 Cleveland, OH 44115-1808
 Phone: (216) 622-2400
 Fax: (216) 622-2428



- Photographs of areas of homogeneous ACM and a material description.
- Data tables indicating sample numbers, quantity estimations, and percentage of asbestos

The preparation of new floor plan drawings is not anticipated as part of this project. The drawings will be based on original building drawing or a site sketch generated by the technician. The drawing, depicting sample locations, will be general and not to scale. The report will however include a detailed description of the activities conducted for the survey, the location, condition and accessibility of documented ACM and actual laboratory results.

Task 5 – Budgetary Cost Estimation Preparation

At the completion of Tasks 1-4, URS will prepare a budgetary cost estimation regarding the abatement of identified ACM and regulated materials identified in Tasks 2 - 4. The anticipated costs will be engineering estimates that are thought to be within 20% of actual costs and can be used for budgetary purposes.

TERMS

Compensation for the stated Scope of Work shall be on a Time and Materials basis with a not to exceed ceiling stipulated at a sum of *Forty Eight Thousand (\$48,000.00) Dollars*. Extra services outside of the Scope of Work will be performed at extra costs after written authorization only. This estimate includes direct expenses, including sample analysis, travel and all reproduction costs. The following breakdown is our justification of these costs:

Labor for 10 locations	\$48,000
Direct Costs including samples and analysis for 10 locations	\$10,950
Total costs	\$37,050

SCHEDULE & ASSUMPTIONS

- A mutually agreeable contract vehicle is established between CPL and URS prior to the start of any work
- URS can complete the Asbestos Survey and issue the report within two weeks of access to any given building.
- All site and building access will be provided by CPL without delay.
- Unlocking doorways, opening or otherwise providing access to the buildings is the responsibility of CPL.
- CPL will provide access to all building drawings and asbestos reports prior to initiation of field activities
- Repairing of areas damaged during sampling is not included in this study
- This project does not anticipate the preparation of actual abatement specifications or bid documents.

URS Corporation
 1375 Euclid Avenue, Suite 600
 Cleveland, OH 44115-1808
 Phone: (216) 622.2400
 Fax: (216) 622-2428

REPORT A

CLEVELAND PUBLIC LIBRARY
MONTHLY FINANCIAL STATEMENT OF FISCAL OFFICER TO BOARD OF LIBRARY TRUSTEES
FOR THE PERIOD MARCH 1 – MARCH 31, 2015

Carrie Krenicky

FISCAL OFFICER, BOARD OF LIBRARY TRUSTEES

Cleveland Public Library
Revenues, Expenditures and Changes in Fund Balance
For the Period Ending March 31, 2015

	General Fund	Special Revenue	Capital Projects	Permanent	Agency	Total
41 Taxes	12,497,112.73	0.00	0.00	0.00	\$ 0.00	12,497,112.73
42 Intergovernmental	5,122,143.26	403,558.43	0.00	0.00	\$ 0.00	5,525,701.69
43 Fines & Fees	111,071.89	0.00	0.00	0.00	\$ 0.00	111,071.89
44 Investment Earnings	100,708.57	105,383.07	0.00	32,562.59	\$ 0.00	238,654.23
45 Charges for Services	291,287.15	2,004,565.82	0.00	0.00	\$ 0.00	2,295,852.97
46 Contributions & Donations	435.05	300,316.55	0.00	0.00	\$ 0.00	300,751.60
48 Miscellaneous Revenue	135,400.61	0.00	0.00	0.00	\$ 28.77	135,429.38
Total Revenues	\$ 18,258,159.26	\$ 2,813,823.87	\$ 0.00	\$ 32,562.59	\$ 28.77	\$ 21,104,574.49
51 Salaries/Benefits	9,231,298.01	683,038.16	0.00	0.00	\$ 0.00	9,914,336.17
52 Supplies	162,171.98	9,059.82	0.00	670.48	\$ 0.00	171,902.28
53 Purchased/Contracted Services	3,240,904.47	927,403.03	0.00	1,178.00	\$ 0.00	4,169,485.50
54 Library Materials	1,719,915.73	539,506.40	0.00	52,784.15	\$ 0.00	2,312,206.28
55 Capital Outlay	167,208.27	44,301.49	684,100.60	0.00	\$ 0.00	895,610.36
57 Miscellaneous Expenses	46,084.71	11,832.81	0.00	0.00	\$ 14.77	57,932.29
Total Expenditures	\$ 14,567,583.17	\$ 2,215,141.71	\$ 684,100.60	\$ 54,632.63	\$ 14.77	\$ 17,521,472.88
Revenue Over/(Under) Expenditures	\$ 3,690,576.09	\$ 598,682.16	\$(684,100.60)	\$(22,070.04)	\$ 14.00	\$ 3,583,101.61
91 Sale of Capital Assets	0.00	0.00	0.00	0.00	\$ 0.00	0.00
98 Advances	0.00	0.00	0.00	0.00	\$ 0.00	0.00
99 Transfers	0.00	0.00	0.00	0.00	\$ 0.00	0.00
Total Other Sources / Uses	\$ 0.00	\$ 0.00	\$ 0.00	\$ 0.00	\$ 0.00	\$ 0.00
Revenue & Other Sources Over/(Under) Expenditures & Other Uses	\$ 3,690,576.09	\$ 598,682.16	\$(684,100.60)	\$(22,070.04)	\$ 14.00	\$ 3,583,101.61
Beginning Year Cash Balance	\$ 30,592,658.21	\$ 14,428,776.07	\$ 14,622,709.07	\$ 3,395,863.62	\$ 11,163.67	\$ 63,051,170.64
Current Cash Balance	\$ 34,282,120.83	\$ 15,027,458.23	\$ 13,938,608.47	\$ 3,373,793.58	\$ 11,177.67	\$ 66,633,158.78

Cleveland Public Library
Certified Revenue, Appropriations and Balances
General Fund
For the Period Ending March 31, 2015

	Certified Revenue (1)	Income To Date	Balance	Percent To Date	Percent Prior Year
PLF State Income Tax	20,544,751	5,122,143	15,422,608	25%	25%
General Property Tax	23,678,232	12,497,113	11,181,119	53%	57%
Rollback, Homestead, CAT	4,188,380	0	4,188,380	0%	0%
Fines & Fees	392,000	111,072	280,928	28%	28%
Investment Earnings	235,638	100,709	134,929	43%	44%
Services to Others-Clevnet	0	291,287	(291,287)	171%	22%
Contributions	0	435	(435)	0%	100%
Miscellaneous	976,937	135,401	841,536	14%	25%
Return of Advances Out	0	0	0	0%	0%
Total	\$ 50,015,939	\$ 18,258,159	\$ 31,757,779	37%	38%

	Appropriation(2)	Expended/ Encumbered	Balance	Percent To Date (3)	Percent Prior Year
Salaries/Benefits	36,145,731	9,348,047	26,797,683	26%	26%
Supplies	1,235,898	608,854	627,044	49%	39%
Purchased Services	12,523,362	8,319,158	4,204,204	66%	59%
Library Materials	10,428,341	4,668,516	5,759,825	45%	45%
Capital Outlay	1,117,848	269,004	848,844	24%	37%
Other	140,853	83,677	57,176	59%	80%
Sub Total	\$ 61,592,033	\$ 23,297,257	\$ 38,294,776	38%	36%
Advances Out	0	0	0	0%	0%
Transfers Out	0	0	0	0%	100%
Total	\$ 61,592,033	\$ 23,297,257	\$ 38,294,776	38%	40%

Note (1): Certificate from Cuyahoga County Budget Commission dated March 6, 2015.

Note (2): Subtotal Amended Appropriation of \$53,908,576 plus carried forward encumbrance of \$7,683,457.

Note (3): Subtotal includes 24% expended and 14% encumbered.

Cleveland Public Library
Appropriation, Expenditures and Balances
General Fund
For the Period Ending March 31, 2015

	Current Year Appropriation	Total Appropriated Funds	Current Year Expenditures	Encumbered and Unpaid	Unencumbered Balance
51110 Professional Salaries	9,707,192.46	10,627,649.75	2,599,511.08	0.00	8,028,138.67
51120 Clerical Salaries	9,302,289.34	10,183,369.79	2,551,926.65	0.00	7,631,443.14
51130 Non-Clerical Salaries	1,252,878.27	1,369,969.76	338,682.46	0.00	1,031,287.30
51140 Buildings Salaries	3,735,097.03	4,079,586.64	953,579.70	0.00	3,126,006.94
51150 Other Salaries	466,003.38	528,542.37	137,134.14	0.00	391,408.23
51180 Severance Pay	0.00	146,227.65	145,249.75	0.00	977.90
51190 Non-Base Pay	62,441.07	78,323.45	174,877.09	0.00	(96,553.64)
51400 OPERS	3,432,794.08	3,761,210.05	941,335.86	0.00	2,819,874.19
51610 Health Insurance	3,778,911.10	4,163,736.41	1,013,264.75	0.00	3,150,471.66
51611 Dental Insurance	181,829.33	208,615.07	48,038.08	0.00	160,576.99
51612 Vision Insurance	13,332.29	14,079.29	3,455.11	0.00	10,624.18
51620 Life Insurance	12,074.65	13,804.80	3,096.60	0.00	10,708.20
51625 Short Term Disability Insurance	9,383.86	9,910.20	2,023.68	0.00	7,886.52
51630 Workers Compensation	208,631.74	554,085.43	222,844.50	70,440.03	260,800.90
51640 Unemployment Compensation	23,672.50	48,951.29	4,146.87	39,804.42	5,000.00
51650 Medicare - ER	311,377.84	343,349.89	89,100.86	0.00	254,249.03
51900 Other Benefits	12,451.12	14,318.85	3,030.83	6,504.86	4,783.16
Salaries/Benefits	\$32,510,360.06	\$ 36,145,730.69	\$ 9,231,298.01	\$ 116,749.31	\$ 26,797,683.37
52110 Office Supplies	40,480.84	48,388.90	8,373.43	6,152.00	33,863.47
52120 Stationery	51,733.11	61,504.66	6,834.26	1,726.82	52,943.58
52130 Duplication Supplies	30,188.73	35,117.95	6,331.19	4,266.00	24,520.76
52140 Hand Tools	531.96	600.00	412.19	0.00	187.81
52150 Book Repair Supplies	89,324.95	107,805.58	31,375.45	27,222.98	49,207.15
52210 Janitorial Supplies	88,881.65	103,804.83	25,236.59	15,158.68	63,409.56

Cleveland Public Library
 Appropriation, Expenditures and Balances
 General Fund
 For the Period Ending March 31, 2015

	Current Year Appropriation	Total Appropriated Funds	Current Year Expenditures	Encumbered and Unpaid	Unencumbered Balance
52220	80,370.29	94,385.76	14,675.47	28,300.01	51,410.28
52230	179,367.16	354,945.94	39,325.38	225,492.06	90,128.50
52240	22,165.00	37,544.05	10,157.45	4,864.12	22,522.48
52300	77,462.24	111,015.48	12,743.41	92,756.13	5,515.94
52900	239,780.97	280,784.47	6,707.16	40,742.72	233,334.59
Supplies	\$900,286.90	\$ 1,235,897.62	\$ 162,171.98	\$ 446,681.52	\$ 627,044.12
53100	106,000.00	137,535.01	7,736.31	54,798.70	75,000.00
53210	292,272.53	406,422.86	89,048.30	292,550.94	24,823.62
53230	89,464.00	109,472.45	19,513.60	46,744.01	43,214.84
53240	135,680.00	179,485.50	32,958.63	45,759.98	100,766.89
53310	488,787.20	654,002.11	46,835.56	66,286.44	540,880.11
53320	16,960.00	21,126.71	3,566.37	3,448.70	14,111.64
53340	162,705.76	270,787.86	66,097.10	84,371.27	120,319.49
53350	186,781.33	331,982.87	53,477.38	153,060.54	125,444.95
53360	275,595.61	330,980.65	66,446.20	18,554.97	245,979.48
53370	31,376.00	40,780.34	1,314.82	22,616.52	16,849.00
53380	584,272.00	745,795.21	231,307.62	292,487.59	222,000.00
53390	25,440.00	30,225.75	0.00	225.75	30,000.00
53400	372,095.61	495,813.00	57,967.00	0.00	438,446.00
53510	143,649.51	251,649.11	28,107.29	160,548.60	62,993.22
53520	51,982.40	70,763.72	7,352.00	30,672.53	32,739.19
53610	1,290,945.94	1,587,395.40	423,479.64	1,163,045.22	870.54
53620	619,807.43	756,090.10	80,815.51	674,436.26	838.33
53630	748,081.00	969,203.90	73,773.06	895,430.85	0.00

Cleveland Public Library
Appropriation, Expenditures and Balances
General Fund
For the Period Ending March 31, 2015

	Current Year Appropriation	Total Appropriated Funds	Current Year Expenditures	Encumbered and Unpaid	Unencumbered Balance
53640	67,636.26	97,737.86	17,922.68	79,815.18	0.00
53710	1,030,021.46	2,104,152.55	276,068.76	810,522.96	1,017,560.83
53720	674,764.45	859,712.80	420.71	64,000.00	795,292.09
53730	15,688.00	18,500.00	4,746.17	0.00	13,753.83
53800	236,931.20	445,800.38	51,525.79	115,474.59	278,800.00
53900	1,362,796.83	1,607,946.23	1,601,023.98	3,402.25	3,520.00
Purchased/Contracted Services	\$9,009,734.52	\$ 12,523,362.37	\$ 3,240,904.47	\$ 5,078,253.85	\$ 4,204,204.05
54110	2,160,000.00	2,760,000.29	524,827.35	573,577.30	1,661,595.64
54120	345,000.00	873,452.88	109,538.00	438,202.94	325,711.94
54210	793,400.00	1,237,224.31	144,084.54	243,143.89	849,995.88
54220	77,000.00	230,857.20	26,402.32	138,208.00	66,246.88
54310	1,665,000.00	1,922,262.49	279,349.23	412,848.81	1,230,064.45
54320	136,000.00	153,789.04	19,500.70	29,044.13	105,244.21
54325	363,000.00	517,904.42	61,742.13	177,776.61	278,385.68
54500	501,000.00	1,077,246.31	375,000.64	222,730.82	479,514.85
54530	596,918.00	1,345,557.00	166,655.00	620,822.33	558,079.67
54600	3,000.00	3,380.00	586.00	2,629.00	165.00
54710	25,000.00	54,036.34	6,200.53	21,684.74	26,151.07
54720	45,000.00	102,947.24	3,417.50	54,017.26	45,512.48
54730	5,000.00	5,660.04	663.40	0.29	4,996.35
54790	130,000.00	144,023.44	1,948.39	13,914.50	128,160.55
Library Materials	\$6,845,318.00	\$ 10,428,341.00	\$ 1,719,915.73	\$ 2,948,600.62	\$ 5,759,824.65
55510	115,866.70	267,912.86	82,379.27	44,015.41	141,518.18
55520	171,575.35	311,393.38	47,069.83	33,737.36	230,586.19

Cleveland Public Library
 Appropriation, Expenditures and Balances
 General Fund
 For the Period Ending March 31, 2015

	Current Year Appropriation	Total Appropriated Funds	Current Year Expenditures	Encumbered and Unpaid	Unencumbered Balance
55530 Computer Hardware	213,111.80	314,000.00	32,515.34	11,347.12	270,137.54
55540 Software	149,653.35	224,542.20	5,243.83	12,696.21	206,602.16
Capital Outlay	\$650,207.20	\$ 1,117,848.44	\$ 167,208.27	\$ 101,796.10	\$ 848,844.07
57100 Memberships	50,085.40	67,109.62	37,791.14	13,798.42	15,520.06
57200 Taxes	9,182.40	13,035.72	2,646.35	10,162.71	226.66
57500 Refunds/Reimbursements	40,764.08	60,707.65	5,647.22	13,631.45	41,428.98
Miscellaneous Expenses	\$100,031.88	\$ 140,852.99	\$ 46,084.71	\$ 37,592.58	\$ 57,175.70
Advances	\$0.00	\$ 0.00	\$ 0.00	\$ 0.00	\$ 0.00
Transfers	\$0.00	\$ 0.00	\$ 0.00	\$ 0.00	\$ 0.00
TOTAL	\$50,015,938.56	\$ 61,592,033.11	\$ 14,567,583.17	\$ 8,729,673.98	\$ 38,294,775.96

Cleveland Public Library
 Revenue, Expenditures and Changes in Fund Balances
 For the Period Ending March 31, 2015

	Beginning Year Balance	Year to Date Receipts	Year to Date Expenditures	Year to Date Encumbrances	Unencumbered Balance
101 General Fund	30,592,658.21	18,258,159.26	14,567,583.17	8,729,673.98	25,553,560.32
Total General Fund	\$ 30,592,658.21	\$ 18,258,159.26	\$ 14,567,583.17	\$ 8,729,673.98	\$ 25,553,560.32
201 Anderson	260,376.72	1,159.85	0.00	0.00	261,536.57
202 Endowment for the Blind	2,045,936.62	11,453.91	0.00	0.00	2,057,390.53
203 Founders	5,922,184.85	108,560.29	62,760.96	370,316.83	5,597,667.35
204 Kaiser	55,406.44	0.00	0.00	0.00	55,406.44
205 Kralej	183,286.36	1,739.01	1,608.32	1,156.75	182,260.30
206 Library	173,927.60	2,817.23	2,803.88	160.80	173,780.15
207 Pepke	118,840.00	2,600.49	0.00	0.00	121,440.49
208 Wfckwire	1,316,624.63	10,831.82	0.00	12,282.50	1,315,173.95
209 Wittke	81,572.76	0.00	0.00	0.00	81,572.76
210 Young	3,784,783.65	24,486.29	2,355.34	0.00	3,806,914.60
225 Friends	0.00	0.00	(100.00)	0.00	100.00
226 Judd	7,568.18	55,204.55	39,421.12	32,158.01	(8,806.40)
228 Lockwood Thompson Memorial	180,103.77	170,216.18	38,647.09	115,459.86	196,213.00
229 Ohio Center for the Book	0.00	900.00	0.00	0.00	900.00
230 Schweinfurth	63,795.29	15,730.00	17,258.55	6,495.00	55,771.74
231 CLEVNET	0.00	2,004,565.82	1,545,089.95	1,009,843.82	(550,367.95)
251 OLBD-Library for the Blind	0.00	377,049.00	433,720.33	22,529.17	(79,200.50)
252 LSTA-Know It Now	43,626.78	26,509.43	41,896.17	100.18	28,139.86
254 MyCom	95,000.00	0.00	29,680.00	65,320.00	0.00
256 Learning Centers	95,742.42	0.00	0.00	69,757.00	25,985.42
Total Special Revenue Funds	\$ 14,428,776.07	\$ 2,813,823.87	\$ 2,215,141.71	\$ 1,705,679.92	\$ 13,321,878.31
401 Building & Repair	14,622,709.07	0.00	684,100.60	486,120.15	13,452,488.32
Total Capital Project Funds	\$ 14,622,709.07	\$ 0.00	\$ 684,100.60	\$ 486,120.15	\$ 13,452,488.32

Cleveland Public Library
Revenue, Expenditures and Changes in Fund Balances
For the Period Ending March 31, 2015

	Beginning Year Balance	Year to Date Receipts	Year to Date Expenditures	Year to Date Encumbrances	Unencumbered Balance
501 Abel	221,027.87	4,901.19	0.00	0.00	225,929.06
502 Ambler	2,101.20	0.00	0.00	0.00	2,101.20
503 Beard	130,822.20	2,654.87	578.00	5,372.00	127,527.07
504 Klein	4,974.03	0.00	0.00	0.00	4,974.03
505 Malon/Schroeder	271,840.33	56.64	1,270.48	250.00	270,376.49
506 McDonald	173,934.62	(743.56)	0.00	0.00	173,191.04
507 Ratner	84,450.89	1,922.56	0.00	0.00	86,373.45
508 Root	36,312.49	0.00	0.00	0.00	36,312.49
509 Sugarman	187,978.84	621.57	0.00	0.00	188,600.41
510 Thompson	153,931.01	3,045.51	0.00	1,850.00	155,126.52
511 Weidenthal	6,171.99	0.00	0.00	0.00	6,171.99
512 White	2,041,779.46	19,870.03	52,784.15	258.85	2,008,606.49
513 Beard Anna Young	80,538.69	233.80	0.00	0.00	80,772.49
Total Permanent Funds	\$ 3,395,863.62	\$ 32,562.69	\$ 54,632.63	\$ 7,730.85	\$ 3,366,062.73
901 Unclaimed Funds	11,163.67	28.77	14.77	0.00	11,177.67
Others	\$ 11,163.67	\$ 28.77	\$ 14.77	\$ 0.00	\$ 11,177.67
Total All Funds	\$ 63,051,170.64	\$ 21,104,574.49	\$ 17,521,472.88	\$ 10,929,104.90	\$ 55,705,167.35

Cleveland Public Library
 Depository Balance Detail
 For the Period Ending March 31, 2015

Balance of All Funds	<u>\$ 66,633,158.78</u>
Chase - Checking	5,771.85
KeyBank - Concentration Acct	0.00
KeyBank - Checking (ZBA)	763,507.48
KeyBank - Merchant Acct	120,947.21
Fifth Third - Checking	357,172.95
Petty Cash	330.00
Change Fund	4,640.00
KeyBank-Payroll Account (ZBA)	255.52
Cash in Library Treasury	<u>\$ 1,252,625.01</u>
PNC - Money Market	10,041.53
PNC - Investments	35,009,180.98
PNC - Investments Money Market	51,556.35
STAR Ohio Investment	29,941.47
STAR Plus Program	14,304,230.79
Investments	<u>\$ 49,404,951.12</u>
PNC- Endowment Account	15,975,582.65
Endowment Account	<u>\$ 15,975,582.65</u>
Cash in Banks and On Hand	<u>\$ 66,633,158.78</u>

Total portfolio value

Total portfolio value on March 31	\$21,270,992.67
Total portfolio value on January 1	21,170,887.56
Total change in value	\$100,111.11

www.pnc.com

Your Relationship Managers
 Laura Gockel
 PNC
 1900 E 9TH ST
 Cleveland, OH 44114
 (216) 222-9831
 laura.gockel@pnc.com

Glen Danahey
 PNC
 1900 E 9TH ST
 Cleveland, OH 44114
 (216) 222-9736
 glen.danahey@pnc.com

James Bailey
 PNC
 1900 E 9TH ST
 Cleveland, OH 44114
 (216) 222-3374
 james.bailey@pnc.com

Investment policy and market outlook
 Investment objective: 60% Equity 40% Fixed

Bulletin board

For the security of your PNC Institutional Asset ManagementSM accounts, we are only required to carry out written instructions received by your account officer. You are encouraged not to send instructions via: telephone, telephone voice messaging, facsimile transmission, telex, electronic mail, or other forms of telephonic or electronic communications as they may not be secure and are not monitored 24 hours a day, seven days a week. Never send confidential account information to your account officer through the public Internet as email messages may be intercepted and stolen. For more information about preventing fraud and identity theft, visit pnc.com/securityassurance.

PNC BANK NA AS AGENT UNDER
 AGREEMENT DATED 09/18/1997 FOR
 THE CLEVELAND PUBLIC LIBRARY
 ENDOWMENT FUND CONS

NOTICE OF LIMITATION OF LIABILITY - Trust Accounts

An action for breach of trust based on matters disclosed in a trust accounting or other written reports of the trustee - such as this statement - may be subject to a statute of limitations, limiting your right to sue, measured as follows, from the date the trust accounting, statement or written report is either mailed or received. If you have questions regarding your rights, please contact your attorney.

AL: 2 years from mailing	GA: 2 years from receipt	OH: 2 years from mailing
DC: 1 year from mailing	IL: 3 years from receipt	PA: 30 months from receipt
DE: 2 years from receipt	KY: 1 year from mailing	SC: 1 year from mailing
FL: 6 months from receipt	MI: 1 year from mailing	VA: 1 year from mailing
	MO: 1 year from mailing	WI: 1 year from mailing

See pnc.com for the latest updates about our investing strategies.

About your account

The PNC Financial Services Group, Inc. ("PNC") uses the marketing name PNC Institutional Asset ManagementSM for the various discretionary and non-discretionary institutional investment activities conducted by PNC Bank, National Association ("PNC Bank"), which is a Member FDIC, and investment management activities conducted by PNC Capital Advisors, LLC, a registered investment adviser ("PNC Capital Advisors"). PNC Bank uses the marketing name PNC Institutional Advisory SolutionsSM to provide discretionary investment management, trustee, and other related services. Standalone custody, escrow, and directed trustee services; FDIC-insured banking products and services; and lending of funds are also provided through PNC Bank. PNC does not provide legal, tax, or accounting advice unless, with respect to tax advice, PNC Bank has entered into a written tax services agreement. PNC does not provide services in any jurisdiction in which it is not authorized to conduct business. PNC Bank is not registered as a municipal advisor under the Dodd-Frank Wall Street Reform and Consumer Protection Act ("Act"). Investment management and related products and services provided to a "municipal entity" or "obligated person" regarding "proceeds of municipal securities" (as such terms are defined in the Act) will be provided by PNC Capital Advisors. "Vested Interest" is a registered trademark and "PNC Institutional Asset Management," "PNC Retirement Solutions," and "PNC Institutional Advisory Solutions" are service marks of The PNC Financial Services Group, Inc.

The securities in this account, including shares of mutual funds, are not bank deposits. PNC Bank and other banks do not guarantee these securities, the FDIC does not insure them nor does any government agency or government-sponsored agency of the federal government or any state. Securities involve investment risks, including the possible loss of the amount invested.

This statement contains information obtained from sources believed to be reliable. These sources may include other service providers that may also be under contractual obligation to you. Please contact your PNC Investment Professional via phone or in writing if there have been any changes in your investment objectives, financial situation, risk tolerance, or specific investment restrictions on the management of your account.

Investments: Not FDIC Insured. No Bank Guarantee. May Lose Value.

Insurance: Not FDIC Insured. No Bank or Federal Government Guarantee. Not a Deposit. May Lose Value.

This statement includes an accounting of asset holdings and transactional activity as well as additional informational schedules. It is not intended to be used for tax reporting purposes or to replace or supplement any tax information provided to you for that purpose.

Table of contents

	Page
Summary.....	6
Portfolio value.....	6
Portfolio value by asset class.....	6
Change in account value.....	7
Gain/loss summary.....	7
Accrued income summary.....	7
Investment income summary.....	7
Transaction summary - measured by cash balance.....	8
Transaction summary - measured by tax cost.....	8
Analysis.....	9
Asset allocation.....	9
Equity sectors.....	9
Bond rating.....	10
Maturity schedule.....	10
Detail.....	11

Table of contents (continued)

	Page
Portfolio detail.....	11
Pending trades	42
Transaction detail.....	44
Additions	44
Investment income	44
Sales and maturities	69
Transfers between income and principal	84
Other receipts	84
Disbursements	85
Account to account transfers.....	85
Purchases.....	86
Transfers between income and principal	91
Fees and charges	91
Other disbursements	92
Account to account transfers.....	93
Non-cash transactions.....	94

Table of contents (continued)

	Page
Realized gain/loss detail.....	125

Summary

Portfolio value

Income			Total
Income on March 31	\$69,789.19	Principal on March 31	\$21,201,209.48
Income on January 1	227,367.19	Principal on January 1	20,943,520.37
Change in value	- \$157,578.00	Change in value	\$257,689.11
			Total portfolio value on March 31
			\$21,270,938.67
			Total portfolio value on January 1
			21,170,887.56
			Total change in value
			\$100,111.11

Portfolio value by asset class

Income	Value Mar. 31	Value Jan. 1	Change in value	Tax cost*
Cash and cash equivalents	\$69,789.19	\$227,367.19	-\$157,578.00	\$69,789.19
Principal	Value Mar. 31	Value Jan. 1	Change in value	Tax cost*
Cash and cash equivalents	\$341,843.33	\$147,209.50	\$194,633.83	\$341,843.33
Fixed income	6,156,900.05	6,411,964.03	- 255,063.98	6,047,461.79
Equities	14,702,466.10	14,384,346.84	318,119.26	9,601,183.39
Total	\$21,270,938.67	\$21,170,887.56	\$100,111.11	\$15,060,277.70

* We use tax cost to calculate the cost of your portfolio. When this information is not available for all assets, your portfolio's tax cost may be understated. To determine if we have tax cost information for all your assets, call Laura Gockett your Account Advisor.



INSTITUTIONAL
ASSET MANAGEMENT

CLEVE PUB LIB ENDMT CONS
INVESTMENT MANAGEMENT STATEMENT
Account number 21-75-501-4453885
January 1, 2015 - March 31, 2015

Summary

Change in account value

Beginning account value	\$21,213,132.53	From Jan. 1, 2015 \$21,213,132.53
Additions		
Investment income	\$84,508.50	\$84,508.50
Other receipts	5,587.67	5,587.67
Disbursements		
Fees and charges	-\$14,719.31	-\$14,719.31
Other disbursements	- 630,050.00	- 630,050.00
Change in value of investments	654,784.25	654,784.25
Net accrued income	- 3,289.57	- 3,289.57
Ending account value	<u>\$21,307,954.07</u>	<u>\$21,307,954.07</u>

Investment income summary

Income-cash and cash equivalents	\$22.78	From Jan. 1, 2015 \$22.78
Interest-fixed income	37,627.60	37,627.60
Dividends-equities	46,858.12	46,858.12
Total	<u>\$84,508.50</u>	<u>\$84,508.50</u>

Gain/loss summary

Net realized gain/loss	This period -\$7,374.30	From Jan. 1, 2015 -\$7,374.30
Fixed income	206,134.53	206,134.53
Equities	-\$198,760.23	-\$198,760.23
Total	<u>\$19,000.00</u>	<u>\$19,000.00</u>
Net unrealized gain/loss*	Since acquisition \$109,438.26	5,101,282.71
	<u>\$128,438.26</u>	<u>\$5,210,720.97</u>

* All unrealized gain/loss information is based on tax cost. When this information is not available for all assets, your portfolio's tax cost may be understated. To determine if we have tax cost information for all your assets, call Laura Gockel your Account Advisor.

Accrued income summary

Accrued income on March 31	\$38,955.40
Accrued income on January 01	42,244.97
Net accrued income	<u>\$3,289.57</u>



INSTITUTIONAL
ASSET MANAGEMENT

CLEVE PUB LIB ENDMT CONS
INVESTMENT MANAGEMENT STATEMENT
Account number 21-75-501-4453885
January 1, 2015 - March 31, 2015

Summary

Transaction summary - measured by cash balance

	Income		Principal	
	This period	From Jan. 1, 2015	This period	From Jan. 1, 2015
Beginning cash balance	\$0.00	\$0.00	\$0.00	\$0.00
Additions				
Investment income	\$84,508.50	\$84,508.50	-	-
Sales and maturities	214,294.23	214,294.23	2,377,938.85	2,377,938.85
Transfers within account	-	-	227,367.19	227,367.19
Other receipts	-	-	5,587.67	5,587.67
Disbursements				
Purchases	-\$56,716.23	-\$56,716.23	-\$1,980,843.71	-\$1,980,843.71
Transfers within account	-227,367.19	-227,367.19	-	-
Fees and charges	-14,719.31	-14,719.31	-	-
Other disbursements	-	-	-630,050.00	-630,050.00
Ending cash balance	\$0.00	\$0.00	\$0.00	\$0.00
Change in cash	-	-	-	-

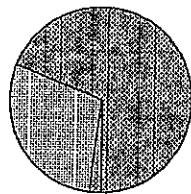
Transaction summary - measured by tax cost

Beginning tax cost	\$16,467,636.99	This period	\$16,467,636.99	From Jan. 1, 2015	\$16,467,636.99
Additions					
Purchases	\$2,037,559.94		\$2,037,559.94		\$2,037,559.94
Securities received	0.02		0.02		0.02
Disbursements					
Sales	-\$2,393,472.85		-\$2,393,472.85		-\$2,393,472.85
Securities delivered	-51,446.40		-51,446.40		-51,446.40
Change in cash	-		-		-
Ending tax cost	\$16,060,277.76		\$16,060,277.76		\$16,060,277.76

Analysis

Asset allocation

	Mar. 31, 2015
■ Cash and cash equivalents	1.94 %
■ Mutual funds	1.94 %
■ Fixed Income	28.95 %
Corporate	12.05 %
US treasury	14.58 %
Agency	2.14 %
Other	0.17 %
■ Equities	69.12 %
Stock	37.89 %
Etf's	9.96 %
Mutual funds	21.27 %



Equity sectors


	Market value	% of equities	% of total portfolio
Industrials	\$946,413.82	11.74 %	4.45 %
Consumer discretionary	1,264,934.50	15.69 %	5.95 %
Consumer staples	883,567.50	10.96 %	4.15 %
Energy	367,802.40	4.56 %	1.73 %
Financial	1,421,567.70	17.64 %	6.68 %
Materials	230,235.60	2.86 %	1.08 %
Information technology	1,482,171.73	18.39 %	6.97 %
Utilities	129,195.00	1.60 %	0.61 %
Health care	1,242,417.80	15.41 %	5.84 %
Telecommunication services	91,910.70	1.14 %	0.43 %
Total	\$8,060,216.75	100.00 %	37.89 %

Analysis

Bond analysis

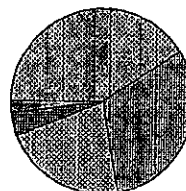
Bond rating

	Market Value	% of bonds	% of total portfolio
Moody's Aaa	\$3,667,847.84	59.57%	17.24%
Moody's Aa1	183,630.35	2.98%	0.86%
Moody's Aa2	239,794.30	3.90%	1.13%
Moody's Aa3	264,946.15	4.30%	1.25%
Other	1,800,681.41	29.25%	8.47%



Maturity schedule

Market value	% of bonds	Corporate	US treasury and agency	Municipal	Other
(% of bonds maturing in)					
Less than 1 year	21.67%	\$121,768.55 (9.13%)	\$1,197,591.55 (89.75%)	-	\$15,015.60 (1.13%)
1 - 5 years	41.14%	1,085,611.34 (42.86%)	1,426,213.55 (56.31%)	-	21,095.00 (0.83%)
6 - 10 years	31.26%	1,350,819.76 (70.19%)	573,717.05 (29.81%)	-	-
11 - 15 years	1.46%	5,275.35 (5.87%)	84,632.91 (94.13%)	-	-
16 or more years	4.47%	-	275,159.39 (100.00%)	-	-





INSTITUTIONAL
ASSET MANAGEMENT

CLEVE PUB LIB ENDMT CONS
INVESTMENT MANAGEMENT STATEMENT
Account number 21-75-501-4453885
January 1, 2015 - March 31, 2015

Detail

Portfolio - income

Cash and cash equivalents
Mutual funds - money market

Description	Market value last period Quantity	Current market value		% of total portfolio	Total tax cost Avg. tax cost per unit	Unrealized gain/loss	Current Yield	Estimated annual income	Accrued income
		Current price per unit	Current market value						
PNC TREASURY MONEY MARKET FUND #431	37,633.710	\$37,633.71	\$1,000	0.18 %	\$37,633.71		0.01 %	\$3.76	\$0.24
PNC CAPITAL ADVISORS MONEY MARKET FUND #431			1.0000	0.01 %	\$1.00				0.10
PCA ADVANTAGE PORTFOLIO									
PNC TREASURY MONEY MARKET FUND #431	227,367.19	32,155.48	1.0000	0.16 %	32,155.48		0.02 %	3.22	0.07
Total mutual funds - money market		\$69,789.19		0.33 %	\$69,789.19		0.01 %	\$6.98	\$0.41
Total cash and cash equivalents		\$69,789.19		0.33 %	\$69,789.19		0.01 %	\$6.98	\$0.41

Detail

Portfolio - principal

Cash and cash equivalents
 Mutual funds - money market

Description	Market value last period	Current market value	% of total portfolio	Avg. tax cost per unit	Total tax cost	Unrealized gain/loss	Current yield	Estimated annual income	Accrued income
PNC TREASURY MONEY MARKET FUND #431	Quantity \$42,294.38 139,829.010	Current price per unit \$139,829.01 \$1,0000	0.66 %	\$139,829.01	\$1,000		0.01 %	\$13.98	\$1.17
21-75-073-4453885									
PNC TREASURY MONEY MARKET FUND #431	99,052.45 58,982.090	58,982.09 1,0000	0.28 %	58,982.09	1,000		0.02 %	5.90	0.65
PNC CAPITAL ADVISORS									
PNC TREASURY MONEY MARKET FUND #431	5,862.67 143,032.230	143,032.23 1,0000	0.68 %	143,032.23	1,000		0.01 %	14.30	1.20
PCA ADVANTAGE PORTFOLIO									
Total mutual funds - money market		\$341,843.33	1.61 %	\$341,843.33			0.01 %	\$34.18	\$3.02
Total cash and cash equivalents		\$341,843.33	1.61 %	\$341,843.33			0.01 %	\$34.18	\$3.02



CLEVE PUB LIB ENDMT CONS
INVESTMENT MANAGEMENT STATEMENT
 Account number 21-75-501-4453885
 January 1, 2015 - March 31, 2015

Detail

Fixed income
Corporate bonds

Description (Cusip)	Quantity	Market value last period	Current market value price per unit	% of total portfolio	Total tax cost	Avg. tax cost per unit	Unrealized gain/loss	Current yield	Estimated annual income	Accrued income
AT & T INC	40,000	\$42,976.40	\$109.5450	0.21 %	\$43,598.23	\$109.00	\$219.77	4.07 %	\$1,780.00	\$672.44
SR UNSEC 04.450% DUE 05/15/2021										
RATING: BAA1 (00206RAX0)										
PNC CAPITAL ADVISORS										
AT&T INC	5,138.30			0.03 %	5,125.72		106.88	3.73 %	195.00	10.83
CALL 12/11/2023 @ 100.000 UNSC	5,000				102.51					
03.900% DUE 03/11/2024										
RATING: BAA1 (00206RCE0)										
PNC CAPITAL ADVISORS										
ABBEEY NATL TREASURY SERV	31,059.60			0.15 %	30,108.82		1,141.58	2.93 %	915.00	96.58
SEDOL ISIN US002799AL89	30,000				100.36					
03.050% DUE 08/23/2018										
RATING: A2 (002799AL8)										
PNC CAPITAL ADVISORS										
ACE INA HOLDINGS	15,233.55			0.08 %	14,986.05		188.70	2.58 %	390.00	138.67
COM GTS	15,000				99.91					
02.600% DUE 11/23/2015										
RATING: A3 (00440EAN7)										
PNC CAPITAL ADVISORS										
AMERICAN EXPRESS CREDIT	30,112.20			0.15 %	30,041.86		59.84	0.75 %	225.57	38.85
UNSC	30,000				100.14					
VAR % DUE 07/29/2016										
RATING: A2 (0258M0DH9)										
PNC CAPITAL ADVISORS										

Detail

Fixed income
 Corporate bonds

Description (Cusip)	Market value last period		Current market value		% of total portfolio	Avg. tax cost per unit	Unrealized gain/loss	Current yield	Estimated annual income	Accrued income
	Quantity	price per unit	Current price per unit	Current market value						
BB&T CORPORATION	23,726.20	23,763.40	23,763.40	118.8170	0.12 %	22,628.08	1,135.32	5.77 %	1,370.00	576.64
SR UNSEC 06/850% DUE 04/30/2019	20,000		118.8170			113.14				
RATING: A2										
(05531FAB9)										
PNC CAPITAL ADVISORS										
BP CAPITAL MARKET'S PLC	29,491.20	30.892.38	30,892.38	102.9746	0.15 %	29,540.20	1,352.18	3.16 %	973.50	392.10
ISIN US05565QBZ00 SEDOL B87XBL5	30,000		102.9746			98.47				
03/245% DUE 05/06/2022										
RATING: A2										
(05555QBZ0)										
PNC CAPITAL ADVISORS										
BNP PARIBAS	25,550.50	25,771.00	25,771.00	103.0840	0.13 %	24,953.50	817.50	2.62 %	675.00	76.88
SEDOL ISIN US05574LPT97	25,000		103.0840			99.81				
02/700% DUE 08/20/2018										
RATING: A1										
(05574LPT9)										
PNC CAPITAL ADVISORS										
BANK OF MONTREAL	30,083.70	30,066.30	30,066.30	100.2210	0.15 %	30,000.00	66.30	0.72 %	215.58	12.58
ISIN US06366RHB42 NOTES	30,000		100.2210			100.00				
VAR % DUE 09/11/2015										
RATING: AA3										
(06366RHB4)										
PNC CAPITAL ADVISORS										
BERKSHIRE HATHAWAY INC	26,742.75	27,360.75	27,360.75	109.4430	0.13 %	25,586.70	1,774.05	3.43 %	937.50	119.79
SR UNSEC 03/750% DUE 08/15/2021	25,000		109.4430			102.35				
RATING: AA2										
(084670BC1)										
PNC CAPITAL ADVISORS										

Detail

Fixed income
Corporate bonds

Description (Cusip)	Market value last period		Current market value		% of total portfolio	Avg. tax cost per unit	Total tax cost	Unrealized gain/loss	Current yield	Estimated annual income	Accrued income
	Quantity	price per unit	Current price per unit	Current							
CANADIAN IMPERIAL BANK	10,041.30	100.4470	10,044.70	100.00	0.05 %	10,000.00	100.00	44.70	0.79 %	78.60	15.94
UNSC ISIN US136069FV81	10,000	100.4470	100.4470	100.00							
VAR % DUE 07/18/2016											
RATING: AA3											
[136069FV8]											
PNC CAPITAL ADVISORS											
PROGRESS ENERGY CAROLINA	22,409.00	22.62640	22,626.40	99.91	0.11 %	19,981.40	19,981.40	2,644.80	4.69 %	1,060.00	223.78
1ST MTG	20,000	113.1320	113.1320								
05.300% DUE 01/15/2019											
RATING: AA2											
[144141CZ9]											
PNC CAPITAL ADVISORS											
CATERPILLAR INC	27,072.25	27.51650	27,516.50	103.29	0.13 %	25,823.40	25,823.40	1,693.10	3.55 %	975.00	335.83
SR UNSEC	25,000	110.0660	110.0660								
03.900% DUE 05/27/2021											
RATING: A2											
[149123BV2]											
PNC CAPITAL ADVISORS											
CATHOLIC HEALTH INITIATI	14,938.80	15.04395	15,043.95	99.97	0.08 %	14,995.65	14,995.65	48.30	1.60 %	240.00	100.00
SECURED	15,000	100.2930	100.2930								
01.600% DUE 11/01/2017											
RATING: A2											
[14916RAB0]											
PNC CAPITAL ADVISORS											
CHEVRON CORP	19,876.40	20.01780	20,017.80	100.00	0.10 %	20,000.00	20,000.00	17.80	1.11 %	220.80	71.15
SR UNSEC CALL 11/5/17 @ 100	20,000	100.0890	100.0890								
01.104% DUE 12/05/2017											
RATING: AA1											
[166764AA8]											
PNC CAPITAL ADVISORS											



INSTITUTIONAL
ASSET MANAGEMENT

CLEVE PUB LIB ENDMT CONS
INVESTMENT MANAGEMENT STATEMENT
Account number 21-75-501-4453885
January 1, 2015 - March 31, 2015

Detail

Fixed income
Corporate bonds

Description (Cusip)	Quantity	Current market value	% of total portfolio	Avg. tax cost per unit	Total tax cost	Unrealized gain/loss	Current yield	Estimated annual income	Accrued income
		price per unit							
CHEVRON CORP	67,880.40	98.7920	0.33 %	67,886.70	96.98	1,267.70	2.39 %	1,648.50	531.18
SR UNSEC CALL 9/15/22 @ 100									
02.355% DUE 12/05/2022	70,000								
RATING: AA1									
PNC CAPITAL ADVISORS									
[166764AB6]									
CISCO SYSTEMS INC	22,018.40	22,380.40	0.11 %	22,233.91	111.17	146.49	3.98 %	890.00	187.89
SR NTS	20,000	111.9020							
04.450% DUE 01/15/2020									
RATING: A1									
[17275RAH5]									
PNC CAPITAL ADVISORS									
[17275RAH5]									
COCA-COLA CO/THE	30,010.50	30,022.80	0.15 %	30,024.22	100.08	- 1.42	0.34 %	99.99	41.38
UNSC	30,000	100.0760							
VAR% DUE 11/01/2016									
RATING: AA3									
[191216BC3]									
PNC CAPITAL ADVISORS									
[191216BC3]									
CONNECTICUT LIGHT & PWR	19,411.40	19,832.80	0.10 %	19,870.20	99.35	- 37.40	2.53 %	500.00	105.56
CALL 10/15/2022 @ 100.000 MORT	20,000	99.1640							
02.500% DUE 01/15/2023									
RATING: A2									
[207597EF8]									
PNC CAPITAL ADVISORS									
[207597EF8]									
CONOCOPHILLIPS	29,048.50	29,467.00	0.14 %	28,690.34	114.76	776.66	5.10 %	1,500.00	316.67
NTS	25,000	117.8680							
06.000% DUE 01/15/2020									
RATING: A1									
[20825CAU8]									
PNC CAPITAL ADVISORS									
[20825CAU8]									

Detail

**Fixed income
 Corporate bonds**

Description [Cusip.]	Market value last period		Current market value		% of total portfolio	Unrealized gain/loss	Current yield	Estimated annual income	Accrued income
	Quantity	price per unit	Current	price per unit					
CONOCOPHILLIPS COMPANY CALL 09/15/2021 @ 100.000 COGT 02.875% DUE 11/15/2021 RATING: A1	20,199.40	20,508.80	20,508.80	102.5440	0.10 %	497.34	2.81 %	575.00	222.01
PNC CAPITAL ADVISORS									
RABOBANK NEDERLAND UTREC ISIN US21686CAD20 SEDOL B5MKX70 03.375% DUE 01/19/2017 RATING: AA2	15,647.79	15,633.05	15,633.05	104.2203	0.08 %	448.03	3.24 %	506.25	101.25
PNC CAPITAL ADVISORS									
JOHN DEERE CAPITAL CORP SR UNSECURED SER MTN 05.350% DUE 04/03/2018 RATING: A2	27,893.25	27,930.25	27,930.25	111.7210	0.14 %	3,006.75	4.79 %	1,337.50	661.32
PNC CAPITAL ADVISORS									
JOHN DEERE CAPITAL CORP SERIES MTN SR UNSECD VAR % DUE 02/25/2016 RATING: A2	25,007.50	25,016.00	25,016.00	100.0640	0.12 %	16.00	0.33 %	80.76	7.85
PNC CAPITAL ADVISORS									
DEUTSCHE BANK AG LONDON SEDOL ISIN US25152RVR10 01.400% DUE 02/13/2017 RATING: A3	14,968.80	15,012.75	15,012.75	100.0850	0.08 %	- 7.28	1.40 %	210.00	28.00
PNC CAPITAL ADVISORS									

PNC CAPITAL ADVISORS

Detail

Fixed income
 Corporate bonds

Description (Cusip)	Market value last period		Quantity	Current market value		% of total portfolio	Total tax cost	Avg. tax cost per unit	Unrealized gain/loss	Current yield	Estimated annual income	Accrued income
	Quantity	price per unit		Current price per unit	price per unit							
WALT DISNEY COMPANY	22,518.80	22,500.60	20,000	112.5030	22,058.97	0.11 %	441.63	110.30	5.23 %	1,175.00	349.97	
NTS SERIES B 05.875% DUE 12/15/2017 RATING: A2 (25468PCB0)	10,595.60	109.0310	10,000	109.0310	10,606.37	0.06 %	294.73	106.06	3.44 %	375.00	79.17	
PNC CAPITAL ADVISORS DUKE ENERGY INDIANA INC 1ST MORTGAGE 03.750% DUE 07/15/2020 RATING: AA3 (26390TAC4)	11,074.70	110.9180	10,000	110.9180	9,966.00	0.06 %	1,125.80	99.66	4.74 %	525.00	110.83	
PNC CAPITAL ADVISORS DUKE ENERGY CAROLINAS 1ST MORTGAGE 05.250% DUE 01/15/2018 RATING: AA2 (26442CAC8)	24,879.75	25.673.25	25,000	102.6930	24,909.00	0.13 %	764.25	99.64	2.59 %	662.50	220.83	
PNC CAPITAL ADVISORS EMC CORP UNSC 02.650% DUE 06/01/2020 RATING: A1 (268648AQ5)	33,212.90	33,449.50	35,000	95.5700	33,951.57	0.16 %	- 502.07	97.00	2.73 %	910.00	192.11	
PNC CAPITAL ADVISORS EBAY INC SR UNSEC 02.600% DUE 07/15/2022 RATING: A2 (278642AE3)												
PNC CAPITAL ADVISORS												



INSTITUTIONAL
ASSET MANAGEMENT

CLEVE PUB LIB ENDMT CONS
INVESTMENT MANAGEMENT STATEMENT
Account number 21-75-501-4453885
January 1, 2015 - March 31, 2015

Detail

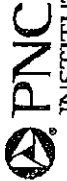
Fixed income
Corporate bonds

Description (Cusip)	Market value last period	Quantity	Current market value price per unit	% of total portfolio	Avg. tax cost per unit	Total tax cost	Unrealized gain/loss	Current yield	Estimated annual income	Accrued income
GEORGIA POWER COMPANY NOTES	22,379.60	20,000	22,397.80	0.11 %	20,995.55	104.98	1,402.25	4.83 %	1,080.00	360.00
05.400% DUE 06/01/2018 RATING: A3			111.9890							
PNC CAPITAL ADVISORS	33,079.50	30,000	33,531.60	0.16 %	32,756.48	109.19	775.12	3.94 %	1,320.00	440.00
GILEAD SCIENCES INC SR UNSEC CALL 09/01/21 @ 100			111.7720							
04.400% DUE 12/01/2021 RATING: A3										
PNC CAPITAL ADVISORS	25,001.25	25,000	25,387.00	0.12 %	24,679.25	98.72	707.75	2.81 %	712.50	283.02
GLAXOSMITHKLINE CAPITAL ISIN US377373AD71 SEDOL B84G065			101.5680							
02.850% DUE 05/08/2022 RATING: A2										
PNC CAPITAL ADVISORS	32,188.20	30,000	32,656.20	0.16 %	32,283.53	107.61	372.67	3.34 %	1,087.50	398.75
6006LE INC SR UNSEC			108.8540							
03.625% DUE 05/19/2021 RATING: AA2										
PNC CAPITAL ADVISORS	22,608.00	20,000	22,841.40	0.11 %	20,914.02	104.57	1,927.38	4.47 %	1,020.00	498.67
H5BC HOLDINGS PLC SR UNSEC ISIN US404280AK50 SEDOL B61GQ88			114.2070							
05.100% DUE 04/05/2021 RATING: AA3										
PNC CAPITAL ADVISORS										

Detail

Fixed income
Corporate bonds

Description [Cusip]	Market value last period		Current market value	% of total portfolio	Unrealized gain/loss	Current yield	Estimated annual income	Accrued income
	Quantity	price per unit						
MERRILL LYNCH & CO	17,228.70	17,157.90	17,157.90	0.09 %	1,887.58	6.02 %	1,031.25	446.87
NOTES SERIES MTN	15,000	114.3860	114.3860		15,570.32			
06.875% DUE 04/25/2018					103.80			
RATING: BAA2								
(59018YN64)								
PNC CAPITAL ADVISORS								
METLIFE INC	21,807.80	22,208.40	22,208.40	0.11 %	1,486.70	3.94 %	873.60	38.83
SER D UNSC	20,000	111.0420	111.0420		103.61			
04.368% DUE 09/15/2023								
RATING: A3								
(59156RBB3)								
PNC CAPITAL ADVISORS								
MICROSOFT CORP	45,000	45,324.90	45,324.90	0.22 %	274.15	2.36 %	1,068.75	145.47
CALL 01/12/2022 @ 100.000 UNSC		100.7220	100.7220		100.11			
02.375% DUE 02/12/2022								
RATING: AAA								
(594918BA1)								
PNC CAPITAL ADVISORS								
NBCUNIVERSAL MEDIA LLC	27,495.00	27,853.25	27,853.25	0.14 %	1,200.44	3.93 %	1,093.75	546.87
WFSR UNSC	25,000	111.4130	111.4130		106.61			
04.375% DUE 04/01/2021								
RATING: A3								
(63946BAE0)								
PNC CAPITAL ADVISORS								
NEXEN INC	17,287.35	17,155.20	17,155.20	0.09 %	-441.65	5.43 %	930.00	157.58
ISIN US65334HAK86	15,000	114.3680	114.3680		117.31			
06.200% DUE 07/30/2019								
RATING: AA3								
(65334HAK8)								
PNC CAPITAL ADVISORS								



INSTITUTIONAL
ASSET MANAGEMENT

CLEVE PUB LIB ENDMT CONS
INVESTMENT MANAGEMENT STATEMENT
Account number 21-75-501-4453885
January 1, 2015 - March 31, 2015

Detail

Fixed income

Corporate bonds

Description (Cusip)	Market value last period		Quantity	Current market value		% of total portfolio	Unrealized gain/loss	Current yield	Estimated annual income	Accrued income
	Quantity	price per unit		Current	price per unit					
ROYAL BANK OF CANADA SEDOL ISIN US780082AA14 01.875% DUJ 02/05/2020 RATING: AAA (780082AA1)	70,000	100.1870	70,000	70,130.90	100.1870	0.33 %	140.70	1.88 %	1,312.50	860.42
PNC CAPITAL ADVISORS ROYAL BANK OF CANADA ISIN US78011DAC83 SEDOL B6W2NM8 01.200% DUJ 09/19/2017 RATING: AAA (78011DAC8)	54,685.95	100.0503	54,685.95	55,027.67	100.0503	0.26 %	33.17	1.20 %	660.00	22.00
PNC CAPITAL ADVISORS SANOFI-AVENTIS ISIN US80105NAG07 SEDOL BSNP244 04.000% DUE 03/29/2021 RATING: A1 (80105NAG0)	10,864.70	109.8780	10,864.70	10,987.80	109.8780	0.06 %	942.77	3.65 %	400.00	2.22
PNC CAPITAL ADVISORS SIMON PROPERTY GROUP LP UNSC 03.375% DUE 10/01/2024 RATING: A2 (828807CS4)	30,515.10	102.6070	30,515.10	30,782.10	102.6070	0.15 %	873.90	3.29 %	1,012.50	585.31
PNC CAPITAL ADVISORS SOUTHERN CAL EDISON SER C CALL 07/01/23 B100 MORT 03.500% DUE 10/01/2023 RATING: AA3 (842400FY4)	31,536.00	106.8200	31,536.00	32,046.00	106.8200	0.16 %	1,927.45	3.28 %	1,050.00	525.00
PNC CAPITAL ADVISORS										



INSTITUTIONAL
ASSET MANAGEMENT

CLEVE PUB LIB ENDMT CONS
INVESTMENT MANAGEMENT STATEMENT

Account number 21-75-501-4453885

January 1, 2015 - March 31, 2015

Detail

Fixed income
Corporate bonds

Description (Cusip)	Market value last period		Quantity	Current market value		% of total portfolio	Avg. tax cost per unit	Total tax cost	Unrealized gain/loss	Current yield	Estimated annual income	Accrued income
	Quantity	price per unit		Current	price per unit							
TORONTO-DOMINION BANK	24,882.75	25.31775	24,882.75	25,317.75	0.12 %	24,769.25	348.50	531.25	2.10 %	531.25	131.34	
SEDOL ISIN US89114QAS75	25,000	101.2710	25,000	101,271.00		99.88						
02.125% DUE 07/02/2019												
RATING: AA1												
(89114QAS7)												
PNC CAPITAL ADVISORS												
TOYOTA MTR CREDIT CORP	21,035.20	21.26800	21,035.20	21,268.00	0.10 %	20,069.52	1,198.48	680.00	3.20 %	680.00	30.22	
SER MTN SR UNSEC	20,000	106.3400	20,000	106,340.00		100.35						
03.400% DUE 07/15/2021												
RATING: AA3												
(89233P5F9)												
PNC CAPITAL ADVISORS												
UNIONBANCAL CORP	30,895.50	31.95150	30,895.50	31,951.50	0.15 %	30,554.96	796.54	1,050.00	3.35 %	1,050.00	300.42	
SR UNSEC	30,000	104.5050	30,000	104,505.00		101.85						
03.500% DUE 06/18/2022												
RATING: A3												
(908906AC4)												
PNC CAPITAL ADVISORS												
UNITED PARCEL SERVICE	27,886.75	27.94025	27,886.75	27,940.25	0.14 %	26,416.77	1,523.48	1,375.00	4.93 %	1,375.00	290.28	
SR NOTES	25,000	111.7610	25,000	111,761.00		105.67						
05.500% DUE 01/15/2018												
RATING: AA3												
(911312AH9)												
PNC CAPITAL ADVISORS												
US BANCORP	14,786.55	15.25905	14,786.55	15,259.05	0.08 %	14,181.60	1,077.45	442.50	2.90 %	442.50	93.42	
SER MTN CALL 06/15/22 @100	15,000	101.7270	15,000	101,727.00		94.54						
02.950% DUE 07/15/2022												
RATING: A2												
(91189JAA4)												
PNC CAPITAL ADVISORS												



Detail

Fixed income
Corporate bonds

Description (Cusip)	Quantity	Market value last period	Current market value	% of total portfolio	Avg. tax cost per unit	Total tax cost	Unrealized gain/loss	Current yield	Estimated annual income	Accrued income
VIRGINIA ELEC & POWER CO	16,771.35	16,785.45	16,785.45	0.08 %	15,767.07	105.11	1,018.38	4.83 %	810.00	339.75
SR UNSECURED 05.400% DUE 04/30/2018 RATING: A2 (927804FF6)	15,000	111,9030	111,9030							
PNC CAPITAL ADVISORS										
WAL-MART STORES INC	37,375.10	38,093.65	38,093.65	0.18 %	37,062.89	105.89	1,030.76	3.34 %	1,268.75	292.52
SR UNSEC 03.625% DUE 07/08/2020 RATING: AA2 (931142CU5)	35,000	108,8390	108,8390							
PNC CAPITAL ADVISORS										
WELLS FARGO & COMPANY	26,239.50	26,685.00	26,685.00	0.13 %	25,526.64	102.11	1,158.36	3.87 %	1,031.25	131.77
SUBORDINATED 04.125% DUE 08/15/2023 RATING: A3 (94974BFN5)	25,000	106,7400	106,7400							
PNC CAPITAL ADVISORS										
WELLS FARGO & COMPANY	5,110.30	5,275.35	5,275.35	0.03 %	4,994.85	99.90	280.50	3.89 %	205.00	67.19
SER MTN SUB 04.100% DUE 06/03/2026 RATING: A3 (94974BFY1)	5,000	105,5070	105,5070							
PNC CAPITAL ADVISORS										
WELLS FARGO & COMPANY	15,093.90	15,492.45	15,492.45	0.08 %	14,959.50	99.73	532.95	3.20 %	495.00	30.25
SER MTN UNSC 03.300% DUE 09/09/2024 RATING: A2 (94974BGZ1)	15,000	103,2830	103,2830							
PNC CAPITAL ADVISORS										



INSTITUTIONAL
ASSET MANAGEMENT

CLEVE PUB LIB ENDMT CONS
INVESTMENT MANAGEMENT STATEMENT
Account number 21-75-501-4453885
January 1, 2015 - March 31, 2015

Detail

Fixed income
Corporate bonds

Description (Cusip)	Market value last period	Current market value		% of total portfolio	Total tax cost	Unrealized gain/loss	Current yield	Estimated annual income	Accrued income
		Quantity	price per unit						
WESTPAC BANKING CORP	30,438.60	30,823.10	102.0770	0.15 %	29,997.00	626.10	2.21 %	675.00	114.38
SEDOL BCJ52J2 ISIN US961214CC58	30,000		99.99						
02.250% DUE 07/30/2018 RATING: AA2 (961214CC5)									
PNC CAPITAL ADVISORS									
XILINX INC	14,971.20	15,473.85	103.1590	0.08 %	14,893.40	580.45	2.91 %	450.00	20.00
UNSC	15,000		99.29						
03.000% DUE 03/15/2021 RATING: A3 (983919AH4)									
PNC CAPITAL ADVISORS									
Total corporate bonds		\$2,185,958.30		10.28 %	\$2,125,129.43	\$60,828.87	2.98 %	\$65,182.77	\$19,007.29

Treasury bonds

Description (Cusip)	Market value last period	Current market value		% of total portfolio	Total tax cost	Unrealized gain/loss	Current yield	Estimated annual income	Accrued income
		Quantity	price per unit						
USA TREASURY NOTES	\$86,574.20	\$145,534.20	\$103.9530	0.69 %	\$142,307.07	\$3,227.13	2.29 %	\$3,325.00	\$409.93
02.375% DUE 08/15/2024 RATING: AAA (912828D56)									
PNC CAPITAL ADVISORS									
USA TREASURY NOTES	448,008.40	342,685.20	103.8440	1.62 %	339,325.91	3,387.29	2.89 %	9,900.00	27.05
03.000% DUE 09/30/2016 RATING: AAA (912828LP3)	330,000		102.83						
PNC CAPITAL ADVISORS									

Detail

Treasury bonds

Description (Cusip)	Market value last period	Current market value		% of total portfolio	Avg. tax cost per unit	Total tax cost	Unrealized gain/loss	Current yield	Estimated annual income	Accrued income
		Quantity	price per unit							
USA TREASURY NOTES 01.250% DUE 08/31/2015 RATING: AAA	266,884.15 250,000	251,152.50 100.4610	100.38	1.19 %	250,956.26	100.38	196.24	1.25 %	3,125.00	271.74
PNC CAPITAL ADVISORS USA TREASURY NOTES 02.625% DUE 11/15/2020 RATING: AAA	198,327.70 190,000	201,295.50 105.9450	103.49	0.95 %	196,635.07	103.49	4,660.43	2.48 %	4,987.50	1,887.53
PNC CAPITAL ADVISORS USA TREASURY NOTES 01.250% DUE 10/31/2015 RATING: AAA	141,127.00 140,000	140,863.80 100.6170	99.09	0.67 %	138,721.58	99.09	2,142.22	1.25 %	1,750.00	734.81
PNC CAPITAL ADVISORS USA TREASURY NOTES 02.125% DUE 08/15/2021 RATING: AAA	156,829.00 155,000	159,541.50 102.9300	100.09	0.76 %	155,145.58	100.09	4,395.92	2.07 %	3,293.75	409.44
PNC CAPITAL ADVISORS USA TREASURY NOTE 01.500% DUE 08/31/2018 RATING: AAA	497,395.80 395,000	401,079.05 101.5390	100.54	1.89 %	397,131.12	100.54	3,947.93	1.48 %	5,925.00	515.22
PNC CAPITAL ADVISORS USA TREASURY NOTES 00.875% DUE 12/31/2016 RATING: AAA	291,087.50 210,000	211,428.00 100.6800	100.29	1.00 %	210,605.48	100.29	822.52	0.87 %	1,897.50	464.42
PNC CAPITAL ADVISORS USA TREASURY NOTES 01.375% DUE 01/31/2019 RATING: AAA	321,876.75 255,000	255,956.25 100.3750	98.48	1.21 %	251,134.19	98.48	4,822.06	1.25 %	3,187.50	528.31
PNC CAPITAL ADVISORS										

Detail

Agency bonds

Description (Cusip.)	Market value last period		Quantity	Current market value		% of total portfolio	Unrealized gain/loss	Current yield	Estimated annual income	Accrued income
	Quantity	price per unit		Current	Current					
FEDERAL NATL MTG ASSN BND\$	65,826.80	67,345.85	65,000	67,345.85	103,6090	0.32 %	2,939.30	2.54 %	1,706.25	118.49
02.625% DUE 09/06/2024										
RATING: AAA										
(313560ZR7)										
PNC CAPITAL ADVISORS.										
FEDERAL NATL MTG ASSN	45,831.19	44,046.88	45,831.19	44,046.88	107.5160	0.21 %	324.16	3.73 %	1,638.71	141.11
POOL #AH3765	40,957.740	107.5160	40,957.740	107.5160						
04.000% DUE 01/01/2041										
RATING: N/A										
(3138A5FF4)										
PNC CAPITAL ADVISORS.										
FEDERAL NATL MTG ASSN	30,104.74	28,728.54	30,104.74	28,728.54	106.1990	0.14 %	190.72	3.30 %	946.81	81.53
POOL #AL0578	27,051.611	106.1990	27,051.611	106.1990						
03.500% DUE 08/01/2026										
RATING: N/A										
(3138EGUC6)										
PNC CAPITAL ADVISORS.										
FEDERAL NATL MTG ASSN	40,250.50	39,365.49	40,250.50	39,365.49	105.1690	0.19 %	-390.14	3.33 %	1,310.07	112.81
POOL AQ4804	37,430.701	105.1690	37,430.701	105.1690						
03.500% DUE 11/01/2042										
RATING: N/A										
(3138MLKS2)										
PNC CAPITAL ADVISORS.										
FEDERAL NATL MTG ASSN	106,535.05	104,330.63	106,535.05	104,330.63	108.4750	0.50 %	9,376.01	3.69 %	3,847.18	331.28
POOL #AB2077	96,179.424	108.4750	96,179.424	108.4750						
04.000% DUE 01/01/2041										
RATING: N/A										
(31416XJX9)										
PNC CAPITAL ADVISORS.										
FEDERAL NATL MTG ASSN	30,161.08	29,111.52	30,161.08	29,111.52	110.5390	0.14 %	2,190.40	4.08 %	1,185.12	102.05
POOL # AB2275	26,335.970	110.5390	26,335.970	110.5390						
04.500% DUE 02/01/2041										
RATING: N/A										
(31416XG52)										
PNC CAPITAL ADVISORS										

Detail

Agency bonds

Description (Cusip)	Market value last period	Current market value		% of total portfolio	Total tax cost	Unrealized gain/loss	Current yield	Estimated annual income	Accrued income
		Quantity	price per unit						
FEDERAL NATL MTG ASSN POOL #AB6373 03.000% DUE 10/01/2027 RATING: N/A (31417DCX7)	57,914.91 53,234.148	55,904.37 105.0160	0.27 %	56,007.64 105.21	- 109.27	2.86 %	1,597.02	137.52	
PNC CAPITAL ADVISORS FEDERAL NATL MTG ASSN POOL #MA1003 03.500% DUE 03/01/2042 RATING: N/A (31418ADH8)	59,336.61 55,431.836	58,304.87 105.1830	0.28 %	56,381.30 101.71	1,923.57	3.33 %	1,940.11	167.07	
Total agency bonds		\$455,125.40	2.14 %	\$437,246.96	\$17,878.44	3.34 %	\$15,202.52	\$1,501.23	

Asset backed

Description (Cusip)	Market value last period	Current market value		% of total portfolio	Total tax cost	Unrealized gain/loss	Current yield	Estimated annual income	Accrued income
		Quantity	price per unit						
CAPITAL ONE MULTI-ASSET EXECUT SERIES 2014 A5 CLASS A 01.480% DUE 07/15/2020 RATING: N/A (14041NET4)	\$35,021.88 35,000	\$35,240.63 \$180.6875	0.17 %	\$34,990.63 \$99.97	\$250.00	1.47 %	\$518.00	\$23.02	
PNC CAPITAL ADVISORS CAPITAL ONE MULTI-ASSET EXECUT SERIES 2015 A1 CLASS A 01.390% DUE 01/15/2021 RATING: N/A (14041NEU1)	45,000	45,000.00 100.0000	0.22 %	44,993.54 99.99	6.46	1.40 %	625.50		



INSTITUTIONAL
ASSET MANAGEMENT

CLEVE PUB LIB ENDMT CONS
INVESTMENT MANAGEMENT STATEMENT

Account number 21-75-501-4453885
January 1, 2015 - March 31, 2015

Detail

Asset backed

Description [Cusip.]	Market value last period		Current market value		% of total portfolio	Avg. tax cost per unit	Total tax cost	Unrealized gain/loss	Current yield	Estimated annual income	Accrued income
	Quantity	price per unit	Current	price per unit							
FORD CREDIT AUTO OWNER TRUST	29,913.30	30,056.40	20,043.75	100.2188	0.10 %	29,995.59	99.99	45.34	1.28 %	256.00	4.98
SERIES 2014 C CLASS A3	30,000	100.1880									
01.060% DUE 05/15/2019											
RATING: N/A											
(34530PAD4)											
PNC CAPITAL ADVISORS											
FORD CREDIT AUTO OWNER TRUST	20,000	20,043.75	20,043.75	100.2188	0.10 %	19,998.41	99.99	45.34	1.28 %	256.00	4.98
SERIES 2015 A CLASS A3											
01.280% DUE 09/15/2019											
RATING: AAA											
(34530QAD2)											
PNC CAPITAL ADVISORS											
GE CAPITAL CREDIT CARD MASTER	99,395.00	99,984.00	99,984.00	99.9840	0.48 %	99,961.14	99.96	22.86	1.37 %	1,360.00	60.44
SERIES 2012-6 CLASS A	100,000										
01.360% DUE 08/17/2020											
NOT RATED											
(36159JDH1)											
PNC CAPITAL ADVISORS											
HONDA AUTO RECEIVABLES OWNER T	10,008.60	9,691.51	9,691.51	100.1260	0.05 %	9,677.74	99.98	13.77	0.77 %	74.53	3.31
SERIES 2013 3 CLASS A3	9,679.310										
00.770% DUE 05/15/2017											
RATING: AAA											
(43812XAC9)											
PNC CAPITAL ADVISORS											
HONDA AUTO RECEIVABLES OWNER T	24,916.25	24,994.75	24,994.75	99.9790	0.12 %	24,995.18	99.98	-0.43	0.89 %	220.00	9.78
SERIES 2014-3 CLASS A3	25,000										
00.880% DUE 06/15/2018											
RATING: N/A											
(43814HAC2)											
PNC CAPITAL ADVISORS											
HONDA AUTO RECEIVABLES OWNER T	15,000	15,020.85	15,020.85	100.1390	0.08 %	14,998.85	99.99	22.00	1.05 %	157.50	7.00
SERIES 2015 1 CLASS A3											
01.050% DUE 10/15/2018											
RATING: AAA											
(43814KAC5)											
PNC CAPITAL ADVISORS											



INSTITUTIONAL
ASSET MANAGEMENT

CLEVE PUB LIB ENDMT CONS
INVESTMENT MANAGEMENT STATEMENT
Account number 21-75-501-4453885
January 1, 2015 - March 31, 2015

Detail

Asset backed

Description (Cusip)	Market value last period	Current market value		Quantity	% of total portfolio	Total tax cost	Avg. tax cost per unit	Unrealized gain/loss	Current yield	Estimated annual income	Accrued income
		Current	price per unit								
HYUNDAI AUTO RECEIVABLES TRUST SERIES 2015 A CLASS A3 01.050% DUE 04/15/2019 RATING: N/A (44890WAC4)	20,000	19,978.20	99.8910	20,000	0.10 %	19,997.09	99.99	- 18.89	1.06 %	210.00	9.33
PNC CAPITAL ADVISORS											
JOHN DEERE OWNER TRUST SERIES 2014 B CLASS A3 01.070% DUE 11/15/2018 RATING: AAA (477877AD6)	19,921.60	20,037.60	100.1880	20,000	0.10 %	19,995.63	99.98	41.97	1.07 %	214.00	9.51
PNC CAPITAL ADVISORS											
NISSAN AUTO LEASE TRUST SERIES 2013 A CLASS A3 00.610% DUE 04/15/2016 RATING: AAA (65476VAC3)	24,990.50	17,397.81	99.9790	17,401.460	0.09 %	17,401.39	100.00	- 3.58	0.62 %	106.15	4.72
PNC CAPITAL ADVISORS											
TOYOTA AUTO RECEIVABLES OWNER SERIES 2013 B CLASS A3 00.890% DUE 07/17/2017 RATING: AAA (89236VAC4)	20,037.40	20,041.80	100.2090	20,000	0.10 %	19,999.05	100.00	42.75	0.89 %	178.00	7.91
PNC CAPITAL ADVISORS											
VOLKSWAGEN AUTO LEASE TRUST SERIES 2015 A CLASS A3 01.250% DUE 12/20/2017 RATING: AAA (92867VAD2)	20,000	20,029.40	100.1470	20,000	0.10 %	19,998.88	99.99	30.52	1.25 %	250.00	7.64
PNC CAPITAL ADVISORS											
Total asset backed		\$377,516.70			1.78 %	\$377,003.12		\$513.58	1.19 %	\$4,487.68	\$161.77

Detail

Other fixed income assets

Description [Cusip]	Market value last period	Quantity	Current market value	Current price per unit	% of total portfolio	Avg. tax cost per unit	Total tax cost	Unrealized gain/loss	Current yield	Estimated annual income	Accrued income
ONTARIO (PROVINCE OF)	\$20,924.00	20,000	\$21,095.00	\$105.4750	0.10 %	\$20,585.96	\$509.04	\$509.04	2.85 %	\$600.00	\$125.00
ISIN US68323AAU88 SEDOL B566FM4						\$102.93					
03.000% DUE 07/16/2018											
RATING: AA2											
[68323AAU8]											
PNC CAPITAL ADVISORS											
ONTARIO (PROVINCE OF)	15,037.13	15,000	15,015.60	100.1040	0.08 %	14,996.85	18.75	18.75	0.95 %	142.50	49.48
SR UNSEC ISIN US68323ABJ25						99.98					
00.950% DUE 05/26/2015											
RATING: AA2											
[68323ABJ2]											
PNC CAPITAL ADVISORS											
Total other fixed income assets			\$36,110.60		0.17 %	\$35,582.81	\$527.79	\$527.79	2.06 %	\$742.50	\$174.48

Total fixed income

			\$6,156,900.05		28.95 %	\$6,047,461.79	\$109,438.26	\$109,438.26	2.08 %	\$127,827.97	\$26,920.42
--	--	--	-----------------------	--	----------------	-----------------------	---------------------	---------------------	---------------	---------------------	--------------------

Equities

Stocks
Consumer discretionary

Description [Symbol]	Market value last period	Quantity	Current market value	Current price per unit	% of total portfolio	Avg. tax cost per unit	Total tax cost	Unrealized gain/loss	Current yield	Estimated annual income	Accrued income
ROYAL CARIBBEAN CRUISES LTD (RCL)											
SEDOL 2754907 ISIN LR0008862868	\$112,104.80	1,310	\$107,223.50	\$81.8500	0.51 %	\$80,540.91	\$61.48	\$26,682.59	1.47 %	\$1,572.00	
PCA ADVANTAGE PORTFOLIO											
COMCAST CORPORATION CL A (CMCSA)	157,207.10	2,620	147,951.40	56.4700	0.70 %	76,342.26	29.14	71,609.14	1.78 %	2,620.00	655.00
PCA ADVANTAGE PORTFOLIO											
DISNEY WALT CO (DIS)	195,915.20	2,010	210,828.90	104.8900	1.00 %	118,205.27	58.81	92,623.63	1.10 %	2,311.50	
PCA ADVANTAGE PORTFOLIO											
FOOT LOCKER INC (FL)	94,944.20	1,630	102,690.00	63.0000	0.49 %	78,211.58	47.98	24,478.42	1.59 %	1,630.00	
PCA ADVANTAGE PORTFOLIO											

Detail

Equities

Stocks
Consumer discretionary

Description (Symbol)	Market value last period		Current market value		% of total portfolio	Avg. tax cost per unit	Total tax cost	Unrealized gain/loss	Current yield	Estimated annual income	Accrued income
	Quantity	price per unit	Current	price per unit							
HANESBRANDS INC - W/ (HBI)	118,317.20	136,720.80	136,720.80	136,720.80	0.65%	75,455.56	18.49	61,265.24	1.20%	1,632.00	
PCA ADVANTAGE PORTFOLIO	4,080	33,510.00	33,510.00	33,510.00	0.54%	43,632.91	18.49	71,113.19	2.08%	2,383.60	
HOME DEPOT INC (HD)	110,218.50	114,746.10	114,746.10	114,746.10	0.49%	43.20	43.20	29,042.20	2.13%	2,200.00	
PCA ADVANTAGE PORTFOLIO	1,010	113,610.00	113,610.00	113,610.00	0.59%	74,676.80	67.89	30,402.87	1.64%	2,041.60	
L BRANDS INC (LBI)	98,667.00	103,719.00	103,719.00	103,719.00	0.44%	94,088.33	40.56	38,131.03	1.51%	1,378.00	
PCA ADVANTAGE PORTFOLIO	1,100	94,290.00	94,290.00	94,290.00	0.59%	89,010.20	64.50	35,838.40	1.86%	2,318.40	
MAGNA INTERNATIONAL (MGA)	130,428.00	124,491.20	124,491.20	124,491.20	5.95%	\$783,747.79		\$481,186.71	1.59%	\$20,087.10	\$655.00
ISIN CA5592224011 SEDOL 2554549	2,320	53,660.00	53,660.00	53,660.00							
PCA ADVANTAGE PORTFOLIO	2,320	53,660.00	53,660.00	53,660.00							
POLARIS INDS INC (PLI)	101,330.80	91,715.00	91,715.00	91,715.00							
PCA ADVANTAGE PORTFOLIO	650	141,100.00	141,100.00	141,100.00							
WYNDHAM WORLDWIDE CORP (WYN)	122,636.80	124,848.60	124,848.60	124,848.60							
PCA ADVANTAGE PORTFOLIO	1,380	90,470.00	90,470.00	90,470.00							
Total consumer discretionary			\$1,264,934.50	\$1,264,934.50				\$481,186.71	1.59%	\$20,087.10	\$655.00

Consumer staples

Description (Symbol)	Market value last period		Current market value		% of total portfolio	Avg. tax cost per unit	Total tax cost	Unrealized gain/loss	Current yield	Estimated annual income	Accrued income
	Quantity	price per unit	Current	price per unit							
ALTRIA GROUP INC (MO)	\$124,653.10	\$122,048.80	\$122,048.80	\$122,048.80	0.58%	\$90,232.24	\$36.98	\$31,816.56	4.16%	\$5,075.20	\$1,268.80
PCA ADVANTAGE PORTFOLIO	2,440	\$50,020.00	\$50,020.00	\$50,020.00	0.78%	82,943.51	51.84	82,192.49	1.36%	2,240.00	
CVS HEALTH CORPORATION (CVS)	161,800.80	165,136.00	165,136.00	165,136.00	0.79%	117,600.21	82.24	48,580.09			
PCA ADVANTAGE PORTFOLIO	1,600	103,210.00	103,210.00	103,210.00							
CONSTELLATION BRANDS INC (STZ)	145,291.60	166,180.30	166,180.30	166,180.30							
PCA ADVANTAGE PORTFOLIO	1,430	116,210.00	116,210.00	116,210.00							
PCA ADVANTAGE PORTFOLIO											
DR PEPPER SNAPPLE GROUP INC (DPS)	103,219.20	109,087.20	109,087.20	109,087.20	0.52%	89,411.54	64.33	19,675.66	2.45%	2,668.80	667.20
PCA ADVANTAGE PORTFOLIO	1,390	78,480.00	78,480.00	78,480.00							



INSTITUTIONAL
ASSET MANAGEMENT

CLEVE PUB LIB ENDMT CONS
INVESTMENT MANAGEMENT STATEMENT
Account number 21-75-501-4453885
January 1, 2015 - March 31, 2015

Detail

Consumer staples

Description (Symbol)	Quantity	Current market value	Current price per unit	Market value last period	% of total portfolio	Total tax cost	Avg. tax cost per unit	Unrealized gain/loss	Current yield	Estimated annual income	Accrued income
KROGER CO (KR)	166,303.90	191,650.00	191,650.00	166,303.90	0.91 %	115,728.85	115,728.85	75,921.15	0.97 %	1,850.00	
PCA ADVANTAGE PORTFOLIO	2,500	76,660.00	76,660.00	2,500		46.29	46.29				
PROCTER & GAMBLE CO (PG)	149,387.60	129,465.20	129,465.20	149,387.60	0.61 %	88,867.02	88,867.02	40,598.18	3.15 %	4,066.92	
PCA ADVANTAGE PORTFOLIO	1,580	81,940.00	81,940.00	1,580		56.25	56.25				
Total consumer staples		\$883,567.50	\$883,567.50		4.15 %	\$584,783.37	\$584,783.37	\$298,784.13	1.80 %	\$15,900.92	\$1,934.00

Energy

Description (Symbol)	Quantity	Current market value	Current price per unit	Market value last period	% of total portfolio	Total tax cost	Avg. tax cost per unit	Unrealized gain/loss	Current yield	Estimated annual income	Accrued income
CONOCOPHILLIPS (COP)	118,783.20	\$103,351.60	\$103,351.60	118,783.20	0.49 %	\$116,043.30	\$116,043.30	-\$12,691.70	4.70 %	\$4,847.20	
PCA ADVANTAGE PORTFOLIO	1,660	\$62,260.00	\$62,260.00	1,660		\$69.91	\$69.91				
EXXON MOBIL CORP (XOM)	150,693.50	133,450.00	133,450.00	150,693.50	0.63 %	126,672.49	126,672.49	6,777.51	3.25 %	4,333.20	
PCA ADVANTAGE PORTFOLIO	1,570	85,000.00	85,000.00	1,570		80.68	80.68				
SCHLUMBERGER LTD (SLB)	139,218.30	131,000.80	131,000.80	139,218.30	0.62 %	138,243.71	138,243.71	-7,242.91	2.40 %	3,140.00	785.00
SEDOL 2779201	1,570	83,440.00	83,440.00	1,570		88.05	88.05				
ISIN AN8068571086											
PCA ADVANTAGE PORTFOLIO											
Total energy		\$367,802.40	\$367,802.40		1.73 %	\$380,959.50	\$380,959.50	-\$13,157.10	3.35 %	\$12,320.40	\$785.00

Financial

Description (Symbol)	Quantity	Current market value	Current price per unit	Market value last period	% of total portfolio	Total tax cost	Avg. tax cost per unit	Unrealized gain/loss	Current yield	Estimated annual income	Accrued income
INVESCO LTD (VZ)	124,488.00	\$120,657.60	\$120,657.60	124,488.00	0.57 %	\$106,363.86	\$106,363.86	\$14,293.74	2.52 %	\$3,040.00	
PCA ADVANTAGE PORTFOLIO	3,040	\$39,690.00	\$39,690.00	3,040		\$34.99	\$34.99				
ACE LIMITED (ACE)	116,028.80	109,260.20	109,260.20	116,028.80	0.52 %	99,242.28	99,242.28	10,017.92	2.34 %	2,548.00	637.00
ISIN CH0044328745 SEDOL B3BGMF6	980	111,490.00	111,490.00	980		101.27	101.27				
PCA ADVANTAGE PORTFOLIO											
ALLSTATE CORP (ALL)	115,912.50	113,160.30	113,160.30	115,912.50	0.54 %	98,099.45	98,099.45	15,060.85	1.69 %	1,908.00	477.00
PCA ADVANTAGE PORTFOLIO	1,590	71,170.00	71,170.00	1,590		61.70	61.70				



INSTITUTIONAL
ASSET MANAGEMENT

CLEVE PUB LIB ENDMT CONS
INVESTMENT MANAGEMENT STATEMENT
Account number 21-75-501-4453885
January 1, 2015 - March 31, 2015

Detail

Financial

Description (Symbol)	Market value last period	Quantity	Current market value	Current price per unit	% of total portfolio	Avg. tax cost per unit	Total tax cost	Unrealized gain/loss	Current yield	Estimated annual income	Accrued income
AMERIPRISE FINANCIAL INC (AMP)		590	77,195.60	130.8400	0.37%	76,567.10	129.78	628.50	1.78%	1,368.80	
PCA ADVANTAGE PORTFOLIO			102,467.20		0.49%	106,338.18		-3,870.98			
BERKSHIRE HATHAWAY INC (BRKB) CLASS B		710	144,3200			149.77					
PCA ADVANTAGE PORTFOLIO											
JPMORGAN CHASE & CO (JPM)		200,568.90	187,495.10		0.89%	96,158.82		91,336.28	2.65%	4,952.00	
PCA ADVANTAGE PORTFOLIO		3,095	60,5800			31.07					
LINCOLN NATIONAL CORP (LNC)		135,524.50	130,434.20		0.62%	114,623.39		15,810.81	1.40%	1,816.00	
PCA ADVANTAGE PORTFOLIO		2,270	57,4600			50.50					
PRINCIPAL FINANCIAL GROUP (PFG)		119,981.40	114,555.10		0.54%	111,404.96		3,150.14	2.81%	3,211.20	
PCA ADVANTAGE PORTFOLIO		2,230	51,3700			49.96					
THE TRAVELERS COS INC (TRV)		111,142.50	109,211.30		0.52%	91,654.77		17,556.53	2.04%	2,222.00	
PCA ADVANTAGE PORTFOLIO		1,010	108,1300			90.75					
VISA INC (V)		89,148.00	86,341.20		0.41%	51,995.86		34,345.34	0.74%	633.60	
CLASS A SHARES		1,320	65,4100			39.39					
PCA ADVANTAGE PORTFOLIO											
VOYA FINL INC COM (VOYA)		1,890	81,477.90		0.39%	81,886.63		-408.73	0.10%	75.60	
PCA ADVANTAGE PORTFOLIO											
WELLS FARGO & COMPANY (WFC)		197,362.00	189,312.00		0.90%	92,280.53		97,031.47	2.58%	4,872.00	
PCA ADVANTAGE PORTFOLIO		3,480	54,4000			26.52					
Total financial			\$1,421,567.70		6.68%	\$1,126,615.83		\$294,951.87	1.87%	\$26,647.20	\$1,114.00

Health care

Description (Symbol)	Market value last period	Quantity	Current market value	Current price per unit	% of total portfolio	Avg. tax cost per unit	Total tax cost	Unrealized gain/loss	Current yield	Estimated annual income	Accrued income
AETNA INC NEW (AET)		153,675.90	\$177,905.10		0.84%	\$103,306.11		\$74,598.99	0.94%	\$1,670.00	
PCA ADVANTAGE PORTFOLIO		1,670	\$106,5300			\$61.86					
AMGEN INC (AMGN)		173,626.10	167,842.50		0.79%	124,141.43		43,701.07	1.98%	3,318.00	
PCA ADVANTAGE PORTFOLIO		1,050	159,8500			118.23					
BECTON DICKINSON & CO (BDX)		93,237.20	93,333.50		0.44%	58,966.51		34,366.99	1.68%	1,560.00	
PCA ADVANTAGE PORTFOLIO		650	143,5900			90.72					



INSTITUTIONAL
ASSET MANAGEMENT

CLEVE PUB LIB ENDMT CONS
INVESTMENT MANAGEMENT STATEMENT
Account number 21-75-501-4453885
January 1, 2015 - March 31, 2015

Detail

Health care

Description (Symbol)	Market value last period		Current market value		% of total portfolio	Avg. tax cost per unit	Total tax cost	Unrealized gain/loss	Current yield	Estimated annual income	Accrued income
	Quantity	price per unit	Quantity	price per unit							
CIGNA CORP (CI)	145,103.10	176,038.40	129,440.00	176,038.40	0.83 %	128,412.10	94.42	47,626.30	0.04 %	54.40	54.40
PCA ADVANTAGE PORTFOLIO	1,360	129,440.00	113,968.00	129,440.00	0.54 %	106,887.11	7,080.89				
EDWARDS LIFESCIENCES CORP (EW)	800	142,460.00	142,460.00	142,460.00	0.65 %	133.61					
PCA ADVANTAGE PORTFOLIO	137,239.30	136,166.30	75,230.00	136,166.30	0.65 %	115,187.50	20,978.80				
HCA HOLDINGS INC (HCA)	1,910	75,230.00	75,230.00	75,230.00	0.73 %	63.64					
JOHNSON & JOHNSON (JNJ)	168,357.70	154,924.00	100,600.00	154,924.00	0.73 %	92,555.38	60.10	62,368.62	2.79 %	4,312.00	
PCA ADVANTAGE PORTFOLIO	1,540	100,600.00	147,030.00	100,600.00	0.70 %	60.10					
MCKESSON CORPORATION (MCK)	139,078.60	147,030.00	226,200.00	147,030.00	0.70 %	100,357.96	154.40	46,672.04	0.43 %	624.00	156.00
PCA ADVANTAGE PORTFOLIO	650	226,200.00	75,210.00	226,200.00	0.36 %	154.40					
ST JUDE MEDICAL INC (STJ)	77,385.70	75,210.00	65,400.00	75,210.00	0.36 %	77,907.35	67.75	-2,697.35	1.78 %	1,334.00	333.50
PCA ADVANTAGE PORTFOLIO	1,150	65,400.00		65,400.00							
Total health care		\$1,242,417.80		\$1,242,417.80	5.84 %	\$907,721.45		\$334,696.35	1.04 %	\$12,872.40	\$543.90

Industrials

Description (Symbol)	Market value last period		Current market value		% of total portfolio	Avg. tax cost per unit	Total tax cost	Unrealized gain/loss	Current yield	Estimated annual income	Accrued income
	Quantity	price per unit	Quantity	price per unit							
BOEING CO (BA)	\$102,684.20	\$84,044.80	\$150,080.00	\$84,044.80	0.40 %	\$99,169.20	\$69.95	\$44,875.60	2.43 %	\$2,038.40	
PCA ADVANTAGE PORTFOLIO	560	\$150,080.00	75,099.60	\$150,080.00	0.36 %	73,880.74		1,218.86	1.05 %	782.00	
CINTAS CORP (CTAS)	920	81,630.00	81,630.00	81,630.00	0.40 %	80.31					
PCA ADVANTAGE PORTFOLIO	94,936.70	83,625.60	44,960.00	83,625.60	0.40 %	39,631.42		43,994.18	0.81 %	669.60	
DELTA AIR LINES INC (DAL)	1,860	44,960.00	24,810.00	44,960.00	0.39 %	21.31					
PCA ADVANTAGE PORTFOLIO	179,669.70	80,880.60	79,275.60	80,880.60	0.39 %	53,997.21	16.56	26,883.39	3.71 %	2,999.20	749.80
GENERAL ELECTRIC CO (GE)	3,260	24,810.00	104,310.00	24,810.00	0.38 %	16.56					
PCA ADVANTAGE PORTFOLIO	760	104,310.00	85,243.20	104,310.00	0.38 %	75,058.97		4,216.63	1.99 %	1,573.20	
HONEYWELL INTL INC (HON)	102,062.10	85,243.20	202,960.00	85,243.20	0.41 %	59,348.12		25,895.08	2.96 %	2,520.00	
PCA ADVANTAGE PORTFOLIO	420	202,960.00	80,480.00	202,960.00	0.38 %	141.31					
NORTHROP GRUMMAN CORPORATION (NOC)	500	80,480.00	160,960.00	80,480.00	0.38 %	85,306.26		-4,826.26	1.74 %	1,400.00	
PCA ADVANTAGE PORTFOLIO		160,960.00		160,960.00		170.61					



Detail

Industrials

Description (Symbol)	Market value last period	Quantity	Current market value	Current price per unit	% of total portfolio	Avg. tax cost per unit	Total tax cost	Unrealized gain/loss	Current yield	Estimated annual income	Accrued income
SNAP ON INC (SNA)	121,698.60	860	126,471.60	147.0600	0.60%	109,670.56	127.52	16,801.04	1.45%	1,823.20	
PCA ADVANTAGE PORTFOLIO			86,385.00	44.3000	0.41%	53,254.15	27.31	33,130.85	0.55%	468.00	
SOUTHWEST AIRLINES CO (LUV)	120,188.80	1,950	75,877.00	38.9100	0.36%	75,538.90	164.22	338.10	2.49%	1,886.00	
PCA ADVANTAGE PORTFOLIO			89,030.82	108.3100	0.42%	30,292.05	36.85	58,738.77	2.04%	1,808.40	
3M COMPANY (MMM)			108,310.00	108.3100							
PCA ADVANTAGE PORTFOLIO			164,950.00	164.9500							
UNION PACIFIC CORP (UNP)	101,498.76	822	89,030.82	108.3100							
PCA ADVANTAGE PORTFOLIO			108,310.00	108.3100							
Total Industrials			\$946,413.82		4.45%	\$695,147.58		\$251,266.24	1.90%	\$17,968.00	\$749.80

Information technology

Description (Symbol)	Market value last period	Quantity	Current market value	Current price per unit	% of total portfolio	Avg. tax cost per unit	Total tax cost	Unrealized gain/loss	Current yield	Estimated annual income	Accrued income
TE CONNECTIVITY LTD (TEL)	\$120,807.50	1,840	\$131,780.80	\$71.6200	0.62%	\$106,702.07	\$57.99	\$25,078.73	1.62%	\$2,134.40	
SEDOL B62B7C3 ISIN CH0102993182			\$71.6200								
PCA ADVANTAGE PORTFOLIO			86,888.20	81.9700	0.41%	74,598.29	70.38	12,289.91			
CHECK POINT SOFTWARE TECH (CHKP)	86,427.00	1,060	81.9700								
SEDOL 2181334			81.9700								
ISIN IL0010824113											
PCA ADVANTAGE PORTFOLIO			121,435.60	100.3600	0.58%	51,311.74	42.41	70,123.86			
NXP SEMICONDUCTORS (NXPI)	129,116.00	1,210	100.3600								
ISIN NL000938784 SEDOL B505PN7			100.3600								
PCA ADVANTAGE PORTFOLIO			429,283.50	124.4300	2.02%	132,693.36	38.46	296,590.14	1.52%	6,486.00	
APPLE INC (AAPL)	394,056.60	3,450	124.4300								
PCA ADVANTAGE PORTFOLIO			191,298.75	27.5250	0.90%	156,103.13	22.46	35,195.62	3.06%	5,838.00	1,459.50
CISCO SYSTEMS INC (CSCO)	161,605.15	6,950	77,658.00	11.1000	0.37%	33,396.59	44,261.41				
PCA ADVANTAGE PORTFOLIO			554,700.00	65.25128	0.31%	13,780.42	238.55	51,470.86	3.06%	1,990.20	
GOOGLE INC-CL A (GOOGL)	74,292.40	140	65.25128								
PCA ADVANTAGE PORTFOLIO			40,655.00	57,244.30	0.27%	72,642.24	34.43	-15,397.94	0.10%	52.75	
MICROSOFT CORP (MSFT)	77,339.25	1,605	57,244.30								
PCA ADVANTAGE PORTFOLIO			27,130.00								
MICRON TECHNOLOGY INC (MU)	76,321.80	2,110	27,130.00								
PCA ADVANTAGE PORTFOLIO											

Detail

Information technology

Description (Symbol)	Market value last period	Current market value	% of total portfolio	Total tax cost	Unrealized gain/loss	Current yield	Estimated annual income	Accrued income
	Quantity	price per unit		Avg. tax cost per unit				
QUALCOMM (QCOM)	101,088.80	129,565.80	0.61 %	105,753.22	23,912.58	2.43 %	3,141.60	
PCA ADVANTAGE PORTFOLIO	1,870	69,340.00		56.55				
SKYWORKS SOLUTIONS INC (SWKS)	179,593.70	191,665.50	0.91 %	75,305.60	116,359.90	0.53 %	1,014.00	
PCA ADVANTAGE PORTFOLIO	1,950	98,290.00		38.62				
Total information technology		\$1,482,171.73	6.97 %	\$822,286.66	\$659,885.07	1.39 %	\$20,656.95	\$1,459.50

Materials

Description (Symbol)	Market value last period	Current market value	% of total portfolio	Total tax cost	Unrealized gain/loss	Current yield	Estimated annual income	Accrued income
	Quantity	price per unit		Avg. tax cost per unit				
PPG INDUSTRIES INC (PPG)	480	\$108,259.20	0.51 %	\$113,364.89	-\$5,105.69	1.19 %	\$1,286.40	
PCA ADVANTAGE PORTFOLIO		\$228,540.00		\$236.18				
PACKAGING CORP PKG (PKG)	126,441.00	121,976.40	0.58 %	111,663.84	10,312.56	2.82 %	3,432.00	858.00
PCA ADVANTAGE PORTFOLIO	1,560	78,190.00		71.58				
Total materials		\$230,235.60	1.08 %	\$225,028.73	\$5,206.87	2.05 %	\$4,718.40	\$858.00

Telecommunication services

Description (Symbol)	Market value last period	Current market value	% of total portfolio	Total tax cost	Unrealized gain/loss	Current yield	Estimated annual income	Accrued income
	Quantity	price per unit		Avg. tax cost per unit				
VERIZON COMMUNICATIONS INC (VZ)	\$91,688.80	\$91,910.70	0.44 %	\$101,067.56	-\$9,156.86	4.53 %	\$4,158.00	
PCA ADVANTAGE PORTFOLIO	1,890	\$48,630.00		\$53.48				

Utilities

Description (Symbol)	Market value last period	Current market value	% of total portfolio	Total tax cost	Unrealized gain/loss	Current yield	Estimated annual income	Accrued income
	Quantity	price per unit		Avg. tax cost per unit				
WISCONSIN ENERGY CORP (WEC)	\$142,398.00	\$129,195.00	0.61 %	\$52,667.65	\$76,527.35	3.42 %	\$4,410.90	
PCA ADVANTAGE PORTFOLIO	2,610	\$49,500.00		\$20.18				
Total stocks		\$8,060,216.75	37.89 %	\$5,680,026.12	\$2,380,190.63	1.73 %	\$139,740.27	\$8,101.20

Detail

Etf - equity

Description (Symbol)	Market value last period	Quantity	Current market value	Current price per unit	% of total portfolio	Avg. tax cost per unit	Total tax cost	Unrealized gain/loss	Current yield	Estimated annual income	Accrued income
ISHARES RUSSELL MID-CAP (IWR)	\$2,055,260.16	12,240	\$173,1200	\$2,118,988.80	9.97 %	\$1,526,539.37	\$124.72	\$592,449.43	1.41 %	\$29,718.72	
21-75-073-4453885											

Mutual funds - equity

Description (Symbol)	Market value last period	Quantity	Current market value	Current price per unit	% of total portfolio	Avg. tax cost per unit	Total tax cost	Unrealized gain/loss	Current yield	Estimated annual income	Accrued income
PNC INTERNATIONAL EQUITY FUND (PIUX)	\$1,506,911.60	80,325,778	\$20,0000	\$1,606,515.56	7.56 %	\$948,138.46	\$11.80	\$658,377.10	1.34 %	\$21,366.66	
21-75-073-4453885											
PNC SMALL CAP FUND (PPCX)	1,882,896.67	88,815,451	22,4300	1,992,130.57	9.37 %	656,479.44	7.39	1,335,651.13	0.07 %	1,323.35	
21-75-073-4453885											
T ROWE PRICE REAL ESTATE FUND (TRREX)	879,742.95	32,752,902	28,2300	926,614.42	4.35 %	790,000.00	24.12	134,614.42	2.13 %	19,651.74	3,930.35
21-75-073-4453885											

Total mutual funds - equity			\$4,523,260.55		21.27 %	\$2,394,617.90		\$2,128,642.65	0.94 %	\$42,341.75	\$3,930.35
------------------------------------	--	--	----------------	--	---------	----------------	--	----------------	--------	-------------	------------

Total equities			\$14,702,466.10		69.12 %	\$9,601,183.39		\$5,101,282.71	1.44 %	\$211,800.74	\$12,031.55
-----------------------	--	--	-----------------	--	---------	----------------	--	----------------	--------	--------------	-------------

Total portfolio			\$21,270,935.67		100.00 %	\$16,000,277.70		\$5,210,720.97	1.60 %	\$339,669.37	\$38,955.40
------------------------	--	--	-----------------	--	----------	-----------------	--	----------------	--------	--------------	-------------

Pending Trades

CLEVELAND PUBLIC LIBRARY

Finance Committee

REPORT ON INVESTMENTS – March 2015

1. INTERIM DEPOSITS

In accordance with *Ohio Revised Code* Section 135.14, funds that become available periodically throughout the fiscal year are invested in short term investments known as interim deposits. The investments are in securities that provide the highest interest rate consistent with the highest degree of safety. Other balances are invested in US Treasury and Agency issues as managed by United American Capital Corporation, STAR Ohio, STAR Plus, and a federal money market fund.

Following is a description of interim deposit earnings for the period March 1, 2015 through March 31, 2015.

Investment Period	No. of Days	Amount	Bank	Interest Rate	Investment		Investment Form
					Income		
03/01/15 - 03/31/15	31	Various	STAR Ohio	Various	1,29		Investment Pool
03/01/15 - 03/31/15	31	Various	STAR Plus	Various	1,885.74		Bank Deposit Program
03/01/15 - 03/31/15	31	Various	PNC	Various	0.43		Sweep Money Market
03/01/15 - 03/31/15	31	Various	PNC	Various	0.09		Money Market
08/28/14 - 02/28/15	185	1,000,000	Federal Home Loan Mortgage Corp.	0.500%	2,500.00		Federal Agency
08/28/14 - 02/28/15	185	1,000,000	Federal National Mortgage Assn.	0.875%	4,375.00		Federal Agency
08/28/14 - 02/28/15	185	1,000,000	Federal National Mortgage Assn.	1.100%	5,500.00		Federal Agency
09/13/14 - 03/13/15	182	2,000,000	Federal Home Loan Bank	0.375%	16,710.00		Federal Agency
09/25/14 - 03/25/15	182	2,000,000	Federal Home Loan Mortgage Corp.	0.500%	5,000.00		Federal Agency
09/25/14 - 03/25/15	182	2,000,000	Federal Farm Credit Bank	0.400%	4,000.00		Federal Agency
09/24/14 - 03/24/15	182	850,000	Federal Home Loan Mortgage Corp.	0.900%	3,825.00		Federal Agency
09/27/14 - 03/27/15	182	1,000,000	Federal National Mortgage Assn.	1.000%	5,000.00		Federal Agency
09/19/14 - 03/19/15	182	500,000	Federal Home Loan Bank	1.125%	2,812.50		Federal Agency
09/20/14 - 03/20/15	182	2,500,000	Federal Home Loan Bank	0.625%	7,812.50		Federal Agency
09/29/14 - 03/29/15	182	1,000,000	Federal Home Loan Mortgage Corp.	1.000%	5,000.00		Federal Agency
09/27/14 - 03/27/15	182	1,000,000	Federal National Mortgage Assn.	1.000%	5,000.00		Federal Agency
09/22/14 - 03/22/15	182	250,000	Federal Farm Credit Bank	1.125%	1,406.25		Federal Agency
11/14/14 - 03/27/15	134	1,000,000	Federal Home Loan Mortgage Corp.	1.000%	3,694.44		Federal Agency

Earned Interest March 2015 \$ 74,523.24
 Earned Interest Year To Date \$ 100,708.57

CLEVELAND PUBLIC LIBRARY

REPORT C

Finance Committee
April 14, 2015

REPORT ON CONFERENCE AND TRAVEL EXPENDITURES FOR MARCH 2015

In accordance with Board Policy adopted by resolution on November 29, 1972,
a description of Conference and Travel Expenditures is submitted.

ITEM	DATE	TRUSTEE/STAFF MEMBER	AMOUNT
US Patent and Trademark Office Annual Conference Alexandria, Virginia	3/15/15 - 3/20/15	Jim Bettinger	1,931.86
Northeast Ohio Regional Library System Summer Reading for Superheroes Westlake, Ohio	2/20/2013	Cassandra Feliciano	15.53
American Library Association Midwinter Meeting Chicago, Illinois	1/30/15 - 2/3/15	Amiya Hutson	943.49
American Library Association Midwinter Meeting Chicago, Illinois	1/31/15 - 2/3/15	Cindy Lombardo	72.74
State Library of Ohio Consumer Advisory Meeting Columbus, Ohio	2/25/2015	Will Reed	140.30
TOTAL			\$3,103.92

SUMMARY

FUND	JANUARY	YEAR TO DATE
General	\$2,963.62	\$7,736.31
Judd Fund	0.00	0.00
Lockwood Thompson	0.00	0.00
Metlife-Fit for Life	0.00	0.00
OLBPD	140.30	140.30
LSTA - Know it Know	0.00	1,728.74
TOTAL	\$3,103.92	\$9,605.35

Report on Cleveland Foundation Grant For Library Learning Centers March 2015						
	Budget	2014 YTD Expended	2015 YTD Expended	MTD Expended	Encumbrances	Detail/Progress
Purchased/Contracted Services						
Cleveland State University America Reads after-school tutoring and homework help at 13 branches for students in grades K-8.	\$ 130,000.00	\$ 68,483.25	\$ -	\$ -	\$ 55,407.00	CSU has been paid for services from April - December. New agreement commencing January 1, 2015 and terminating June 30, 2015.
College Now College Now and CPL will develop a career readiness and exposure program from students grades 9-12.	\$ 20,000.00	\$ 10,000.00	\$ -	\$ -	\$ 10,000.00	Scheduled to start October 1, 2014; will run through May 14, 2015.
Music School Settlement Providing Read to the Beat pre-school literacy program that will take place over 10 weeks at four branches in both fall 2014 and spring 2015.	\$ 12,200.00	\$ 8,160.00	\$ -	\$ -	\$ 3,600.00	Balance through Fall remains encumbered.
Workshop for CPL Staff to improve knowledge and skills to be able to help children at all grade and reading levels.	\$ 15,000.00	\$ 15,477.28	\$ -	\$ -	\$ 750.00	Phyllis C. Hunter Consulting Workshops scheduled for November 6 and 7 Plus lodging
Total Purchased/Contracted Services	\$ 177,200.00	\$ 102,120.53	\$ -	\$ -	\$ 69,757.00	
Supplies						
Books and music instruments All supplies needed for tutoring, college prep and pre-school programs.	\$ 5,400.00	\$ 1,076.62	\$ -	\$ -	\$ -	Scholastic Classroom and Community Books for Professional Development for workshop titled "It's Not Complicated".
Instruction support Hand-held dry erase boards, flashcards, etc.	\$ 2,000.00	\$ 128.10	\$ -	\$ -	\$ -	Monoprice, Inc. (Cables)
Total Supplies	\$ 7,400.00	\$ 1,204.72	\$ -	\$ -	\$ -	
Capital Outlay						
24 iPads and 4 charging stations 24 iPad 2 (16g) @ \$400 each and 4 Case Cruzer 10-pack Ipad mobile charging stations @ \$715 each.	\$ 26,650.14	\$ 22,796.40	\$ -	\$ -	\$ -	Purchased 60 iPad mini (16g) @ \$299.94 each and 10 Griffin Mulldock stations @ \$480 each
Monitors 55" Samsung flat screen TV's to be used as video monitors - 4 @ \$1,499 each	\$ 7,349.86	\$ 6,635.93	\$ -	\$ -	\$ -	
Google Nexus 7 tablets 24 Google Nexus 7 tablets @ \$230 each and 4 charging stations						see iPad line item
Digital Exterior Signage ViewMarq LED Message Display Boards 9 @ \$1099.00 per sign	\$ 9,900.00		\$ -	\$ -	\$ -	
Total Capital Outlay	\$ 43,900.00	\$ 29,432.33	\$ -	\$ -	\$ -	Available Budget
TOTAL Cleveland Foundation Grant	\$ 228,500.00	\$ 132,757.58	\$ -	\$ -	\$ 69,757.00	\$ 25,985.42

REPORT E

CLEVELAND PUBLIC LIBRARY

Finance Committee

April 14, 2015

PURCHASES FROM \$5,000.00 TO \$25,000.00 FOR THE PERIOD
JANUARY 1 THROUGH MARCH 31, 2015

In accordance with Board Policy amended by resolution on April 18, 1996, a description of expenditures exceeding \$5,000.00 to \$25,000.00 for library supplies and equipment is therefore submitted.

<u>DATE</u>	<u>ITEM DESCRIPTION</u>	<u>AGENCY</u>	<u>SUPPLIER</u>	<u>AMOUNT</u>
01/29/15	Security Strips	Stockroom	Ohionet	6,961.66
01/30/15	Microfilm Cabinets	Main Library	Ohio Desk	10,556.96
02/12/15	Ballistic Vests	Safety & Protective	Pro-Tech	8,903.29
02/12/15	Furniture	Fleet	Ohio Desk	6,865.60
02/12/15	Photo Booth	Outreach	Kingdom Photo	23,182.00
02/12/15	Computer Equipment	IT/CLEVNET	Business Smarts	17,318.90
02/19/15	Orion Equipment	Tech Central	Go Charge	12,225.00
02/26/15	Shelving	Harvard Lee	Library Design	20,370.00
03/05/15	Computer Equipment	IT/CLEVNET	AWE Digital Learning	19,200.00
03/31/15	Electrical Supplies	Prop Mgmt.	Mars Electric	10,022.30
03/31/15	Maintenance Supplies	Prop Mgmt.	Kinzua Environmental	6,277.00

Above vendors are in compliance with Cleveland Public Library's Equal Opportunity Guidelines as adopted on May 19, 1977.

REPORT F

CLEVELAND PUBLIC LIBRARY

Finance Committee

April 14, 2015

PURCHASES EXCEEDING \$25,000.00 FOR THE PERIOD
JANUARY 1 THROUGH MARCH 31, 2015

In accordance with Board Policy adopted by resolution on May 16, 2002, a description of expenditures exceeding \$25,000.00 for library service materials and for CLEVNET - related goods and services is submitted.

LIBRARY SERVICE MATERIALS

<u>Date</u>	<u>Description</u>	<u>Agency</u>	<u>Supplier</u>	<u>Amount</u>
01/30/15	Database Subscriptions	Main Library	Standard & Poor's	26,739.80
01/31/15	Database Subscriptions	Main Library	Proquest	40,175.00
02/05/15	Database Subscriptions	Main Library	Ohionet	34,669.65
03/01/15	Database Subscriptions	Main Library	Ebsco	44,461.00
03/04/15	Database Subscriptions	IT/CLEVNET	Ohionet	41,347.00
03/04/15	Periodicals	IT/CLEVNET	Recorded Books	40,959.80
03/04/15	Periodicals	IT/CLEVNET	Recorded Books	163,240.00
03/05/15	Database Subscriptions	IT/CLEVNET	Ebsco	63,745.00
03/05/15	Database Subscriptions	IT/CLEVNET	Library Ideas	123,893.00
03/05/15	Database Subscriptions	Main Library	Library Ideas	61,600.00
03/12/15	Database Subscriptions	IT/CLEVNET	Midwest Tape	100,000.00

CLEVNET-RELATED GOODS AND SERVICES

<u>Date</u>	<u>Description</u>	<u>Agency</u>	<u>Supplier</u>	<u>Amount</u>
02/05/15	Sirsi Dynix Maintenance	IT/CLEVNET	Sirsi Corp	429,202.82
03/12/15	Computer Maintenance	IT/CLEVNET	Business Smarts	174,413.50

Above vendors are in compliance with Cleveland Public Library's Equal Opportunity Guidelines as adopted on May 19, 1977.

REPORT GCLEVELAND PUBLIC LIBRARY

Finance Committee

April 14, 2015

**FEES PAID FOR LEGAL ADVICE AND SERVICES TO OGLETREE, DEAKINS,
NASH, SMOAK & STEWART, PC. ("Ogletree")
JANUARY 1 THROUGH MARCH 31, 2015**

In accordance with the Board resolution adopted on October 18, 2012, quarterly fees paid for legal advice and services from Ogletree for labor and employment matters are submitted.

Collective Bargaining	\$ 12,174.51
General Labor & Miscellaneous Matters	7,210.43
FMLA Compliance	13,872.50
EEOC	<u>7,216.70</u>
1st Quarter Total	<u>\$ 40,474.14</u>
Year to Date Total	<u><u>\$ 40,474.14</u></u>

**CLEVELAND PUBLIC LIBRARY
BOARD OF TRUSTEES MEETING
TERMINATION REPORT
3/01/2015 THROUGH 3/31/2015**

EXHIBIT 6

**Human Resources Committee Report
April 16, 2015**

RESIGNATIONS

NAME	DEPARTMENT	JOB TITLE	DATE	REASON
KEMP,EARLAINA	LITERATURE	PAGE	2/25/2015	ANOTHER JOB
WATSON,KHALISHA	SHELF PAGES	PAGE	2/28/2015	RETURN TO SCHOOL
COLLINS,HILARY	SHELF PAGES	PAGE	3/2/2015	ANOTHER JOB
PRATT,JADE	RICE	LA COMP EMPH	3/9/2015	ANOTHER JOB
WATSON,MECCA	SHELF PAGES	PAGE	3/11/2015	PERSONAL REASONS
VOORHIS,ANGELA	LOCAL & GLOBAL HIST	PAGE	3/20/2015	ANOTHER JOB
KELLEY,RYAN	POPULAR	PAGE	3/21/2015	RETURN TO SCHOOL

RETIREMENTS

BRAZZELL,LORENZO	PROPERTY MGMT	CUSTODIAN	3/31/2015	RETIREMENT
BROZ,KATHY	RICE	LA COMP EMPH	3/31/2015	RETIREMENT

OTHER TERMINATIONS

CLEVELAND PUBLIC LIBRARY
SALARY CHANGES REPORT
FROM 03/01/2015 TO 03/31/2015Human Resources Committee Report
April 16, 2015EMPLOYEE: LAUVER, JAMIE CURRENT GRADE: F EFFEC DATE 02/19/2015
JOB TITLE: LA COMP EMPH CURRENT STEP: 2 FOR GRADE/STEP

TYPE OF CHANGE	PREVIOUS VALUE	CURRENT VALUE	REASON FOR CHANGE
SALARY AFFECTS BASE WAGE	23,205.52	24,133.72	MLS CREDIT

EMPLOYEE: BOOZER, DONALD E CURRENT GRADE: K EFFEC DATE 03/08/2015
JOB TITLE: GENERAL RESEARCH MGR CURRENT STEP: 3 FOR GRADE/STEP

TYPE OF CHANGE	PREVIOUS VALUE	CURRENT VALUE	REASON FOR CHANGE
SALARY AFFECTS BASE WAGE	65,617.51	73,837.05	PROMOTION

EMPLOYEE: SMITH, SHAKENYA J CURRENT GRADE: B EFFEC DATE 03/08/2015
JOB TITLE: CUSTODIAN II (DAYS/BRANCHES) CURRENT STEP: 1 FOR GRADE/STEP

TYPE OF CHANGE	PREVIOUS VALUE	CURRENT VALUE	REASON FOR CHANGE
SALARY AFFECTS BASE WAGE	9.51	16,988.92	PROMOTION

EMPLOYEE: BROWN, MARQUETTA M CURRENT GRADE: B EFFEC DATE 03/22/2015
JOB TITLE: SUBJECT DEPARTMENT CLERK CURRENT STEP: 1 FOR GRADE/STEP

TYPE OF CHANGE	PREVIOUS VALUE	CURRENT VALUE	REASON FOR CHANGE
SALARY NON BASE WAGE	16,988.92	31,854.16	TRANSFER

EMPLOYEE: DALBY, MICHAEL E CURRENT GRADE: K EFFEC DATE 03/22/2015
JOB TITLE: BRANCH MANAGER (LARGE) CURRENT STEP: 3 FOR GRADE/STEP

TYPE OF CHANGE	PREVIOUS VALUE	CURRENT VALUE	REASON FOR CHANGE
SALARY AFFECTS BASE WAGE	68,266.55	73,837.05	PROMOTION

EMPLOYEE: LYKINS, FORREST E CURRENT GRADE: H EFFEC DATE 03/22/2015
JOB TITLE: TECH CENTRAL COORDINATOR CURRENT STEP: 1 FOR GRADE/STEP

TYPE OF CHANGE	PREVIOUS VALUE	CURRENT VALUE	REASON FOR CHANGE
SALARY AFFECTS BASE WAGE	47,061.30	51,513.70	PROMOTION

CLEVELAND PUBLIC LIBRARY

REPORT H

Human Resources Committee Report

Meeting Date: April 16, 2015

Report Period March, 2015

Report on Paid Sick Time Used by the Month
Hours Used Per Each Two Pay Periods

MONTH	2014 SICK LEAVE HOURS USED	2015 SICK LEAVE HOURS USED	2015 TOTAL HOURS
January	4,933.14	4,564.09	134,298.80
February	4,259.31	3,605.82	87,469.84
March	4,679.66	3,202.84	88,526.48
April	3,675.04		
May	3,338.68		
June	2,579.88		
July *	2,623.97		
August	*4,909.95		
September	3,476.70		
October	3,865.92		
November	3,667.80		
December *	3,952.60		

*Covers three pay dates

CLEVELAND PUBLIC LIBRARY
March 1, 2015- March 31, 2015 EE0-4 REPORT
FULL/PART-TIME EMPLOYEES

REPORT I

Human Resources Committee Report

April 16, 2015

Totals Job Category	Male						Female				
	A	B	C	D	E	F	G	H	I	J	K
Officials/Administrators	80	20	10	1			30	18	1		
Professionals	75	13	2			1	39	13	4	3	
Technicians	18	9	2	1			4	1	1		
Protective Service	18	8	9					1			
Para-Professionals	125	27	28	2	2		29	28	7	2	
Administrative Support	301	29	66	5	3		57	120	19	2	
Skilled Craft	11	5	3	1	1			1			
Service Maintenance	49	8	33	1			2	4	1		
Grand Total	677	119	153	11	7	0	161	186	33	7	0

A= Total Column

B= White

C=Black

D=Hispanic

E=Asian/Pacific

G=White

H=Black

I=Hispanic

J=Asian/Pacific

F= American Indian/Alaskan Native

K=American Indian/Alaskan Native

**INSURANCE REPORT
FOR THE MONTH OF
March
2015**

REPORT J

Human Resources Committee Report
April 16, 2015

Staff Enrollments-Health Care/Dental

	Single	Family	Total
Essential	1	1	2
Standard	69	59	128
Standard with OAD	0	0	0
Premier	199	86	285
Premier with OAD	0	1	1
Dental Insurance	171	265	436
Vision Employee			233
Vision Children			35
Vision Spouse			45
Vision Family			72

Workers' Compensation Lost Time Report			
<i>Classification</i>	<i>Dept/Location</i>	<i>Date of Injury</i>	<i>Total days missed during report month</i>
			0

**CLEVELAND PUBLIC LIBRARY
MONTHLY ACTIVITY REPORT FOR MARCH 2015**

CIRCULATION ACTIVITY	Monthly Total		Average Hourly		Year-to-Date		YTD Gain/Loss
	2015	2014	2015	2014	2015	2014	
Main Library	130,129	144,536	626	695	374,297	403,132	-7.2%
Branches	282,877	325,352	1,274	1,472	813,918	933,844	-12.8%
Mobile Units	6,294	6,833			18,398	18,620	-1.2%
Library for the Blind	50,124	54,600			145,404	153,300	-5.2%
OLBPD BARD	14,250	11,659			37,829	34,221	10.5%
eMedia	22,791	19,812			66,868	58,401	12.8%
TOTAL CIRCULATION	506,465	562,792			1,455,714	1,601,518	-9.1%

ELECTRONIC MEDIA CIRCULATION	Monthly Total		Year-to-Date		YTD Gain/Loss	
	2015	2014	2015	2014	2015	2014
eBook	15,204	14,275	44,420	43,279	2.6%	
eAudiobook	5,696	4,535	16,107	12,988	24.0%	
eMusic	20	21	56	78	-28.2%	
eVideo	230	203	609	500	21.8%	
eMagazines	1,641	778	4,676	1,556	200.5%	
TOTAL eCIRCULATION	22,791	19,812	65,868	58,401	12.8%	Included in circulation activity.

OHIO BRAILLE & AUDIO READING DOWNLOAD (BARD)	Monthly Total		Year-to-Date		YTD Gain/Loss	
	2015	2014	2015	2014	2015	2014
Downloads	14,250	11,659	37,829	34,221	10.5%	Included in circulation activity
Users	623	680	1,878	2,018	-6.9%	

COMPUTER USAGE	Number of Computers	Average Session	Number of Sessions		Hours in Use		YTD Gain/Loss
			2015	2014	2015	2014	
Main Library	94	45 minutes	12,005	14,022	8,698	12,692	-31.5%
Branches	543	40 minutes	79,176	84,775	51,461	56,859	-9.5%
TOTAL USAGE	637		91,181	98,797	60,159	69,551	-13.5%

Sessions less than 5 minutes excluded. Hours in use does not include grace periods computers are held for patrons.

WALK-IN COUNT	Monthly Total		Average Hourly		Year-to-Date		YTD Gain/Loss
	2015	2014	2015	2014	2015	2014	
Main Library	45,765	48,439	220	233	113,000	119,087	-5.1%
Branches	225,363	241,125	1,015	1,091	604,642	647,746	-6.7%
Mobile Unit	457	599			1,491	1,644	-9.3%
TOTAL VISITS	271,585	290,163			719,133	768,477	-6.4%

REPORT K

**CLEVELAND PUBLIC LIBRARY
BRANCH TOTAL CIRCULATION FOR MARCH 2015**

BRANCH	a Branch Circulation	b Sent from Other Branches	c Sent from Main	d Sent from Other CLEVNET Systems	e Total Direct Circulation (a+b+c+d)	f Sent to Other CLEVNET Systems	g Total Circulation (e+f)
Addison	6,667	728	680	1,146	9,221	622	9,843
Brooklyn	4,103	358	428	590	5,479	729	6,208
Carnegie West	8,214	979	1,299	1,795	12,287	999	13,286
Collinwood	5,818	482	515	987	7,802	661	8,463
East 131st	3,386	262	269	511	4,428	282	4,710
Eastman	13,322	1,231	1,700	2,316	18,569	1,934	20,503
Fleet*	7,544	839	940	1,359	10,682	912	11,594
Fulton	7,447	690	777	1,069	9,983	763	10,746
Garden Valley	2,444	254	155	266	3,119	227	3,346
Glenville	5,322	446	422	744	6,934	483	7,417
Harvard-Lee	4,869	554	792	1,246	7,461	625	8,086
Hough	3,481	313	252	461	4,507	311	4,818
Jefferson	5,012	785	1,072	1,409	8,278	696	8,974
Langston Hughes	4,642	569	573	1,017	6,801	507	7,308
Lorain	5,813	831	930	1,358	8,932	722	9,654
Martin Luther King, Jr.	8,307	1,318	815	1,005	11,445	710	12,155
Memorial-Nottingham	7,562	804	1,193	2,010	11,569	1,100	12,669
Mt. Pleasant	2,732	304	298	433	3,767	295	4,062
Rice	8,314	759	900	1,481	11,454	903	12,357
Rockport	13,510	1,035	1,168	2,155	17,868	1,875	19,743
South	6,136	631	661	1,063	8,491	610	9,101
South Brooklyn	11,480	1,099	2,148	2,784	17,511	1,993	19,504
Sterling	4,124	285	307	504	5,220	402	5,622
Union	4,297	569	511	580	5,957	479	6,436
Walz	9,544	826	1,235	1,572	13,177	1,246	14,423
West Park	11,544	1,433	2,854	3,727	19,558	2,276	21,834
Woodland	7,391	573	536	867	9,367	648	10,015
TOTAL	183,025	18,957	23,430	34,455	259,867	23,010	282,877

*Fleet branch circulation includes remaining circulation generated by Broadway branch items

**CLEVELAND PUBLIC LIBRARY
BRANCH TOTAL CIRCULATION COMPARATIVE FOR MARCH 2015**

BRANCH	Monthly Total		Year-to-Date		YTD Gain/Loss	YTD %G/L
	2015	2014	2015	2014		
Addison	9,843	12,286	28,659	36,381	-7,722	-21.2%
Brooklyn	6,208	6,930	19,066	19,632	-566	-2.9%
Carnegie West	13,286	14,370	37,125	39,907	-2,782	-7.0%
Collinwood	8,463	9,028	23,658	27,118	-3,460	-12.8%
East 131st	4,710	5,138	13,122	16,499	-3,377	-20.5%
Eastman	20,503	21,975	57,939	63,183	-5,244	-8.3%
Fleet*	11,594	14,628	34,505	43,321	-8,816	-20.4%
Fulton	10,746	16,781	30,223	48,376	-18,153	-37.5%
Garden Valley	3,346	4,027	9,503	10,873	-1,370	-12.6%
Glenville	7,417	8,875	20,256	25,710	-5,454	-21.2%
Harvard-Lee	8,086	10,152	23,393	27,024	-3,631	-13.4%
Hough	4,818	5,121	14,059	15,102	-1,043	-6.9%
Jefferson	8,974	9,720	24,201	26,329	-2,128	-8.1%
Langston Hughes	7,308	7,236	21,684	20,813	871	4.2%
Lorain	9,654	12,382	28,582	32,759	-4,177	-12.8%
Martin Luther King, Jr.	12,155	11,370	33,322	33,888	-566	-1.7%
Memorial-Nottingham	12,669	15,465	36,869	44,026	-7,157	-16.3%
Mt. Pleasant	4,062	6,422	12,947	18,860	-5,913	-31.4%
Rice	12,357	12,931	34,093	36,963	-2,870	-7.8%
Rockport	19,743	21,653	56,271	61,831	-5,560	-9.0%
South	9,101	9,597	27,254	29,041	-1,787	-6.2%
South Brooklyn	19,504	22,959	56,431	63,857	-7,426	-11.6%
Sterling	5,622	6,004	16,182	18,183	-2,001	-11.0%
Union	6,436	8,803	19,709	25,625	-5,916	-23.1%
Walz	14,423	17,723	42,374	51,038	-8,664	-17.0%
West Park	21,834	23,173	63,253	65,797	-2,544	-3.9%
Woodland	10,015	10,603	29,238	31,708	-2,470	-7.8%
TOTAL	282,877	325,352	813,918	933,844	-119,926	-12.8%

*Fleet branch circulation includes remaining circulation generated by Broadway branch items

**CLEVELAND PUBLIC LIBRARY
BRANCH ATTENDANCE MARCH 2015**

BRANCH	Monthly Total			Year-to-Date		YTD Gain/Loss	YTD %G/L
	2015	2014	2015	2014			
Addison	5,492	6,027	14,948	16,443	-1,495	-9.1%	
Brooklyn	3,486	4,028	10,084	10,902	-818	-7.5%	
Carnegie West	15,825	15,513	45,410	42,158	3,252	7.7%	
Collinwood	6,739	7,500	17,417	19,432	-2,015	-10.4%	
East 131st	7,949	7,499	19,554	20,000	-446	-2.2%	
Eastman	11,347	12,575	31,908	34,558	-2,650	-7.7%	
Fleet	10,101	11,277	28,244	30,460	-2,216	-7.3%	
Fulton	7,483	7,521	19,567	20,392	-825	-4.0%	
Garden Valley	4,362	4,907	12,158	12,250	-92	-0.8%	
Glenville	7,451	6,863	18,474	18,278	196	1.1%	
Harvard-Lee	8,272	10,182	22,502	28,123	-5,621	-20.0%	
Hough	11,827	10,263	29,037	27,208	1,829	6.7%	
Jefferson	7,453	8,308	21,132	22,514	-1,382	-6.1%	
Langston Hughes	7,210	7,418	19,203	18,820	383	2.0%	
Lorain	7,540	8,188	19,664	21,998	-2,334	-10.6%	
Martin Luther King, Jr.	7,378	6,623	21,308	18,024	3,284	18.2%	
Memorial-Nottingham	4,781	5,807	13,602	15,926	-2,324	-14.6%	
Mt. Pleasant	6,710	7,131	17,719	19,171	-1,452	-7.6%	
Rice	8,822	13,960	22,647	38,452	-15,805	-41.1%	
Rockport	11,308	13,991	28,095	35,661	-7,566	-21.2%	
South	7,544	8,276	19,920	23,556	-3,636	-15.4%	
South Brooklyn	14,970	13,323	38,551	34,362	4,189	12.2%	
Sterling	9,004	10,168	26,078	28,415	-2,337	-8.2%	
Union	6,855	6,162	18,026	15,635	2,391	15.3%	
Walz	8,685	9,333	22,980	25,248	-2,268	-9.0%	
West Park	10,030	10,659	27,236	29,251	-2,015	-6.9%	
Woodland	6,739	7,623	19,178	20,509	-1,331	-6.5%	
TOTAL	225,363	241,125	604,642	647,746	-43,104	-6.7%	

**CLEVELAND PUBLIC LIBRARY
BRANCH RANKINGS MARCH 2015**

Branch	Total Circulation	Branch	Attendance	Branch	Population
1 West Park	21,834	1 Carnegie West	15,825	1 South Brooklyn	32,043
2 Eastman	20,503	2 South Brooklyn	14,970	2 West Park	27,814
3 Rockport	19,743	3 Hough	11,827	3 Fleet**	26,727
4 South Brooklyn	19,504	4 Eastman	11,347	4 Eastman	23,674
5 Walz	14,423	5 Rockport	11,308	5 Rockport	19,896
6 Carnegie West	13,286	6 Fleet	10,101	6 Fulton	19,647
7 Memorial-Nottingham	12,669	7 West Park	10,030	7 Rice	19,462
8 Rice	12,357	8 Sterling	9,004	8 Memorial-Nottingham	19,271
9 Martin Luther King, Jr.	12,155	9 Rice	8,822	9 Harvard-Lee	17,655
10 Fleet*	11,594	10 Walz	8,685	10 Walz	16,063
11 Fulton	10,746	11 Harvard-Lee	8,272	11 Collinwood	14,769
12 Woodland	10,015	12 East 131st	7,949	12 Langston Hughes	14,439
13 Addison	9,843	13 South	7,544	13 Glenville	14,006
14 Lorain	9,654	14 Lorain	7,540	14 Addison	13,603
15 South	9,101	15 Fulton	7,483	15 East 131st	13,025
16 Jefferson	8,974	16 Jefferson	7,453	16 Mt. Pleasant	12,792
17 Collinwood	8,463	17 Glenville	7,451	17 Lorain	12,588
18 Harvard-Lee	8,086	18 Martin Luther King, Jr.	7,378	18 Martin Luther King, Jr.	12,392
19 Glenville	7,417	19 Langston Hughes	7,210	19 Carnegie West	10,487
20 Langston Hughes	7,308	20 Union	6,855	20 Union	8,416
21 Union	6,436	21 Woodland	6,739	21 Sterling	8,267
22 Brooklyn	6,208	22 Collinwood	6,739	22 Woodland	7,946
23 Sterling	5,622	23 Mt. Pleasant	6,710	23 South	6,325
24 Hough	4,818	24 Addison	5,492	24 Hough	5,667
25 East 131st	4,710	25 Memorial-Nottingham	4,781	25 Brooklyn	5,524
26 Mt. Pleasant	4,062	26 Garden Valley	4,362	26 Jefferson	3,515
27 Garden Valley	3,346	27 Brooklyn	3,486	27 Garden Valley	2,310
	282,877		225,363	28 Broadway**	1,966
					388,323

**Broadway and Fleet services areas merged

*Broadway branch library closed its doors on November 16, 2012

**Equipment malfunction; substitute value used

Prepared By: Northern Ohio Data and Information Service –
NODIS, Maxine Goodman Levin College of Urban Affairs,
Cleveland State University

**CLEVELAND PUBLIC LIBRARY
MONTHLY ACTIVITY REPORT FOR MARCH 2015**

OTHER TRANSACTIONS Loans* to:	Monthly Total		Year-to-Date		YTD Gain/Loss
	2015	2014	2015	2014	
CLEVNET	78,793	81,918	229,430	231,988	-1.1%
MORE	386	1,206	1,208	2,308	-47.7%
Other Libraries	292	1,088	1,159	2,345	-50.6%
TOTAL	79,471	84,212	231,797	236,641	-2.0%

*Totals included in Main Library and Branch circulation counts.

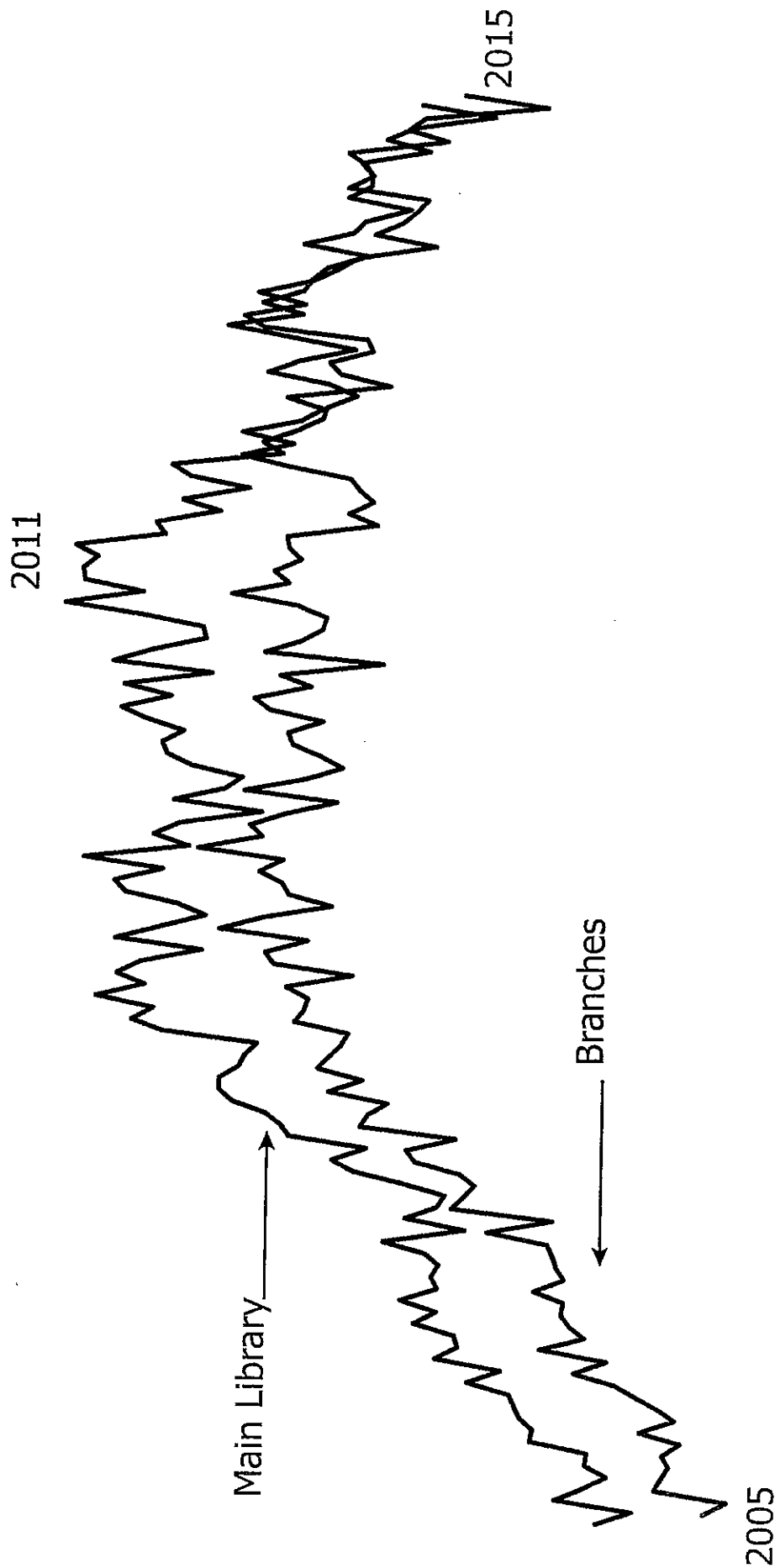
ANALYSIS OF MAIN LIBRARY REFERENCE QUESTION LOAD	Monthly Total		Year-to-Date		YTD Gain/Loss
	2015	2014	2015	2014	
Projected	20,500	31,018	50,371	86,227	-41.6%
KnowitNow Web Reference*	160	356	453	1,105	-59.0%
Interlibrary Loan Requests	678	2,294	2,367	6,543	-63.8%
TOTAL	21,338	33,668	53,191	93,875	-43.3%

*Questions taken by CPL staff only. As more partner libraries throughout Ohio sign on to provide the service, what has been CPL's disproportionate share as a provider will continue to diminish.

CHANGES IN PERMANENT COLLECTION	Monthly Total		Year-to-Date		YTD Gain/Loss
	2015	2014	2015	2014	
New Titles Added	6,073	5,497	16,769	16,284	3.0%
Total Items Added	21,795	17,869	55,137	53,427	3.2%

HOURS OPEN	Monthly Total		Year-to-Date		YTD Gain/Loss
	2015	2014	2015	2014	
Main Library	208	208	591	574	2.9%
Branches	5,994	5,967	16,916	16,399	3.1%

DVD CIRCULATION, JANUARY 2005-MARCH 2015



The Library is beginning to experience a decline in the rate of DVD circulation. Such declines mirror what is happening at other libraries. March 2015 DVD circulation is similar to pre-recession figures.

REPORT L

**CLEVELAND PUBLIC LIBRARY
COMPARATIVE STATEMENT OF ANNUAL STATISTICS 2014**

CIRCULATION ACTIVITY	2014	2013	Change	%Change
Main Library	1,585,841	1,724,160	-138,319	-8.0%
Branches	3,738,259	4,083,224	-344,965	-8.4%
Mobile Units	75,324	64,243	11,081	17.2%
Library for the Blind	626,457	636,095	-9,638	-1.5%
OLBPD BARD	132,962	135,233	-2,271	-1.7%
eMedia	240,273	195,757	44,516	22.7%
TOTAL CIRCULATION	6,399,116	6,838,712	-439,596	-6.4%
REFERENCE TRANSACTIONS	2014	2013	Change	%Change
Main Library	237,982	333,131	-95,149	-28.6%
Branches & Mobile Unit	743,028	832,728	-89,700	-10.8%
Library for the Blind	35,030	32,422	2,608	8.0%
TOTAL QUESTIONS	1,016,040	1,198,281	-182,241	-15.2%
COMPUTER SESSIONS	2014	2013	Change	%Change
Main Library	155,287	162,773	-7,486	-4.6%
Branches	1,027,999	1,091,363	-63,364	-5.8%
TOTAL USAGE	1,183,286	1,254,136	-70,850	-5.6%
WALK-IN COUNT	2014	2013	Change	%Change
Main Library	524,934	548,562	-23,628	-4.3%
Branches	2,812,259	2,989,800	-177,541	-5.9%
Mobile Unit	6,885	7,343	-458	-6.2%
TOTAL VISITS	3,344,078	3,545,705	-201,627	-5.7%

CLEVELAND PUBLIC LIBRARY
CIRCULATION ANALYSIS FOR 2014

AUTOMATED CIRCULATION OF THE COLLECTION BY FORMAT

Ranked by percentage of circulation

FORMAT	MAIN	BRANCHES	TOTAL	% CIRC
Videos	361,123	1,724,135	2,085,258	42.1%
Books	961,337	988,557	1,949,894	39.4%
Sound Recordings	144,729	369,727	514,456	10.4%
eMedia			240,273	4.9%
Magazines	56,897	99,351	156,248	3.2%
Other	484	5,178	5,662	0.1%
TOTAL	1,524,570	3,186,948	4,951,791	

INTERLIBRARY LOAN

	2014	2013	Change	% Change
CLEVNET	922,033	993,049	-71,016	-7.2%
MORE	6,457	8,436	-1,979	-23.5%
Other Libraries	6,827	8,021	-1,194	-14.9%
TOTAL	935,317	1,009,506	-74,189	-7.3%

CHANGES IN PERMANENT COLLECTION

	2014	2013	Change	% Change
New Titles Added	69,742	71,378	-1,636	-2.3%
Total Items Added	241,486	279,072	-37,586	-13.5%
Total Items Withdrawn	406,268	451,278	-45,010	-10.0%

LIBRARY CARDS ISSUED

	22,929	LIBRARY FOR THE BLIND	New Users	1,654
--	--------	-----------------------	-----------	-------

REGISTERED BORROWERS

Adult	309,166
Juvenile	61,227
TOTAL	370,393

**CLEVELAND PUBLIC LIBRARY
ATTENDANCE AT MAIN LIBRARY FOR 2014**

MONTH	MAIN	L. S. WING	TOTAL ATTENDANCE		Gain/Loss	DAYS OPEN		DAILY AVG	
			2014	2013		2014	2013	2014	2013
January	12,361	23,690	36,051	45,209	-9,158	23.0	25.0	1,567	1,808
February	12,816	21,781	34,597	42,527	-7,930	23.0	23.0	1,504	1,849
March	17,721	30,718	48,439	47,843	596	26.0	26.0	1,863	1,840
April	16,815	33,425	50,240	50,901	-661	26.0	26.0	1,932	1,958
May	17,886	31,592	49,478	45,889	3,589	26.0	26.0	1,903	1,765
June	15,268	28,763	44,031	42,824	1,207	24.0	24.0	1,835	1,784
July	15,995	32,154	48,149	49,671	-1,522	26.0	26.0	1,852	1,910
August	15,801	29,893	45,694	47,276	-1,582	26.0	27.0	1,757	1,751
September	15,359	27,803	43,162	44,085	-923	25.0	24.0	1,726	1,837
October	18,000	28,299	46,299	49,808	-3,509	26.0	26.0	1,781	1,916
November	15,824	24,935	40,759	43,463	-2,704	23.0	24.0	1,772	1,811
December	14,124	23,911	38,035	39,066	-1,031	25.0	24.0	1,521	1,628
TOTAL	187,970	336,964	524,934	548,562	-23,628	299.0	301.0	1,756	1,822

**CLEVELAND PUBLIC LIBRARY
BRANCH ATTENDANCE FOR 2014**

BRANCH	2014	2013	Change	% Change
Addison	72,321	87,776	-15,455	-17.6%
Brooklyn	49,522	57,609	-8,087	-14.0%
Carnegie West	180,128	195,576	-15,448	-7.9%
Collinwood	88,168	90,422	-2,254	-2.5%
East 131st	88,142	93,792	-5,650	-6.0%
Eastman	138,529	154,703	-16,174	-10.5%
Fleet	130,267	148,426	-18,159	-12.2%
Fulton	94,896	108,588	-13,692	-12.6%
Garden Valley	62,097	57,048	5,049	8.9%
Glennville	79,139	90,166	-11,027	-12.2%
Harvard-Lee	111,718	114,108	-2,390	-2.1%
Hough	137,401	129,082	8,319	6.4%
Jefferson	87,303	96,000	-8,697	-9.1%
Langston Hughes	88,849	87,610	1,239	1.4%
Lorain	102,420	108,090	-5,670	-5.2%
Martin Luther King, Jr.	83,444	75,843	7,601	10.0%
Memorial-Nottingham	77,104	102,043	-24,939	-24.4%
Mt. Pleasant	77,113	76,344	769	1.0%
Rice	142,561	172,424	-29,863	-17.3%
Rockport	144,589	126,890	17,699	13.9%
South	92,489	93,752	-1,263	-1.3%
South Brooklyn	155,588	160,347	-4,759	-3.0%
Sterling	130,795	150,035	-19,240	-12.8%
Union	76,564	72,932	3,632	5.0%
Walz	111,135	125,542	-14,407	-11.5%
West Park	117,319	120,237	-2,918	-2.4%
Woodland	92,658	94,415	-1,757	-1.9%
BRANCH TOTAL	2,812,259	2,989,800	-177,541	-5.9%

**CLEVELAND PUBLIC LIBRARY
BRANCH CIRCULATION TRANSACTIONS FOR 2014**

BRANCH	2014	2013	Change	% Change
Addison	136,577	148,587	-12,010	-8.1%
Brooklyn	81,878	93,016	-11,138	-12.0%
Carnegie West	168,320	176,688	-8,368	-4.7%
Collinwood	108,760	121,966	-13,206	-10.8%
East 131st	66,857	66,903	-46	-0.1%
Eastman	252,785	275,432	-22,647	-8.2%
Fleet	169,136	203,157	-34,021	-16.7%
Fulton	173,058	168,345	4,713	2.8%
Garden Valley	46,944	59,956	-13,012	-21.7%
Glenville	98,786	110,936	-12,150	-11.0%
Harvard-Lee	109,856	126,524	-16,668	-13.2%
Hough	63,285	64,411	-1,126	-1.7%
Jefferson	98,087	108,194	-10,107	-9.3%
Langston Hughes	95,843	100,666	-4,823	-4.8%
Lorain	138,404	155,842	-17,438	-11.2%
Martin Luther King, Jr.	137,547	121,465	16,082	13.2%
Memorial-Nottingham	179,584	192,810	-13,226	-6.9%
Mt. Pleasant	71,723	86,345	-14,622	-16.9%
Rice	150,738	172,793	-22,055	-12.8%
Rockport	252,301	270,933	-18,632	-6.9%
South	115,694	116,207	-513	-0.4%
South Brooklyn	260,635	281,803	-21,168	-7.5%
Sterling	75,031	87,722	-12,691	-14.5%
Union	96,951	106,419	-9,468	-8.9%
Walz	196,782	230,606	-33,824	-14.7%
West Park	264,864	283,683	-18,819	-6.6%
Woodland	127,833	151,815	-23,982	-15.8%
BRANCH TOTAL	3,738,259	4,083,224	-344,965	-8.4%

**CLEVELAND PUBLIC LIBRARY
BRANCH COLLECTION COUNT**

BRANCH	2014	2013	Change	% Change
Addison	22,489	23,561	-1,072	-4.5%
Brooklyn	20,424	20,200	224	1.1%
Carnegie West	28,095	29,823	-1,728	-5.8%
Collinwood	19,639	20,800	-1,161	-5.6%
East 131st	15,510	15,299	211	1.4%
Eastman	43,595	45,974	-2,379	-5.2%
Fleet	29,961	33,306	-3,345	-10.0%
Fulton	31,230	30,972	258	0.8%
Garden Valley	12,453	13,888	-1,435	-10.3%
Glenville	20,149	24,067	-3,918	-16.3%
Harvard-Lee	23,397	24,408	-1,011	-4.1%
Hough	18,990	18,993	-3	0.0%
Jefferson	21,804	22,451	-647	-2.9%
Langston Hughes	30,423	29,231	1,192	4.1%
Lorain	25,194	24,946	248	1.0%
Martin Luther King, Jr.	31,348	30,197	1,151	3.8%
Memorial-Nottingham	27,984	35,501	-7,517	-21.2%
Mt. Pleasant	16,514	16,684	-170	-1.0%
Rice	34,671	35,447	-776	-2.2%
Rockport	50,142	50,013	129	0.3%
South	14,558	24,643	-10,085	-40.9%
South Brooklyn	36,388	44,421	-8,033	-18.1%
Sterling	18,846	17,962	884	4.9%
Union	20,947	23,698	-2,751	-11.6%
Walz	36,590	38,555	-1,965	-5.1%
West Park	40,403	47,567	-7,164	-15.1%
Woodland	23,298	24,098	-800	-3.3%
Mobile Unit	28,034	26,789	1,245	4.6%
TOTALS	743,076	793,494	-50,418	-6.4%

* South Branch relocated to a smaller, temporary location on March 16, 2013.

CLEVELAND PUBLIC LIBRARY
2014 COLLECTION STATISTICS

FORMAT	MAIN COLLECTION	BRANCH COLLECTION	TOTAL COLLECTION
Books	2,756,966	485,285	3,242,251
Bound Periodicals	269,203	0	269,203
Computer Media	1,914	276	2,190
Government Documents	569,687	0	569,687
Maps	54,527	0	54,527
Microforms	4,642,800	0	4,642,800
Photographs, Pictures	1,383,074	0	1,383,074
Sheet Music	18,000	0	18,000
Sound Recordings	54,008	89,289	143,297
Video	60,540	128,941	189,481
TOTAL ITEMS	9,810,719	703,791	10,514,510

TOTAL SYSTEM TITLES: 2,493,627