

CLEVELAND PUBLIC LIBRARY
 Minutes of the Regular Board Meeting
 April 19, 2022
 Learning Commons Louis Stokes Wing
 12:00 Noon

Present: Ms. Butts, Mr. Seifullah, Mr. Corrigan,
 Ms. Rodriguez, Mr. Hairston, Ms. Thomas,
 Mr. Parker (arrived, 12:14 p.m.)

Absent: None

After calling the Regular Board Meeting to order at 12:06 p.m., Ms. Rodriguez welcomed visitors from the Cincinnati & Hamilton County Public Library.

Brett Bonfield, Chief Operating Officer, Cincinnati & Hamilton County Public Library, introduced colleagues who were in attendance. Mr. Bonfield thanked Director Thomas and his team for the display of hospitality during their visit to Cleveland Public Library.

Director Thomas thanked Mr. Bonfield, and the Cincinnati & Hamilton County Public Library team for visiting the Library and stated that he looked forward to visiting Cincinnati & Hamilton County Public Library in September.

Approval of the Minutes

Ms. Rodriguez moved approval of the minutes for the Regular Board Meeting of 03/15/22. Mr. Corrigan seconded the motion, which passed unanimously by roll call vote.

PRESENTATION: Accomplishments and Next Steps
JarosStrategy & LAND Studio

Dr. Shenise Johnson Thomas, Chief of External Relations & Development, thanked the Board for the opportunity to provide an update on the FMP capital enhancement work.

Dr. Johnson Thomas explained that a capital campaign is a process in which the internal infrastructure must be built to be able to do that work. Over the last couple

MINUTES OF
 REGULAR BOARD
 MEETING OF
 03/15/22
 Approved

of years, we have been able to do a good portion of that work under the leadership of Susan Jaros and Julie Conrad coupled with Director Thomas' vision. After that, it is important to build, test and sometimes evolve it for the support of funders. We did change it towards a more pluralistic form of different variations of public art. It has been aligned with a singular vision to activate The People's University and change are branches from being only branches to campuses.

Dr. Johnson Thomas stated that there has been a lot of research that substantiates that for college campuses the outdoor space plays a role in recruitment. This can be applied to the work of the Cleveland Public Library. The better our outdoor spaces look the more we can extend our service to our exterior spaces and the more we can get people into our buildings.

Dr. Johnson Thomas introduced JarosStrategy representatives Susan Jaros, Co-Founder and President and Julie Conrad, Consultant, and Tiffany Graham, Senior Project Director. In his absence, Dr. Johnson Thomas extended regrets on behalf of Mordecai Cargill, Co-Founder & Creative Director, #ThirdSpace Action Lab, who is also a part of this work.

Dr. Johnson Thomas stated that this presentation will provide an update on the work that has been done since December 2021 and the next steps. This will also be reflected in the resolutions that the Board will consider today.

Ms. Jaros, stated that as a reminder, JarosStrategy is assessing the readiness and ability for CPLF to raise private support dollars for system-wide outdoor enhancements for the Facilities Master Plan.

Ms. Graham stated that LAND studio, with counsel from Third Space Action Lab (TSAL), is working hand-in-hand with CPL Capital Design Team and Branch Managers to:

- Determine what additional (outside of the current scope and budget for each FMP branch) public space enhancements could be achieved with philanthropic funding: focus on MLK, Hough, West Park, Jefferson, Woodland, and Walz

- Develop artistic opportunities to enhance the patron experience and recommended budgets for each branch to determine range of fundraising initiative(s).

Ms. Jaros explained that together, we are developing a fundraising strategy around these first 6 branches while being opportunistic-potential funders have stepped forward for other branches.

Ms. Graham reviewed the following milestones since December 2021:

- Engaged Third Space Action Lab in our work to ensure equitable placemaking
- Collaborated with CPL Capital Design Team and Branch Managers to determine public space enhancements and opportunities at Woodland, Jefferson, and Hough
- Developed draft case messaging hierarchy
- Determined order of magnitude to eventually determine campaign goal
- Identified stakeholder interviews and determined strategy for engagement

Ms. Jaros stated that we are working on a draft case for support and Ms. Conrad has created some messaging hierarchy that will be shared today. JarosStrategy, LAND Studio and John Lang, Chief Operations Officer, have determined the order of magnitude to eventually determine a campaign goal and we have identified stakeholder interviewees and determined the strategy for engagement.

Ms. Conrad explained that the Case Messaging Hierarchy is the foundation for building the case for support and is the narrative of the project. We will be testing these messages in the stakeholder interviews. After those interviews, we will determine what messages need to be amplified, what resonates, and what might be missing. This work must be done before we launch a campaign for a case for support.

Ms. Conrad read the following CPL Campaign Case Messaging Hierarchy:

In 2017, Cleveland residents overwhelmingly passed a tax levy to renew and increase support for Cleveland Public Library (CPL), setting into motion a 10-year (2020-2030) \$110M Facilities Master Plan to transform the Library's 27 branches. This initiative began in the midst of the Library's 150th anniversary, which honored and recognized the Library's past and positioned itself for the future with the formation of the Cleveland Public Library foundation (CPLF). As the Library's philanthropic partner, CPLF is the catalyst for creating funding programs that support the Library's mission and demonstrating community impact within its 27 branches and neighborhoods.



The Library continues to grow and evolve through its Facilities Master Plan - discovering opportunities to further its vision for Cleveland and its Library - "A City in which opportunity is within reach. A library that empowers its people." Today, the Library has identified strategic priorities to be reached by 2030, the culmination of the 27-branch capital investment. One of those priorities is "Create Campuses" - to build and maintain **distractive environments to meet changing service and community needs**. CPL recognizes the importance of the spaces outside the branches in enhancing the patron experience. Through the Facilities Master Plan, CPL will be providing, to all 27 branches, critical services that connect residents to their branches and close gaps in service. This includes free WiFi around each branch, bike racks and bike repair stations, etc.



CPL aspires to further connect the neighborhoods to their branches by creating outdoor environments that extend the Library's reach directly into the communities they serve. This system-wide vision, to be led by the Cleveland Public Library Foundation, will ensure outdoor spaces are as welcoming, inclusive, and beautiful as the libraries themselves. These spaces will be activated through a mix of public art and site amenities that reflect the needs, culture, and spirit of the distinct communities they serve.



CPL is partnering with community-based organizations LAND studio and Third Space Action Lab to build

neighborhood support, articulate community themes, engage stakeholders, identify diverse artists and designers, and ensure cultural relevancy within each of these outdoor spaces.



Building off of a track record of maintaining some of the most beloved spaces in Cleveland (the Eastman Reading Garden and the learning garden at the Rice Branch), CPL is well-positioned to own, program, and maintain these outdoor spaces, but needs support from the private and philanthropic sectors to bring this vision for its campuses to life.

Ms. Graham explained that we worked to assess what the range of budgets that might be necessary to complete this work would look like and reviewed in detail the following:

ORDER OF MAGNITUDE BUDGET

INPUTS

John Lang Work Sessions
 Jean & Kath Branch Overviews Public Art Program Best Practices Investment - Impact Gut Check

APPROACH

Equitable vs. Equal Allocation Invest in Neighborhoods
 Leverage the Anchors

Ms. Graham stated that we looked at the following three different tiers and assigned a budget range for each.

	AMOUNT	#BRANCHES	LOW	HIGH
NEIGHBORHOOD				
TIER ONE	\$75,000-\$125,000	15	\$1,125,000	\$1,875,000
HUB				
TIER TWO	\$150,000-\$300,000	10	\$1,500,000	\$3,000,000
ANCHOR				
TIER THREE	\$500,000-\$1,000,000	2	\$1,000,000	\$2,000,000

Ms. Jaros noted that it has not yet been determined that this is the actual range. However, with the research provided LAND Studio we believe that if we are able to raise dollars between the low and the high, we could make a significant difference to the branches.

Ms. Jaros provided the following overview of stakeholder interviews and fundraising strategy:

- JarosStrategy and LAND studio will be conducting 12-15 interviews with potential funders, including community foundations; family foundations; and individual donors over the next several months.
- We'll be testing the messaging put forth in the case hierarchy and the ability for CPLF to mount a successful system-wide capital campaign for private support over a period-of-time (e.g., 3-5 years), to ensure that the CPL "Commons" in every branch and neighborhood is greatly enhanced by 2030.
- We will determine internal goals to meet cash flow needs for Group 1 projects (Dollar amount TBD); CPL will likely need to put some cash in (can be wrapped into campaign budget) to activate first spaces.

JarosStrategy and LAND Studio representatives were available for any questions the Board may have had.

Mr. Parker commended the team for their hard work and effort put into this.

Ms. Thomas stated that she appreciated the equitable vs. equal consideration as it relates to the various sites as we must understand and meet communities where they are at.

Ms. Jaros acknowledged Mr. Lang and Dr. Winlock for their contributions to this process.

Mr. Corrigan added that he has followed this process all along is excited about the progress we are making to reach these goals. Mr. Corrigan commended JarosStrategy and LAND Studio for their help to get this done.

Ms. Rodriguez thanked JarosStrategy and LAND Studio for providing this update presentation to the Board.

COMMUNICATIONS

Director Thomas stated that there were no Communications to be acknowledged.

MOTION TO TEMPORARILY SUSPEND THE REGULATIONS

Because there was no Joint Finance and Human Resources Committee Meeting, Ms. Rodriguez moved to temporarily suspend the Regulations of the Board of Trustees in Article IX and X requiring referral of resolutions to committees to consider the following resolutions. Mr. Corrigan seconded the motion, which passed unanimously by roll call vote.

FINANCE COMMITTEE REPORT

Mr. Seifullah presented the following report.

Resolution to Accept Gifts for the Month of March

(See page 698)

Mr. Seifullah moved approval of the following resolution. Mr. Corrigan seconded the motion, which passed unanimously by roll call vote.

WHEREAS, The Board receives gifts of moneys, library service materials, technology resources and miscellaneous non-monetary gifts from generous citizens from time to time; and

WHEREAS, Attached to this Resolution is the Gift Report itemizing the gifts received by the Library for the month of March of 2022; now therefore be it

RESOLVED, That the gifts described in the Gift Report for March of 2022 be accepted upon the conditions connected with said gifts in accordance with Section 3375.40(K) of the Ohio Revised Code.

Mr. Corrigan requested an explanation of the term "blind donation".

Carrie Krenicky, Chief Financial Officer, explained that "blind donation" is the bequest from the Estate of Laretta Owens that we added into the Endowment for the Blind fund.

**MOTION TO
TEMPORARILY
SUSPEND THE
REGULATIONS**
Approved

**RESOLUTION TO
ACCEPT GIFTS
FOR THE MONTH
OF MARCH 2022**
Approved

**FOURTH
AMENDMENT TO
THE YEAR 2022
APPROPRIATION**
Approved

Fourth Amendment to the Year 2022 Appropriation

(See pages 699-705)

Mr. Seifullah moved approval of the following resolution. Mr. Corrigan seconded the motion, which passed unanimously by roll call vote.

WHEREAS, **Ohio Revised Code** Section 5705.40 provides for the amendment of an appropriation measure when necessary; and

WHEREAS, It is now deemed necessary to amend the Year 2022 Appropriation Measure, which complies with the Amended Official Certificate of Estimated Resources requested from the Cuyahoga County Budget Commission dated April 15, 2022; and

WHEREAS, The aggregate of all appropriation classifications does not exceed the total amount submitted to the Cuyahoga County Budget Commission; now therefore be it

RESOLVED, That the sums indicated on the attached Fourth Amendment to the Year 2022 Appropriation Schedule be approved.

**RESOLUTION TO
RENEW THE
MAINTENANCE
AGREEMENT
WITH TYLER
TECHNOLOGIES,
INC. FOR
SUPPORT AND
TO UPDATE
LICENSING OF
THE MUNIS ERP
SYSTEM**
Approved

Resolution to Renew the Maintenance Agreement with Tyler Technologies, Inc. for Support and to Update Licensing of the MUNIS ERP System

(See pages 706-707)

Mr. Seifullah moved approval of the following resolution. Ms. Butts seconded the motion, which passed unanimously by roll call vote.

WHEREAS, In March 2006, the Library entered into a system agreement with Tyler Technologies, Inc. for maintenance of the Library's MUNIS ERP system, and continues to expand the functionality of the Library's ERP system implementing modules to improve efficiency; and

WHEREAS, The Library's ERP system includes Financials, Human Resources, Payroll, and General Revenue and the Library needs to continue support and to update licensing; and

WHEREAS, The effective date of termination of the current maintenance agreement with Tyler Technologies, Inc. for the support and to update licensing of the Library's MUNIS ERP system is May 16, 2022; now therefore be it

RESOLVED, That the Board of Trustees authorizes the Executive Director, CEO or his designee, to execute all documents necessary to renew the Maintenance Agreement with Tyler Technologies, Inc., subject to the Director or Legal Affairs' approval, for the period beginning May 17, 2022 and ending May 16, 2023 at a cost not-to-exceed \$83,364.04, with the expenditure being charged to the General Fund Account 13010053-53360 (Computer Maintenance).

Mr. Corrigan congratulated Carrie Krenicky, Chief Financial Officer, and IT staff for never having the problems that Cuyahoga County has had in the implementation of their system that finally goes online this week after at least six years of trouble.

In response to Ms. Rodriguez' inquiry, Ms. Krenicky stated that this includes online continuing education resources and online training.

Resolution Accepting Grants for AsiaTown Artbox

Mr. Seifullah moved approval of the following resolution. Mr. Corrigan seconded the motion, which passed unanimously by roll call vote.

WHEREAS, The Cleveland Public Library Foundation received a \$15,000 grant from the Ohio Arts Council ("OAC") to hire an artist to design, create, and present artwork for a new book box for Cleveland's Asiatown Neighborhood - the Artbox. The Board of Library Trustees formally accepted this grant from the OAC by resolution on January 20, 2022; and

WHEREAS, The Cleveland Foundation's Equity in the Arts Fund envisions a vibrant, inclusive art and cultural community in Cleveland that uplifts the voices, views, and experiences of all residents; and

WHEREAS, The Hershey Foundation, established in 1986, has a mission to provide Northeast Ohio children from

**RESOLUTION
ACCEPTING
GRANTS
FOR
ASIATOWN
ARTBOX
Approved**

all socio-economic and cultural backgrounds with opportunities for personal growth and development; and

WHEREAS, The Cleveland Public Library Foundation submitted applications to the Cleveland Foundation and was awarded grants in the amount of \$15,000 from the Equity in the Arts Fund to put on art programs and hire an artist to design, create, and present art work for the new Artbox and \$15,000 from the Helen C. Cole Charitable Trust Fund to assist with construction and literacy programming; and

WHEREAS, The Cleveland Public Library Foundation submitted an application to the Hershey Foundation and was awarded a grant in the amount of \$10,000 to assist with construction and children's space within the Artbox; and

RESOLVED, That Cleveland Public Library Board of Trustees, pursuant to the authority set forth in R.C. §3375.40(K), hereby accepts grants in the amount of \$30,000 from The Cleveland Foundation and \$10,000 from The Hershey Foundation, to the extent such grants are assignable, for a total of up to \$40,000 passed through from the Cleveland Public Library Foundation, for deposit into the Founders Fund Account 203046-46100-10120 (Restricted Gifts) with \$17,500 to be used to help offset the cost for the fabrication of the new book box under purchase order number 220447 issued to Rustbelt Welding Company, LTD; and be it further

RESOLVED, That the Executive Director, CEO, or his designee, is authorized to enter into and execute such agreements and instruments as may be necessary or appropriate to effectuate the terms and conditions of this Resolution, including those for amounts in excess of \$25,000, which agreements and instruments shall be subject to the approval of the Library's Director of Legal Affairs.

Ms. Butts requested additional information about the date that the completion date of the Artbox.

In response to Ms. Butts' inquiry, Dr. Shenise Johnson Thomas, Chief of External Relations & Development, stated that we are planning for the date of June 4, 2022 and we are also planning for a VIP night ahead of that.

Director Thomas added that the Asian Festival is on May 21, 2022. Although the original idea was to have the Artbox completed by the Asian Festival, we were delayed by a couple of setbacks. However, we will do outreach and advertise the Artbox at the Asian Festival.

Dr. Johnson Thomas showed the Board draft renderings of the Artbox. Once the final rendering has been completed, Ngoc Nguyen, Cleveland Foundation Public Service Fellow, will give the Board a preview of what the final product will look like.

After commending Ms. Nguyen for her hard work on this project, Dr. Johnson Thomas stated that we look forward to engaging the Asia Town community and beyond. An investment from private support coupled with some dollars from the Library have supported this effort.

Ms. Rodriguez stated that this will be a great opportunity to thank the Asian community for their ongoing support of the Library.

Mr. Corrigan asked for additional information on the location and staffing of the Artbox.

Director Thomas stated that it will be located in Dave's parking lot this year. Because the owners of Dave's are looking to sell the market and the accompanying parking lot, the Artbox is portable and can easily be relocated to another spot. Although we are still working through details, the Artbox will be staffed by Main Library staff.

Resolution Amending Project Budgets for the Woodland Branch and Central Distribution Facility

(See page 708)

Mr. Seifullah moved approval of the following resolution. Mr. Corrigan seconded the motion, which passed unanimously by roll call vote.

WHEREAS, On July 6, 2021, the Board of Library Trustees approved total project budgets for the new Woodland branch and Central Distribution Facility as shown in Exhibit "A" to this Resolution; and

**RESOLUTION
AMENDING
PROJECT
BUDGETS FOR
THE
WOODLAND
BRANCH AND
CENTRAL
DISTRIBUTION
FACILITY**
Approved

WHEREAS On October 21, 2021, the Board of Library Trustees approved amendments to the budgets for both projects as shown in Exhibit "A;" and

WHEREAS, As work progressed on the Central Distribution Facility, the Library and its construction manager, Gilbane, encountered numerous unforeseen issues and differing site conditions including the need for floor leveling in order to accommodate the new automated materials handling system, additional building envelope insulation as recommended by the building commissioning authority, the redesign and relocation of rooftop HVAC equipment, and the installation of new natural gas service to the building; and

WHEREAS, Gilbane estimates that the additional work required for the new Central Distribution Facility will cost \$300,000; and

WHEREAS, As a result of the unforeseen site and building conditions and supply chain delays, the construction schedule for both the new Woodland branch and Central Distribution Facility have been extended by two months, necessitating an additional \$21,700 in architect fees for both projects; and

WHEREAS, The Chief Operating Officer recommends that this Board authorize the Library to increase the Owner's Contingency Fund for the Central Distribution Facility by \$300,000 and to increase both projects' budgets for architect fees by \$10,850 as shown in Exhibit "A" to this Resolution to cover the additional costs described herein; now therefore be it

RESOLVED, That the Board of Library Trustees approves the amended total project budgets for the Woodland branch and Central Distribution Facility projects as set forth in Exhibit "A" to this resolution.

Mr. Corrigan noted that this amounts to a 4% change which is not insubstantial, and we should be sure that we are getting our money's worth for these additional items.

In Mr. Lang's absence, Jean McFarren, Director of Library Innovation, was available to answer any questions the Board may have had.

Carrie Krenicky, Chief Financial Officer, reported that for the architect fees for Woodland is 7.8% of the project budget and for the Central Distribution Facility is 10.4% of the project budget.

Mr. Corrigan stated that the Owner's Contingency is in effect a change order as well not in a formal sense because we have not approved what they will do it for. Although we are already estimating at that, and we must be careful about spending these resources.

Ms. Rodriguez stated that with different projects going on, this will probably happen more often because the cost of construction materials continues to escalate.

Director Thomas stated the costs have continued to increase substantially. With this project, we have had a great deal of challenge in getting the City officials to not add on costs to the Library for expenses that perhaps should be divided between the Library and the City such as sewage lines.

Director Thomas stated that with the assistance of Dr. Shenise Johnson Thomas, Chief of External Relations & Development, we have begun to have productive conversations with the new administration about how we get access to somethings making it easier for us to get things done.

In closing, Director Thomas commended staff for their work to help resolve some of these issues.

Mr. Corrigan stated that by asking these questions does not mean that he is in opposition. Library received tremendous support from our taxpayers. Even though property taxes may increase for other reasons, the Library will remain in front of them for what we did to increase their taxes. To the extent that we fail on any one of these projects, every time they pay their tax bill, which is twice a year, the Library will be in the crosshairs of any concern they might have. It is worthwhile to be able to show a record that we kept track and focus on these things.

Finally, Mr. Corrigan stated that he would hate to have to cancel something on the back end of the 2030 program because we did not spend it right in the first place.

**RESOLUTION
AUTHORIZING
AMENDMENT
TO
AGREEMENT
WITH
BOSTWICK
DESIGN
PARTNERSHIP,
INC. AND
UBIQUITOUS
DESIGN LTD
FOR DESIGN
SERVICES FOR
THE
WOODLAND
BRANCH AND
DISTRIBUTION
FACILITY
Approved**

Resolution Authorizing Amendment to Agreement with
Bostwick Design Partnership, Inc. and Ubiquitous Design
LTD for Design Services for the Woodland Branch and
Distribution Facility

(See page 709)

Mr. Seifullah moved approval of the following resolution. Mr. Corrigan seconded the motion, which passed unanimously by roll call vote.

WHEREAS, On September 26, 2019, the Board of Trustees of the Cleveland Public Library authorized the Executive Director to enter into an agreement with Bostwick Design Partnership, Inc. (in partnership with Ubiquitous Design LTD) ("Bostwick") in an amount not-to-exceed \$363,310 for the design of the renovation of the Woodland branch and \$586,700 for the design of the Central Distribution Facility; and

WHEREAS, Due to design and other changes requested by the Library as well as unforeseen conditions, this Board authorized five amendments to the agreement with Bostwick, resulting in architect fees totaling \$1,336,753 for both the new Woodland branch and the Central Distribution Facility; and

WHEREAS, Due to unexpected existing site and building conditions as well as ongoing delivery and coordination issues related to supply chain disruption, the construction schedules for the Woodland branch and Central Distribution Facility have been extended by two months, necessitating an additional two months of construction administration services by Bostwick; and

WHEREAS, Bostwick has proposed an additional fee of \$21,700 for the work related to the Woodland branch and Central Distribution Facility, which amount will bring Bostwick's architect fees to a total amount not-to-exceed \$1,358,453; and

WHEREAS, This Board finds that the increase in the fees is fair and reasonable; now therefore be it

RESOLVED, That the Board of Trustees authorizes the Executive Director, CEO or his designee, to negotiate and execute an amendment to the agreement with Bostwick upon such terms and conditions as are approved by the

Library's Director of Legal Affairs, increasing the architect fee by \$21,700 for a total contract amount not-to-exceed \$1,358,453 being charged to the Construction - Tax-Exempt fund account 40241105/40279905-55300 (Construction/Improvements).

Mr. Corrigan noted that he references his prior remarks on the prior resolution without having to restate them.

Resolution Authorizing Amendment to Agreement with Jaros Strategy LLC for Fundraising Consulting Services

(See pages 710-712)

Mr. Seifullah moved approval of the following resolution. Mr. Parker seconded the motion, which passed unanimously by roll call vote.

WHEREAS, On November 18, 2021, the Board of Library Trustees authorized the Library to enter into an agreement with Jaros Strategy LLC to assist the Library with a system-wide fundraising campaign for outdoor spaces at the Library's branches for a total fee of \$85,000, with \$63,750 charged to the Library and \$21,250 charged to the Cleveland Public Library Foundation; and

WHEREAS, The agreement with Jaros Strategy retroactively covered services provided from August 1, 2021 through April 30, 2022; and

WHEREAS, The Chief of External Relations and Development recommends that the Library amend its agreement with Jaros Strategy to allow for the continuation of services through December 31, 2022; and

WHEREAS, Jaros Strategy submitted a proposal to the Library to continue providing fundraising consulting services through December 31, 2022 for an additional fee of \$96,000, of which \$72,000 would be payable by the Library and \$24,000 would be payable by the Foundation; now therefore be it

RESOLVED, That the Board of Trustees of the Cleveland Public Library authorizes the Executive Director, CEO, or his designee, to enter into an amendment to the agreement for fundraising consulting services with Jaros Strategy LLC, subject to the approval of the Director of Legal Affairs, for an additional fee not-to-exceed

**RESOLUTION
AUTHORIZING
AMENDMENT
TO
AGREEMENT
WITH JAROS
STRATEGY
LLC FOR
FUNDRAISING
CONSULTING
SERVICES**
Approved

\$72,000, thus increasing the Library's portion of the total fee to an amount not-to-exceed \$135,750, which amount shall be charged to the General Fund Account 11200053-53710 (Professional Services).

**RESOLUTION
AUTHORIZING
AMENDMENT
TO
AGREEMENT
WITH L.A.N.D.
STUDIO INC.
FOR PROJECT
SUPPORT
AND
CONSULTING
SERVICES**

Approved

Resolution Authorizing Amendment to Agreement with
L.A.N.D. Studio Inc. for Project Support and Consulting
Services

Mr. Seifullah moved approval of the following resolution. Ms. Butts seconded the motion, which passed unanimously by roll call vote.

WHEREAS, On November 18, 2021, the Board of Library Trustees authorized the Library to enter into an agreement with L.A.N.D. studio Inc. to provide project support and consulting services in connection with the Library's CPL Commons project aimed at creating outdoor learning environments for a total fee of \$90,000, with \$67,500 charged to the Library and \$22,500 charged to the Cleveland Public Library Foundation; and

WHEREAS, The agreement with L.A.N.D. studio retroactively covered services provided from April 1, 2021 through March 31, 2022; and

WHEREAS, The Chief of External Relations and Development recommends that the Library amend its agreement with L.A.N.D. studio Inc. to allow for the continuation of services through December 31, 2022; and

WHEREAS, L.A.N.D. studio submitted a proposal to the Library to continue providing project support and consulting services for the CPL Commons Project for an additional fee of \$67,500, of which \$50,625 would be payable by the Library and \$16,875 would be payable by the Foundation; now therefore be it

RESOLVED, That the Board of Trustees of the Cleveland Public Library authorizes the Executive Director, CEO, or his designee, to enter into an amendment to the agreement for project support and consulting services with L.A.N.D. studio Inc., subject to the approval of the Director of Legal Affairs, for an additional fee not-to-exceed \$50,625, thus increasing the Library's portion of the total fee to an amount not-to-exceed \$118,125, which amount shall be charged to the General Fund Account 11200053-53710 (Professional Services).

Fiscal Officer's Report

(See pages 713-771)

Report on Investments

(See pages 772-808)

Report on Conference and Travel Expenditures

(See page 809)

Report on All Vendor Expenditures

(See pages 810-827)

Reports on Expenditures Made from the Owner's Contingency Funds for Hough, Jefferson, West Park, Woodland, Central Distribution Facility, Lorain, Eastman and MLK Jr.

(See pages 828-835)

HUMAN RESOURCES COMMITTEE REPORT

In Mr. Hairston's absence, Ms. Butts presented the following report.

Regular Employee Report

(See pages 836-837)

Ms. Butts moved approval of the Regular Employee Report. Mr. Parker seconded the motion, which passed unanimously by roll call vote

Retirement Citation Recognition

Ms. Butts moved approval of the Retirement Citation Recognition. Mr. Corrigan seconded the motion, which passed unanimously by roll call vote.

A Citation has been issued for the following staff members on the occasion of their retirement:

Tonya Thompson (33 years of service); Graphics Designer Graphics Department; retired 02/28/2022

FISCAL OFFICER'S REPORT

Submitted

REPORT ON INVESTMENTS

Submitted

REPORT ON CONFER. & TRAVEL EXPENDITURES

Submitted

REPORT ON ALL VENDOR EXPENDITURES

Submitted

REPORTS ON EXPENDITURES MADE FROM THE OWNER'S CONTINGENCY FUNDS FOR

HOUGH, JEFFERSON, WEST PARK, WOODLAND, CENTRAL DISTRIBUTION FACILITY, LORAIN, EASTMAN AND MLK, JR.

Submitted

REGULAR EMPLOYMENT REPORT

Approved

RETIREMENT RECOGNITION CITATION

Approved

Be it resolved that the citation for the above staff members be presented by the Board of Trustees in appreciation of their faithful and dedicated service given to the Library by them be recorded in the minutes of this meeting, and

Be it further resolved that the citation be sent to them forthwith if they are not present at this meeting of the Board of Trustees.

**REPORT ON
PAID SICK TIME**
Submitted

Report on Paid Sick Time

(See page 838)

**EMPLOYEE
DEMOGRAPHICS
(EEO-4) REPORT**
Submitted

Employee Demographics (EEO4) Report

(See page 839)

**INSURANCE
SUMMARY
REPORT**
Submitted

Insurance Summary Report

(See page 840)

COMMUNITY SERVICES

Mr. Corrigan submitted the following report.

**MONTHLY
ACTIVITY
REPORT**
Submitted

Monthly Activity Report

(See pages 841-843)

Mr. Corrigan thanked Nancy Mocsiran, Knowledge Manager, for her hard work on the new format for the Monthly Activity Report and noted Top Circulating Titles reference that help us to understand.

Mr. Corrigan stated that as you look at circulation from March to March, there are some significant changes.

**COMPARATIVE
STATEMENT OF
ANNUAL
STATISTICS FOR
2021**
Submitted

Comparative Statement of Annual Statistics for 2021

(See pages 844-854)

Mr. Corrigan noted that the beginning of 2021 shows the difference from what it was in 2020. This graph displays many intersections indicating that there was a lot going on.

Mr. Corrigan stated that, in terms of us being a public research library, the Collections Counts graph shows how much of what we have is in books and the reproduction of books and materials in microforms. We really have a fiduciary duty for pictures and photographs of our civilization. We are among the largest holders. With Cleveland State, Cleveland is probably one of the largest holders in public hands of the photographs that have been in existence since photography first came along. We have a continuing fiduciary responsibility to preserve, protect, and make accessible those things.

Finally, Mr. Corrigan requested that Ms. Mocsiran note on the monthly report the distinction that closing branches for construction may have.

Building Status Update

In the absence of John Lang, Chief Operating Officer, Jean McFarren, Director of Library Innovation, and Oliver Reyes, Director of Property Management, were available to answer any questions the Board may have had.

In response to Ms. Rodriguez' request, Ms. McFarren provided an update on the recent hard hat tour held on Friday, April 8, 2022 that focused on the following Westside branches: West Park, Lorain, and Jefferson. Tour participants consisted of Director Thomas, members of the Library Board, Foundation Board, some branches managers and key staff. The tour gave the opportunity to see first-hand the progress of each project and imagine their completion.

Ms. McFarren reminded the Board that the next hard hat tour is scheduled for Friday, April 22, 2022, and will focus on the following Eastside branches: Hough, Woodland, and Central Distribution Facility.

In closing, Ms. McFarren thanked the Board for their support.

**BUILDING
STATUS
UPDATE**
Presented

**ADVOCACY
TASKFORCE
UPDATE**
Presented

Advocacy Taskforce Update

Dr. Shenise Johnson Thomas, Chief of External Relations & Development, thanked Ms. Butts and Mr. Corrigan for joining Library staff in advocating during Library Legislative Day, April 6, 2022, at the Statehouse. Because this was not a biennium, we were not asking for the Public Library Fund. However, it is important to heighten the level of support in the General Assembly for the PLF is very important as some of the Library's champions are leaving.

As an update on HB 327, Dr. Johnson Thomas stated that it has died down. However, now HB 616 is being viewed closely.

Ms. Butts asked for information on the timeline of HB 327.

In response to Ms. Butts' inquiry, Mr. Corrigan explained that HB 327 looks like it may die. HB 616 is an omnibus and may include some of its more offensive provisions. The attempt is to combine issues in HB 327 into HB 616 thinking that it will garner more support making it harder to target specific sections.

In closing, Mr. Corrigan stated that it is important that we keep watch on this issue. We are fortunate to have people who are conscientious about the Library on these things.

**FOUNDATION
UPDATE**
Presented

Foundation Update

Dr. Shenise Johnson Thomas, Chief of External Relations & Development, state that this update was covered in the JarosStrategy and LAND Studio presentation as a large part of the work is focused on FMP capital enhancements. As it continues to progress, the Library Board will be notified when they are needed to approve any naming recognition plans.

Mr. Corrigan thanked Dr. Johnson Thomas for her update.

**DIVERSITY,
EQUITY &
INCLUSION
UPDATE**
Presented

Diversity, Equity & Inclusion Update

Dr. Sadie Winlock, Chief Equity, Education & Engagement Officer, stated that there was no update available at this time.

OLD BUSINESS

There were no items of Old Business to be discussed.

NEW BUSINESS

There were no items of New Business to be discussed.

PRESIDENT'S REPORT

Ms. Rodriguez acknowledged Mr. Corrigan and the recent passing of his mother, Eileen Corrigan, on April 9, 2022.

As a tribute to the life of Ms. Corrigan, Ms. Rodriguez on behalf of the Library Board of Trustees, presented Mr. Corrigan with a brick from the old Walz Branch bearing his mother's name. In memory of Ms. Corrigan, this brick will be placed in the new Walz Branch which branch when construction has been completed. Walz is Mr. Corrigan's neighborhood branch.

Mr. Corrigan expressed his appreciation to the Board for this thoughtful gesture and thanked all who conveyed their sympathy during this time.

Director Thomas thanked Suzi Perez, TechCentral Manager, and her team for their assistance and support with this presentation.

Mr. Parker extended very special thanks to Director Thomas and the Board for their special acknowledgement at his recent surprise birthday celebration hosted by his staff at Rhema Church on Sunday, April 3, 2022.

Ms. Rodriguez applauded Mr. Parker for his service to the Library Board of Trustees.

DIRECTOR'S REPORT

Before presenting his report, Director Thomas referenced safety concerns that he addressed in his recent email to the Board. On Friday, a patron with special needs grabbed the hair of a Youth Services Library staff member and would not let go. On Saturday, there was a

**PRESIDENT'S
REPORT**
Presented

**DIRECTOR'S
REPORT**
Presented

physical altercation between a patron and an SPS officer at our Carnegie West Branch. Both pepper gel and a Phazzer were deployed. Our staff members are okay, but understandably shaken.

As he continued, Director Thomas stated that it is important for us to have safe spaces. At his State of the City Address, Mayor Bibb stated that the City's public safety is a priority. The Library is often seen as one of the safest places in the City of Cleveland. Making sure that our staff and patrons feel safe is of the utmost importance. Director Thomas introduced Monroe Goins, Director of Safety and Protective Services, who is working on an overall plan on how we are going to do things.

Director Thomas stated that he wants Library staff to know that we are concerned, and we will continue to work to ensure that we have safe spaces for them.

Director Thomas announced that an upcoming Regular Board Meeting, John Skrtic, Chief of Special Projects and Collections, will be giving a presentation about intellectual freedom. There has been an increase in challenges across the nation. After discussions with library directors and children's librarians and staff at PLA, the challenge continues about removing books from the shelves that some feel that they do not want children to access to for any reason. We want to bring you our policy on challenges and how we address them so that the Board remains updated.

Strategic Plan

Our Mission:

We are "The People's University," the center of learning for a diverse and inclusive community.

Our Strategic Priorities:

1. Form communities of learning
2. Fight community deficits
3. Ready for the future: CPL 150
4. Cultivate a global perspective
5. Innovate for efficient and sustainable operations

PUBLIC SERVICES

MAIN LIBRARY SERVICES DURING COVID-19

The Library remained at Phase 3 of its COVID-19 Reopening plan. However, as of March 7th, 2022 masks (while encouraged) were no longer required for staff or patrons. In addition, quarantining of library materials was discontinued on this date.

PROGRAMS, SERVICES AND EXHIBITS

Music at Main

The Ben Gage Band performed in the 3rd floor Main Lobby to 25 delighted patrons on March 12th.

Book Discussions

Social Sciences Librarian Helena Travka co-hosted the Cleveland Law Library/Cleveland Public Library Book Discussion. Attendees discussed David Lynch's *Snowball's Chance*.

Ohio Means Jobs Partnership

Senior Director of Public Services - Main Library Robin Wood, and General Research Collections Manager Sarah Dobransky presented to the OhioMeansJobs (OMJ) staff the final process for the partnership using LibChat tickets. The partnership program went live on March 22nd.

Main Library Tours and Class Visits

Center for Local and Global History Department Manager Olivia Hoge led a tour for Cleveland State University's Natural History of Cleveland class on March 12th. Ten students and one teacher toured Special Collections, TechCentral, the Cleveland Digital Public Library, and the Photograph and Maps Collection. The students were required to complete a project using items from the Library's collections. Ms. Hoge also led a tour of Main Library to a researcher who works for a local architectural firm on March 7th. The researcher was interested in resources for conducting property research in the area.

Students from College Now toured the MakerSpace on March 2nd. The students made buttons and laser engraved dog tags.

Book Displays

Center for Local and Global History Department Library Assistant Danilo Milich created a book display based upon The Ides of March including books from the beginning of the Roman Republic, through the Roman Empire, and the Fall of Rome. Emphasis was placed on Caesar and Latin quotes translated into English.

Fine Arts Librarian Andy Kaplan and Library Assistant Mark Fox-Morgan created a book display for Women's History Month consisting of books on women in music and art.

Youth Services Programming

The Youth Services Department (in coordination with TechCentral and Outreach and Programming Services) conducted a St. Patrick's Day event on March 17th. One hundred eighty families attended the event.

Book Drops

Popular Manager Sarah Flinn and Brooklyn Branch Manager Ron Roberts shared their favorite mysteries during Book Drops on Facebook and YouTube. They also added in some zombie and television show recommendations.

COVID-19 Test Distribution

Main Library Lending staff continue to distribute free BiNaxNow at-home COVID tests to patrons via the Drive-Up window when available.

Books by Mail Programs

Words on Wheels: During the month of February 2022, 101 items were mailed in 45 packages to 13 patrons using the service.

Homebound: From February 15th through March 17th, Homebound Services sent 177 packages to 141 patrons (shipments).

OUTREACH

Sr. Director of Public Services Robin Wood presented a program about Cleveland Public Library to the Strongsville Rotary Club on March 11th.

General Research Collections Manager Sarah Dobransky provided a short lecture on using patent

searching in competitive intelligence reporting for Cleveland State Law Professor Lauren Collins.

Interlibrary Loan staff responded to several hundred inquiries by CPL patrons and researchers at partner institutions.

At the request of the Public Administration Library, Literature supplied a number of books to them for their upcoming National Poetry Month lobby display on exhibit through April.

Youth Services Children's Librarian Eric Hanshaw represented Cleveland Public Library in the Rock and Roll Hall of Fame Live Fam Jam on Saturday, March 12th.

Youth Services Manager Annisha Jeffries and Public Services Assistant Maria Lopez conducted a Story Time at the Village Prep Eastern Cliffs School to three classes of kindergarten children on March 14th.

COLLECTION MANAGEMENT

Fine Arts Librarian Andy Kaplan scanned 25 items from the Eyman Dance Collection and added to them to the digital gallery. In addition, he finished arranging several boxes of the Anvil Music Review Collection and began arranging several more.

Fine Arts Library Assistant Mark Fox-Morgan ordered new material, shifted and spaced the Quick Ref FA collection, weeded the NX's, tidied up the collection, processed and moved books to STACKS.

Special Collections Library Assistant Bill Chase cataloged new materials, sent items to preservation and other departments, worked on shifting materials and provided photoduplication for patrons as requested.

Items requested include:

- 02/23 - Professor Karl Vilhelm Zetterstéens...: Bibliografisk förteckning / Döbeln, Ernst Jakob Vilhelm von, 1877- (a scientific bibliography)
- 03/21 - The life of Takla Hâymânôt ... / Budge, E. A. Wallis (Ernest Alfred Wallis), Sir, 1857-1934

- 03/22 - A patron requested a scan of the Center Counter (gambit) Defense from the archive of controversial chess player, Claude Bloodgood

Fine Arts and Special Collections Public Services Associate Kalie Boshara received training on how to process books in Special Collections.

International Languages staff withdrew 108 items from the collection, sent 6 items to Preservation, and 19 to Book Prep. Eighty-four items were moved to stack collections and 372 new items were received into the department from Tech Services.

Cleveland Digital Public Library staff calibrated the grant funded high-speed microfilm scanner and i2s book scanner. In addition, staff scanned microfilm of the East India Manuscripts and other Fine Arts materials (sheet music, architecture, journal articles, other and Special Collection materials).

The Art inventory of the Main is nearly complete. The inventory of Branch holding continues. The Lakeshore project is in process but will require additional resources due to the project size and scope.

Photograph Collection Librarian Brian Meggitt continued work on the item-level inventory of the Cleveland 20/20 Project. He has assigned unique identifiers and created descriptive metadata for 448 unique images.

The Photograph Collection purchased the East Side Daily News photograph archive. The archive spans over four decades and represent personages, places, and events in Cleveland and northeast Ohio. The total number of photographs is not known, but is estimated to be around 40,000 items. Items were packed by Photograph Librarian Brian Meggitt and Library Assistant Adam Jaenke on March 17th and transported by Driver Denis Walker, Custodian Jonathan Tatum, and Center for Local and Global History Manager Olivia Hoge.

Center for Local and Global History Library Assistant Library Assistant Lisa Sanchez completed a metadata collection for the Mt. Pleasant neighborhood. The items will be submitted for approval and uploaded to ContentDM with a corresponding *Mt. Pleasant Neighborhood* finding pathway.

Center for Local and Global History Library Assistant Adam Jaenke photographed the Collinwood Branch for the Neighborhood Photographic Survey on March 1st and on March 26th he photographed the Addison Branch. He has edited, processed, and added metadata to 78 items for this collection.

Center for Local and Global History Photograph Librarian Brian Meggitt created metadata for the Neighborhood Photographic Survey (NPS) records in CONTENTdm for approval to the Digital Gallery.

Mr. Jaenke scanned 107 photographs from the Cleveland Picture Collection.

Youth Services staff continue to shelve and maintain the collection by organizing and distributing advanced reader copies located in the stack area. Staff weeded damaged YRead? Booklets that were damaged or have been replaced.

RESEARCH THAT'S ONLY POSSIBLE AT MAIN LIBRARY

- Social Science Librarian Helena Travka assisted a patron from the Cuyahoga County Archives with access to rare records from the 1923 *Official Proceedings of the Board of Education of the Cleveland City School District*. Cleveland Public Library is the only library with this specific volume.
- A Japanese professor from Rissho University in Tokyo, Japan visited the Library to research craft beer in several cities in the United States, including Cleveland, Ohio. Research interests also included historical information about downtown and Ohio City, as well as economic/industry changes within the city from the 1930s-1980s. Several Main Library departments worked together to assist this patron.
- A patron calling from Columbus spoke with Center for Local and Global History Librarian Terry Metter about borrowing a copy of *The Annals of Jan Długosz* by Jan Długosz. The patron was planning on driving to Cleveland from Columbus to review the material. However, Mr. Metter used CLGH's KIC Scanner to scan

and email the pages the patron needed, saving the patron the time and expense of a long drive. According to WorldCat, CPL is the only library in Ohio and the only public library in the country that owns this title.

- Center for Local and Global History Library Assistant Dan Milich researched election results for a patron who served as Judge for Cuyahoga County Juvenile Court and elected to East Cleveland Municipal Court.
- Center for Local and Global History Photograph Librarian Brian Meggitt assisted a patron with finding and locating historic images of his home on West 77th Street.
- Center for Local and Global History Library Assistant Lisa Sanchez conducted property research for a land use and zoning law lawyer. Ms. Sanchez used the Cleveland City Directories, Plain Dealer Historical database, and Cuyahoga County Fiscal Officer's information portal to find previous owners for mixed-use building in Mayfield Heights. Ms. Sanchez also researched a local actress, Edith Owen, for Ms. Owen's relative. Ms. Owen was a prominent Cleveland Playhouse performer, wrote her own plays, and performed in her own one woman show in 1975.
- Center for Local and Global History Manager Olivia Hoge assisted a patron locate articles about accident in 1965 involving three children from the Boulevard Elementary School. One of the victims was a friend of his. She also found articles for a patron who was interested in the theft of a stamp collection in 1981. The stamp collection was worth an estimated \$15 million.

STAFF DEVELOPMENT

On March 3rd, Literature/Ohio Center for the Book Senior Librarian Nick Durda participated in a meeting of the CPL Dublin Award Committee.

TechCentral Manager Suzi Perez attended Northstar Digital Literacy training on March 14th.

Social Science Senior Librarian Mark Moore listened to the Conversations Podcast *The History of Libraries from before Stone Tablets to Printed Books*.

Social Sciences Librarian Forrest Kilb attended the webinar *Taking Care of Self, Staff, and Community* from Webjunction.

Business, Economics and Labor Public Services Associate Alycia Woodman viewed the Public Library Association webinar *150 Million New Technology-Oriented Jobs and the Skills Needed to Get Them*.

Business, Economics, and Labor Librarian Susan Mullee attended a webinar from S&P *NetAdvantage, Explore Argus Research Reportson NetAdvantage*.

Fine Arts Librarian Andy Kaplan attended the 2022 Music Library Association virtual conference.

Sr. Director of Public Services Robin Wood attended the Public Library Association conference in Portland, Oregon from March 23rd to March 25th.

OTHER

Lending and Circulation Manager Steve Wohl and Supervisor Reggie Rudolph attended the CLEVNET Circulation SIG Meeting on March 16th. The purpose of this meeting is to discuss circulation related recommended best practices throughout CLEVNET.

Literature/Ohio Center for the Book Manager Don Boozer participated in a panel discussion on WCPN Ideastream's radio show *The Sound of Ideas* on March 7th.
<https://www.ideastream.org/programs/sound-of-ideas/book-bannings-in-american-arent-new-but-they-are-getting-renewed-attention>

Literature/Ohio Center for the Book Manager Don Boozer continues to plan and promote the Ohio Women on Wikipedia virtual edit-a-thon taking place March 26th through April 2nd in honor of Women's History Month in collaboration with the State Library of Ohio.

TEHCENTRAL**Outreach**

Inside Programs

Name of Program	Date of Program	Total # of Attendees	# of Adults	# of YA	# of Juveniles
Microsoft Excel I - zoom	Mar 1	4			
Microsoft Word I - zoom	Mar 3	4			
Resume Workshop - zoom	Mar 7	1			
Microsoft Excel II - zoom	Mar 8	8			
My Digital Life Basics: Computer Basics	Mar 9	0			
Microsoft Word II - zoom	Mar 10	3			
Job Searching Online - zoom	Mar 11	0			
My Digital Life Foundations: Using a Smart Phone	Mar 12	2			
Microsoft Excel III - zoom	Mar 15	7			
My Digital Life Basics: Windows Basics	Mar 16	2			
Microsoft Word III - zoom	Mar 17	2			
My Digital Life Foundations: Mouse & Keyboard	Mar 19	0			
Resume Workshop	Mar 21	0			

Microsoft Excel IV	Mar 22	6			
My Digital Life Basics: File Management	Mar 23	1			
Microsoft Word IV	Mar 24	2			
Job Searching Online	Mar 25	0			
My Digital Life Foundations: Email Essentials	Mar 25	0			
My Digital Life Basics: Internet Basics	Mar 30	3			
Microsoft Mail Merge	Mar 31	3			
1-on-1s	March	15			

All in-person classes were postponed until March 7th due to COVID.

TechCentral staff laser engraved 400 dog tags for National Library Week. Each branch will receive 20 to pass out to their community, April 4th - 9th.

College Now received a demo/tour of the MakerSpace. Participants made buttons and engraved dog tags.

Professional Development and Meetings

TechCentral staff attended Virtual Service Awards on March 11th.

TechCentral staff meeting held March 11th.

Date	Topic	Location
3/22-3/25	National Technology Conference 2022	Online

3/29- 3/31	Computers in Libraries	Online
3/15	Curb Collective meeting	Teams
3/21	Digital Navigators Training Updates	Zoom

TechCentral Assistant Manager, Melissa Canan

Date	Topic	Location
3/2/22	Public Services Managers Mtg	Virtual-Teams
3/9/22	Main Managers Mtg	Virtual-Teams
3/11/22	Staff Appreciation Day	Virtual-Teams
3/11/22	TechCentral Staff mtg	TechCentral
3/21/22	OLC Legislative Day Preparation Webinar	Virtual-Zoom
3/29/22	Computers in Libraries 2022: Leveraging Existing Data Sources to Create a Customized Patron Dashboard	Virtual
3/29/22	CIL22: Building on the Skill Development Toolbox	Virtual
3/29/22	CIL22: Library Technology Industry Update	Virtual
3/29/22	CIL22: Online Checkout of Software Licenses for Patrons' Devices	Virtual
3/29/22	CIL22: Understanding Library Visitors: Counting/Analyzing Tool	Virtual

Library Assistant-Computer Emphasis, Allison Collins

Date	Topic	Location
3/02/22	Reopening Task Force meeting	Teams
3/05/22	My Digital Life training	
3/10/22	Rainbow Readers ERG bi-monthly meeting	Teams
3/11/22	Staff appreciation day, service awards presentation	Teams

3/11/22	Department Staff meeting, updates, reopening	TechCentral
3/11/22	My Digital Life training	
3/16/22	Reopening Task Force meeting	Teams
3/16/22	SEIU-CPL Chapter leadership monthly meeting	Union hall
3/22/22	Talk on Tuesday ERG: our bodies through the ages	Zoom
3/23/22	Hotspot team meeting, updates, new devices	
3/28/22	Talk on Tuesday ERG: imposter syndrome	Zoom
3/29/22	SharePoint ERG website management training	Teams
3/30/22	Reopening Task Force meeting	Teams

Library Assistant-Computer Emphasis, Alison Guerin

Date	Topic	Location
3/3	Harvest for Hunger Virtual Kickoff	Facebook Live
3/10	FIT Meeting	Main
3/10	Harvest for Hunger Meeting	Teams
3/11	Virtual Service Awards	Teams
3/31	CPL Town Hall	Teams

TechCentral Manager, Suzi Perez

Date	Topic	
3/2	Public Services Managers Meeting Reopening Committee Meeting	
3/7	FMP 1B Walz Walkthrough	
3/8	Digital Ambassadors Meeting Transition Planning/Move Management	
3/9	Main Managers Meeting	
3/11	CMSD and Cleveland Public Library Introduction Meeting	
3/14	Kent State Grant Opportunity Meeting	
3/15	CPL/CMSD: Prezi Demo Presentation Regular Board Meeting	
3/16	Reopening Committee Meeting	
3/17	TechCentral Meeting with new Director of Safety	

	St. Patrick's Day Parade: Drill Cart team	
3/22	Digital Navigators follow-up Transition Planning/Move Management	
3/25	CMSD Smart Card Meeting	

Computer Usage and Hotspots

There were 2282 computer sessions at Main Library for March. There were 228 hotspots circulated through the system in March.

PST Monthly Report: March 1st 2022 - March 29th 2022

Service Calls and Tickets Summary

Service Calls and Tickets Received: 199

- CPL Help Desk Tickets: 168

- CPL TechCentral Tickets: 15

Service Calls and Tickets Resolved: 138

Tickets currently in Progress: 99

- Working on organizing and cleaning Automation storage.
- Continuing to image and deploy PC's to update branches.
- Assisting CLEVNET with testing of Windows 11 images.
- Removed IT Equipment from Walz.
- Sorting and recording old equipment to give to PC's for People.

CLEVELAND DIGITAL PUBLIC LIBRARY

Public Service Statistics

ClevDPL had 32 in-person visitors during March. We had 8 two-hour scanning appointments. From March 1st to the morning of March 26th, Google Analytics (GA) reports 5075 sessions for 3560 users and 95,634 page-views. Search engines delivered 55.9% of our accesses. Searching in CONTENTdm accounted for 29% of our accesses. Referrals were 10.2% of our accesses (including 25% from Wikipedia, 12% from CPL, and 9% from dp.la. Only 4.9% of our sessions came through social media (54% Facebook, 45% Twitter, and a bit from others). 58.2% of our users accessed our site using desktop computers, and 41.8% accessed CONTENTdm through mobile devices (4.5% tablets and 37.3% mobile).

Outreach

Community partners' work in March included creating three exhibits for Google Arts and Culture (image

sharing and description) and establishing a Cleveland Public Library exhibits page and meeting with a team interested in scanning records for Cleveland City cemeteries. We did project planning with Playhouse Square. ClevDPL's new book scanner was installed in March using ARPA/LSTA funds. ClevDPL is participating in the new exhibits project at Main Library related to Langston Hughes. We worked with the Rock & Roll Hall of Fame to scan items from their collection. More copies of the CONTENTdm client are being installed on more machines throughout the library.

Collection Development

As of March 29th, 1209 images were scanned, 833 were post-processed and QA'd, and 833 images were uploaded, many of which were included in multi-image pdfs. The web archives continue to document 44 unique Cleveland and NE Ohio organizations. Scanning highlights include continuing scanning sheet music, scanning urban renewal and public works plans, crowdsourced transcription of Civil War manuscripts and continuing the Cleveland Orchestra scrapbook project. ClevDPL is nearly finished with scanning of volumes listing of electors in Cleveland for the Social Science Department and the project has slowed to a crawl with oversized volumes that are delicate and need to be dis-bound for scanning and reassembled afterwards.

ILL

Statistics from OCLC are one month behind and cover February. We had 47 requests from CPL users for materials from other libraries. Response time by other libraries, likely due to the pandemic, averaged a 14 day and 12-hour turnaround on our patron's requests for books and materials, and no data for our patron's requests for copies. Partner libraries made 741 requests through OCLC to borrow from CPL and made requests through ALA forms. CPL staff managed a response time for books of 5 days and 17 hours and an 8-day 4-hour turnaround for copies. We again had many ILL requests from incarcerated persons and general researchers using ALA forms. There were 5 copy requests.

Staff Development

Staff were trained to use the new i2s CopiBook scanner after it was installed this month. Staff also reviewed training on the new high speed microfilm scanner.

Preservation

As of March 29th, preservation received 67 items and returned 39 items. Twelve 4 flaps and 30 labels were prepared. The team did 36 complex and 28 simple repairs on codex books. We completed 15 complex and 4 simple flat paper repairs on difficult oversized maps and plans, including washing, and mending. We continued working on an inventory of artwork in the library system, focusing on branches in phase 1b of the master plan. The artwork in Walz has been stored at the Lakeshore facility. Brooklyn and MLK are in progress. The rest of 1b is still being planned.

Media

The video explicating our Ora Coltman mural, *Dominance of the City*, was included in a Google Cultural Institutes display online.

Planning Activities

We continue to plan for art moves and storage of art. Brooklyn is next on our list. Patrons and staff have expressed interest in an in-person chess club. We have been involved in planning an exhibit related to Langston Hughes. We are working with IT to put more of our digitization tracking and applications in the cloud.

OHIO LIBRARY FOR THE BLIND AND PRINT DISABLED

Activities

For March 2022, OLBPD circulated 88,363 books and magazines directly to patrons. The substantial increase in monthly circulation is a direct result of migrating patrons over to duplication-on-demand (DoD) and is only temporary through the conversion. OLBPD also circulated an additional 7,578 Dimensions newsletters to readers, along with 2,616 e-newsletter notifications. OLBPD registered 112 new readers to the service. Approximately 680 BARD patrons among 1,352 active users downloaded 12,611 items.

OLBPD completed its DoD patron conversions this month. All patrons receiving talking books are now receiving DoD cartridges. The conversion lasted approximately 11 weeks. Next, OLBPD is arranging to return its collection of single copy digital books and waiting on the arrival of mass shipping containers and boxes from the National Library Service (NLS).

OLBPD is scanning patron applications to transition them from the paper vertical files to digital copies stored in Microsoft's SharePoint Document Center. NLS requires network libraries to keep electronic or paper copies of certified applications on file for all registered patrons.

On March 7th, Cleveland Public Library's (CPL) Marketing Team met to discuss progress on OLBPD's logo re-design to include its newly revised name; activities to commemorate the 125th anniversary of OLBPD; and creating digital marketing boards promoting OLBPD throughout CPL.

OLBPD staff participated in remote programming and provided information and talks about the service during the Cleveland National Federation of the Blind (NFB) meeting on March 18th; Springfield NFB meeting on March 19th; and an NFB at Large Meeting on March 27th.

In March, OLBPD Librarian Michelle Makkos arranged an adult book club virtual visit with author Haben Girma on March 10th, as they met to discuss her book *Haben*. On February 10th, the OLBPD school chat students met remotely for a Story Time discussion of *The Great Indoors* by Julie Falatko.

PUBLIC ADMINISTRATION LIBRARY

Programs/Exhibits

Popular continues to share titles and a display for Women's History Month was created.

Collections

PAL provided History with several dates of *Index to Cleveland Newspapers/Cleveland News Index* for digitization.

History will inform us if PAL's titles will be needed for the project.

Staff finished scanning the 1999 Cleveland Landmarks Minutes and Proceedings Binder. All scans of the Cleveland Landmarks Minutes and Proceedings are forwarded to the CPL Digital Library for future additions to the CPL Digital Gallery.

Transferred

PAL transferred 18 titles and withdrew 8 titles.

A Cleveland City flag provided by Mr. Bradley was delivered to John Skrtic at Main Library.

Reference Questions Unique to PAL

- Assisted a patron with email questions concerning Cleveland air quality.
- Assisted patron with ASCE 7-05 information.
- Assisted law department with ordinances.
- Assisted patrons with Cleveland codified ordinances concerning dog leashes and parking.
- Assisted patron with City of Cleveland budget information.
- Assisted patron with bridge information.
- Patron researched *Cleveland's Residential Tax Abatement Study: Its Impact, Effects, and Value*.
- Assisted patron with information concerning capping of oil and gas wells.
- PAL assisted the Cleveland Documenters organization with researching the origins of the Cleveland Boxing and Wrestling commission which was founded in 1916.
- A patron visited PAL to find resources on Statistical Planning Areas in Cleveland.
- PAL assisted the Brooklyn Branch for a patron researching Cleveland noise ordinances.
- PAL assisted a patron with understanding the contract bidding process for doing business with the City of Cleveland.

Outreach

The first Lunchtime Knitting Circle for 2022 on March 9th was attended by 5 who appreciated the gathering. Deborah Hajzak dropped off a donation of beautiful yarn.

Staff

The mask mandate for City Hall has been lifted this month.

City Hall had a fire drill March 25th.

ARCHIVES

Visits to the Library

A researcher from the Cleveland Landmarks Commission and the Ohio History Service Corps visited Main Library to

view material on the East 131st Street Branch building, which was designed by Cleveland architectural firm Walker and Weeks and constructed in 1929, in preparation for submitting a preliminary questionnaire to the State Historic Preservation Office (the first step in nominating a property for the National Register of Historic Places). The art deco building features bas-relief terra cotta tiles in the recessed entrance arch and pale blue glazed tiles across the front façade. A finding aid for branch material was created, and items pulled from the Archives on the branch included architectural drawings, photographs, buildings records, and annual reports.

Research

Research on the history of institutional/strategic planning at the Library was conducted, and a report was produced. In 1939, shortly after the retirement of longtime director Linda A. Eastman, library surveying expert Leon Carnovsky and his team studied the professional operation of the Library, and one of their recommendations was that a department devoted to institutional self-analysis and planning be created. The Planning and Research Department was finally created in 1977, under the direction of Director Ervin J. Gaines and Deputy Director Marian A. Huttner. The scope of the department was focused on the design and execution of special projects; the planning for change in Library operations; and the assumption of routine administrative responsibilities. In 2012, the Planning and Research Department was renamed the Knowledge Office, and in 2021, the department's name was changed to the Strategy Office.

Research on former staff member Louis S. Rubin, who was formerly known as Leonid S. Rubinchek, was compiled and shared with Mr. Rubin's son, Joseph L. Rubin. The elder Mr. Rubin, who was born in Lithuania in 1911, was a checkers prodigy as a young man; he immigrated to the U.S. at age 18 and joined the Library in 1942, where he worked in the History Department with Gordon W. Thayer, curator of the John G. White Collection, until 1950. While at the Library, Mr. Rubin translated the first 30 volumes of the *Krasnyi Arkhiv* (the Red Archives), a digest of the Central Archive Department of the U.S.S.R. that documented the social, scientific, political, economic, and cultural development of Russia by publishing documents in their original form. The *Krasnyi*

Arkhiv was published from 1922 to 1941; Mr. Rubin's translation was published by Cleveland Public Library in 1947.

BRANCH NARRATIVES

D1 EASTMAN (closed for FMP) - Children's Librarian Feliciano presented virtual Story Times to pre-kindergarten students. Library Assistant Youth Emphasis Sommer assisted with the Fulton Derby reading contest. Manager Lauver participated in virtual meetings, including the Westown CDC annual meeting. He also participated in NEO-RLS professional development webinars, including *The Silver Tsunami and Your Library*.

D1 LORAIN (closed for FMP) - Manager Tancak received the Sustainability Award from Northwest Neighborhoods during the annual meeting for her work with the Lorain Branch community garden and the implementation of gardening programs at the branch. Tancak also attended the NEO-RLS webinar *Transforming your Library and Community through Relationship-Focused Service*. Library Assistant Computer Emphasis Hooper co-taught the inaugural course *My Digital Life*. Adela Santana presented Dr. Seuss and community helper-themed Story Times.

D1 ROCKPORT - Rockport hosted two more AARP tax sessions, a recruiting event for TSA, and ProjectArt. Library Assistant Computer Emphasis Emily Crompton and Manager Lykins participated in the Employee Engagement Taskforce. Ms. Crompton attended the Dublin Committee meeting. Mr. Lykins attended the Greater Cleveland Food Bank's Harvest for Hunger Kickoff, co-chaired a Harvest for Hunger Committee meeting, and created CPL's Virtual Food Drive.

D1 BBTTC @ Rockport - The BBTTC featured an Engineer for the Week showcase that included scratch challenges, door prizes, swag, snacks, and robot coding. Jill Pappenhagen started in-person outreach to Artemus Ward. Ms. Pappenhagen also attended an iRobot Root Workshop.

D1 WALZ (closed for FMP) - March was the last month Walz was open to patrons. The week of March 2nd served as a goodbye for past Walz staff and VIPs. The commemoration included refreshments, historical displays, and an opportunity to walk through the old building.

D1 WEST PARK (closed for FMP) - Regional Director and Manager Dalby visited West Region branches with SPS Director Monroe Goins.

D2 BROOKLYN - Manager Roberts led Story Times with a spring theme for Denison second graders. Mr. Roberts also delivered three boxes of book resources to HSA-Denison. Library Assistant Computer Emphasis Kolonick created crafts that included Spring-y Flowers and Paper Turtles for Denison students.

D2 CARNEGIE WEST - The TSA held a recruitment event that drew over 60 applicants for security officer positions at area airports. An employment recruitment and resource table was hosted by the Cleveland Clinic. Manager Guinther hosted a library information table at the Cleveland Seed Bank's annual Seed Swap. Children's Librarian Zaluckyj completed the PLA's 6 month Advancing Family Engagement in Libraries workshop series.

D2 FULTON - Fulton hosted Legal Aid, which assisted 59 patrons with civil legal matters. LegalWorks continued, assisting patrons with criminal legal matters and expungement of criminal records. Storyteller Carolina Borja hosted a Story Time in Spanish which included puppets to two local daycares. A weeklong Coding Camp for 3rd-8th graders was run by children's Librarian Karen Kelly-Grasso. Branch Manager Barrett assisted with the Staff Appreciation Day and assisted in working on the Marketing guide for the National Library Week Branch Conference.

D2 JEFFERSON (closed for FMP) - Children's Librarian Grasso and Manager Capuozzo met with the new Youth Director of Merrick House to plan activities in April using MyCom grant funds. Ms. Grasso and Mr. Story returned to Tremont Montessori School to present weekly Story Times to two Pre-K classes and three 1st-3rd grade classes. Ms. Grasso and Ms. French worked with the Women's ERG on programs for Women's History Month. Mr. Capuozzo partnered with the Literature Department and Plexus to coordinate programs to support the Rainbow Readers ERG's Cleveland International Film Festival community partner film.

D2 SOUTH - Staff contacted all the CMSD school teachers and daycare providers in the service area informing them

that the library is open for branch visits as well as promoting in-person programming. This month the branch received the first-class visit, a classroom of preschoolers from Buhner Elementary School visited the branch for a Story Time.

D2 SOUTH BROOKLYN - The branch kicked off National Women's History Month with a display of silhouettes created from the images of female leaders. Library Assistant Youth Emphasis Cruz read *Monkey with a Tool Belt* and *Someone Builds the Dream* during Story Time programs. Mr. Cruz also created Dr. Seuss-inspired window art which was posted on Facebook and reached 1,500 people. Assistant Manager Houghton worked with the Technology sub-committee of the National Library Week Branch Conference Committee to help streamline the presentation of digital programs. Ms. Houghton also led the monthly book discussion for *Chatter: The Voice in Our Head, Why It Matters, and How to Harness It*.

D3 GARDEN VALLEY - Public Services Manager Maria Estrella met with Ward 5 Councilman Richard Starr to discuss the Central Digital C/Central Surge initiative of registering 500 Central neighborhood residents to receive internet access. Staff welcomed Walz Branch Clerk Cristyle Frye. Clerk Marla Peterson resigned.

D3 HOUGH - Staff welcomed a new Page, Nicole Smith. Children's Librarian Manisha Spivey conducted virtual Story Time at Lexington-Bell Daycare. She read *Macca the Alpaca* by Matt Cosgrove and *I'm the Best* by Lucy Cousins and sang *Hello, hello*, and *If You're Happy and You Know It*. Public Services Manager Lexy Kmiecik attended OLC's Programming Committee for the 2022 Convention and Expo.

D3 MARTIN LUTHER KING - The Black Women Coping in Community series started at the branch. The series is a part of a Literary Cleveland Amplify Project and included a panel discussion about coping, poverty, medical racism, environmental racism, underemployment, unemployment, work and wage discrimination, and police abuse/brutality.

D3 STERLING - Manager Rudzinski attended the St. Vincent Charity Medical Center Community Advisory Board meeting. Ms. Rudzinski and Woodland/Garden Valley dyad Manager Estrella, met with Richard Starr, Ward 5 councilman, Jeff Scott, CEO Boys & Girls Club of Northeast Ohio, and

a representative from DigitalC regarding the Emergency Connectivity Fund grant. Ms. Rudzinski invited Councilman Starr to host a meet and greet at the Sterling Branch. Children's Librarian McCord resumed in-person outreach with Story Time at The Learning Adventure. The Yarn Craft Club, a new initiative at Sterling, met virtually. Ms. McCord, assisted by Antonio Williams, held two in-person programs celebrating Mardi Gras and St. Patrick's Day.

D3 WOODLAND (closed for FMP) - Public Services Manager Maria Estrella attended *Taking Care of Self, Staff, and Community*, and *2022 Northern Ohio Women in Leadership Symposium* webinars. Clerk Shannon Muhammad participated in the *We Are Not Okay* webinar, and Day in the Life of the ReImagined Branch.

D4 EAST 131 - The branch hosted the Middle School Hygiene Program in partnership with Mt. Pleasant MyCom and Case Western Reserve University. Staff welcomed West Park Branch's Library Assistant Computer Emphasis Katie Power. Children's Librarian Kelli Minter distributed Dr. Seuss Take n' Make crafts to Charles Dickens Elementary School. Clerk Pat McCoy offered the Cricut Making Craft Shamrocks program. Public Services Manager Marina Márquez attended the Books & Bikes for the final session of PLA's Advancing Family Engagement. In partnership with the Cuyahoga County Department of Health and Human Services Division of Senior and Adult Services, the branch hosted the Benefits Checkups/HEAP event to ensure all seniors were aware of the Home Energy Assistance Program.

D4 FLEET - Children's Librarian Forfia read books with spring and St. Patrick's Day themes at nine area schools including All Around Children and Loving Cup Kids Academy. Books included *How to Catch a Leprechaun* and *Fletcher and The Springtime Blossoms*. Library Assistant Youth Emphasis Fullmer attended the Marketing Committee Meeting helping with National Library Week at the branches. Manager Peters and Public Services Associate Konkoly met with University Settlement adult wellness Program Manager Allison Woods to discuss a partnership. Ms. Peters began planning a fall programming series with Executive Director Becca Britton of Neighborhood Pets Cleveland, a Slavic Village Community Partner.

D4 HARVARD LEE - Take n' Make craft 3D kites were shared with ten families. Oak Street Health conducted free blood-pressure checks. Manager Kristen Schmidt and Children's Librarian Olivia Morales toured the newly-renovated Shaker Heights Main Library. Ms. Morales attended the Promoting the *Positive Racial Identity of Black Infants and Toddlers in Early Childhood* webinar. Staff welcomed a new Page, Leah Smith.

D4 MOUNT PLEASANT - The Branch added two new services, which were The Seed Library and the Library Foundation Book Sale Cart. Staff attended an outreach event with Murtis Taylor called Diversity-Dabbing into our Uniqueness a Celebration of Cultures, and provided information about upcoming youth programs and services. Children's Librarian Mark Tidrick attended training for a collaboration with Andrew J Rickoff School that will allow students to build robots using UKits. Cuyahoga County Division of Adult and Senior Services hosted HEAP/Benefits Check-Up sessions in the meeting room for seniors and adults with disabilities.

D4 RICE - Staff had a two-hour staff meeting based on customer service. Staff hosted Women's History Month Crown and Famous Figures Mask and Magnets crafts. Staff also created a Facebook post promoting the art gallery at Rice which showcased all the artwork handmade during Youth Art Month. Gardening 101 was held with OSU Extension teaching children how to make their own vinegar. Scholars learned about nature and animals, discussed butterfly and plant forms and function, lifecycles, during the Nature, Bugs and the Life Cycle with the Botanical Gardens. Ms. Perkins' pre-kindergarten class enjoyed Story Time with *The Spring Book* by Todd Parr and *I Am Thinking My Life* by Allysun Atwater. Library Assistant Computer Emphasis Ben Ford created Facebook posts promoting the checkout of "Academy Award Winners" and "Women's History Month" materials.

D4 UNION - Children's Librarian Tamara Steward visited Nathan Hale, Miles Park, and E Prep Woodland Hills to perform Story Times. Manager Marcie Williams attended the Mycom Southeast community meeting, in which business owners and stakeholders met to discuss the vision for each neighborhood. Ms. Williams attended the St. Martin De Porres partner appreciation Lunch of Champions Event.

D5 ADDISON - Children's Librarian Heidi Malinoski participated in a webinar entitled, *Early Childhood Investigations Engaging Presentations Everyone Will Love*. Library Assistant Computer Emphasis Shavonne Bolton participated in LinkedIn Learning webinars *Addition: A Community Issue* and *Stepping up Your Webcam Video Presence*. The branch's book club was conducted at Eliza Bryant Village Adult Day Care Program where they discussed *A Man called Ove*. Staff distributed Take n' Make crafts with KMPG books.

D5 COLLINWOOD - Staff welcomed a new Page, Jennifer Mason, Library Assistant Computer Emphasis Shelia Mudgett-Price from Walz Branch, and Page Jennifer Draeger from Walz Branch. Manager Caroline Peak provided branch programs and services in the African American History Program at Memorial School, Collinwood Block Clubs, and community events. NEORSO trained staff on ways to help patrons save on sewer charges and apply for special utilities saving programs.

D5 GLENVILLE - Library Assistant Youth Emphasis DiFranco Barnes engaged seventh graders at Patrick Henry with in-the-classroom UKit robots twice a week. LegalWorks offered free walk-in legal help on Mondays. Walz Branch Manager Jeanmarie Gielly was welcomed at the Glenville Branch to provide staff leadership.

D5 LANGSTON HUGHES - The Shirley Graham DuBois traveling exhibit was on display for Women's History Month. In conjunction with Lake Erie Ink, the staff celebrated Comic-Con 2022 with Mary Bethune students. Front International continued its work at the branch with the project entitled Langston's Place. Manager William Bradford attended the *Mysteries of the Library* webinar. Staff welcomed a new page, Hafsah Abdullah.

D5 MEMORIAL NOTTINGHAM - Memorial Nottingham Branch hosted their monthly adult program entitled *Conversations with Men in the Community*, which was led by Library Assistant Computer Emphasis Giovonni Braden-Dorsey and Library Assistant Youth Emphasis Marvin Benton. Children's Librarian Joanna Rivera created St. Patrick's Day Take n' Make crafts for families. Patrons that attended the Spring Equinox STEM program sought signs of spring and noted different cloud changes.

OUTREACH & PROGRAMMING SERVICES

SUMMARY

During the month of March, the Library hosted a number of programs and events in celebration of Women's History Month. In addition, with the relaxation of COVID restrictions, the Library saw a considerable increase in community requests for the use of public meeting rooms.

YOUTH

Youth Art Workshops facilitated by the Art Therapy Studio were offered two days a week for school-age and high school students at the following branch locations: Hough, Sterling, South, and East 131st. To accommodate remote students, a virtual option was also made available. Also, monthly virtual adult workshops were offered for caregiver self-care. Branch sessions were held in person for the entire month of February.

Due to staffing shortages, the Library discontinued after-school tutoring at the Mt. Pleasant branch in late March. However, in-person after-school tutoring continued at ten locations and an additional virtual-only site coordinated by the staff at the Garden Valley Branch.

EDUCATION

Young Scholars Academy (YSA), a kindergarten readiness program designed for children, continued their virtual Beginners and Transitional sessions on Tuesdays, Wednesdays, and Thursdays throughout the month of March.

In partnership with the Cleveland Municipal School District, the Library sponsored the MyLense photography program at John Hay High School. Throughout the month 30 scholars participated in six sessions that report a high-level of engagement and student participation. Additionally, participant's photography is currently on display at the Museum of Contemporary Art (MOCA) through the end of the summer.

ENGAGEMENT

New York Times bestselling and award-winning author and American Ballet Theatre principal dancer Misty Copeland kicked off the 2022 season of Writers & Readers on

Saturday, March 19. Tony Sias, president and CEO of Cleveland's Karamu Theater engaged Copeland in a conversation about her journey to becoming the first Black principal dancer at the American Ballet Theater. Her most recent book, *Black Ballerinas: My Journey to Our Legacy*, pays tribute to Black Ballerinas, who have influenced her on and off the stage.

DIVERSITY & INCLUSION

In recognition of Women's History Month on Tuesday, March 15, 2022, at 5:00 pm, the Cleveland Public Library hosted a candid conversation about life experiences and unique barriers for women of color. Minda Harts, Speaker & New York Times best-selling author of the MEMO and *Right Within*, and the creators of Project Noir & Enlightened Solutions Chinenye ("ChiChi") Nkemere and Bethany Studenic facilitated this conversation in the Louis Stokes Wing Auditorium.

On Wednesday, March 23, at 6:00 pm, the library held its third conversation, *The Intersection: A Conversation On Gender, Class, And Victimization* of its 2022 DiverseCITY Cleveland program series. This conversation was led by the Cleveland Rape Crisis Center in recognition of Women's History Month.

ERG Events and Outreach

On Tuesdays, the Women's ERG Talk hosted four 60-minute education sessions for CPL staff to acknowledge Women's History Month.

Tuesday, March 8 at 11 am - Education Discussion on Racial Disparities in Maternal and Infant Health

Dana Langford, the co-founder of Village of Healing Women's Health Clinic, presented an educational discussion on racial disparities in maternal and infant health.

Tuesday March 15 at 11:30 am - Moderated Panel Discussion Featuring 5 Women Authors Who are Making Strides in Cleveland

Angela Flowers of Making a Difference Consulting / CFTS hosted and moderated a panel discussion featuring five women authors making strides in

Cleveland, Micheale Eccleston, Ebony Hull, Tamara Barkley, and Dr. Donisha Bailey.

Tuesday March 22 at Noon - Our Bodies Through the Ages

The Neighborhood Family Practice conducted a Lunch-and-Learn program to discuss how female bodies age through the years.

Tuesday March 29 at 11 am - What is Imposter Syndrome and How to Overcome

For its final Women's History Month program, Talk on Tuesday, the Women's ERG secured Ms. Haja Tunkara, the owner at GeMir Project Consulting Corp. Ms. Tunkara is a certified Project Management Professional, who presented on "Imposter Syndrome," what it is and how Women can work to overcome this syndrome.

LEADERSHIP EDUCATION

On March 25, CPL's inaugural Leadership Education Program held its fifth module, *Levels & Leading Strategic Conversations for Increased Accountability*. Module five was developed in a two-part structure. The first portion of the module was created to have the participants focus on the many interpersonal aspects of inspiring work through others and the skills needed to manage that work for greater efficiency and productivity. During this portion of the module, the participants learned strategies for inspiring and managing work through others at all levels of the organization and how to create an actionable plan to apply the tools to specific workplace scenarios.

The second half of the module was designed to provide tips and tools for the participants to create a workplace where all employees from all different cultural backgrounds are willing and empowered to engage at work fully.

STAFF

Melanie McCarter, Project Coordinator, Outreach & Programming Services, resigned from her position on March 31st, 2022.

EXTERNAL RELATIONS & DEVELOPMENT AND FOUNDATION

EXTERNAL RELATIONS & ADVOCACY UPDATES:

- *Goal: Increase Elected Officials and Key External Stakeholders' Awareness and Understanding of CPL's Community Impact*
 - ***Elected Official Engagement***
 - Facilities Master Plan (FMP) Branch Updates
 - Virtually met with newly elected Councilmembers presenting an overview of the FMP
 - Deborah Gray, Cleveland City Council, Ward 4
 - Stephanie Howse, Cleveland City Council, Ward 7
 - Continued to apprise local legislators of FMP updates for the branches in their jurisdiction
 - Virtually met with Councilwoman Rebecca Maurer, Cleveland City Council, Ward 12 to discuss public art initiatives with partners at LAND studio
 - ***External Stakeholder Engagement***
 - FMP Branch Updates
 - Continued to apprise community development corporations (CDC's) of FMP updates for the branches in their jurisdiction
- ***Additional External Relations & Advocacy Efforts***
 - Coordinated efforts for staff to meet in-person at Sherwin-Williams to review STEM kits
 - Continued preparations for Ohio Library Council's Legislative Day taking place in downtown Columbus (April 6)

CPL DEVELOPMENT UPDATES:

- *Goal: Align fundraising to support CPL's new strategic plan*

- o Fundraising
 - Secured grant funding for Asiatown Artbox
 - Secured funding for Young Scholars Academy
 - Secured funding for survey of African American History of NE Ohio
- **Additional CPL Development Efforts**
 - o Finalized preparations for Library Giving Day (April 6)
 - o Integrated new giving platform (Just Giving) for Library Giving Day

CPL FOUNDATION UPDATES:

- **Goal: Reach Financial Targets**
 - Continued to advance the Foundation's 2022 financial targets
- **Additional CPL Foundation Efforts**
 - CPL Foundation Board
 - Held monthly Executive Committee meeting
 - Held Finance Committee meeting

ADDITIONAL DEPARTMENT EFFORTS:

- Staff attended conferences/virtual conferences/webinars including:
 - o Google Analytics for NXT Donation Forms
 - o Ohio Library Council's Legislative Day Preparation Webinar
 - o Integrating Blackbaud Raiser's Edge NXT and Just Giving Webinar

COLLECTION & TECHNICAL SERVICES

Director of Collection and Technical Services Sandy Jelar Elwell, Collection and Acquisitions Manager Corrine Alldridge, and Collection Management Librarian Laura Mommers met virtually with Midwest Tape Account Executive James Gonzalez and ODC/Processing Coordinator Alishia Pratt to discuss creating new accounts to use

for purchasing non-book materials for Opening Day Collections at the branches.

Ms. Jelar Elwell and Materials Handling Supervisor James Clardy participated in the "Day in the Life of the ReImagined Branch" presentation that was held at the Lake Shore facility for the managers and some of the staff from the branches in Phase 1A of the Facilities Master Plan (FMP). Ms. Jelar Elwell attended Kanopy's first quarter Public Library Town Hall meeting, and the Talk on Tuesday programs that were provided by CPL's Women's Employee Resource Group (ERG) for Women's History Month.

Collection and Technical Services staff attended the Staff Appreciation Day Service Awards Presentation, the Louis Stokes Wing (LSW) Storage Project Townhall, and the All-Staff Town Hall meeting.

Acquisitions: The Acquisitions Department ordered 6,312 titles and 7,210 items (including periodical subscriptions and serial standing orders); received 27,882 items, 1,217 periodicals, and 122 serials; added 283 periodical items, 34 serial items, 98 paperbacks, and 337 comics; and processed 1,269 invoices.

Acquisitions Coordinator Alicia Naab and Collection and Acquisitions Manager Corrine Alldridge worked together to align communications when vendor Mark Strok from Capstone Books contacted the Library several times regarding orders for the International Languages Department and possible branch orders. Ms. Naab and Technical Services Librarian Erin Valentine created a workflow for oversized materials being returned to the Special Collections Department.

Technical Services Librarian Tonya Jenkins returned from a leave of absence on March 21.

Catalog: Staff cataloged 3,287 titles and added 4,276 items for Cleveland Public Library. The Department also added 2,577 titles, merged 55 records, and made 141 corrections for CLEVNET member libraries. Due to Clerical position vacancies in Collection and Technical Services, the Librarians began including trucks of Branch books in their regular responsibilities.

Technical Services Librarian Yeshe Dugarova-Montgomery created original cataloging or upgraded records for eight books in Estonian, Latvian, and Lithuanian. She also created her first local bibliographical record for a mobile hotspot device for a CLEVNET Library.

Technical Services Librarian Erin Valentine cataloged six games for CLEVNET members, the first time she did so for games submitted through the CLEVNET original cataloging template.

Technical Services Librarian Michael Gabe began working on some unusual Eastern European, German, and Slavic language gift books. Highlights include an 11-volume set on Ukrainian history and a 27-volume encyclopedia of Hungarian counties and cities. Mr. Gabe also completed a truck of Polish audiobooks, most of which required original cataloging, and assisted Cleveland Digital Public Library staff with a patron inquiry about how to archive and catalog a personal collection.

In cataloging some books on the occult for Special Collections, Technical Services Librarian Barbara Satow realized that the author identified on two special edition reprints cataloged by the Library of Congress was wrong. Ms. Satow contacted the Library of Congress through their website and received confirmation that she was correct as well as additional information about the books so she could update the WorldCat records.

Ms. Satow and Ms. Valentine continued to spend up to one day per month at Main Library as part of the Embedded Catalog Librarian Project. Ms. Satow created five original records for the Map Collection, including a road map for Cuyahoga County from 1915 and a road map for Lake County dated 1917. She also cataloged a chart of municipal government agencies in Cleveland from 1936 for the Center for Local and Global History. Ms. Valentine created original catalog records for five manuscripts from the East India Company collection and a related name authority record for a Company officer, as well as two original records for chess books. She also cataloged a 1913 book on art reproduction. "L'imprimerie d'art," published in Brussels.

Librarian Amei Hu attended the 2022 Council on East Asian Libraries Cataloging Workshop online on March 18. The workshop focused on next generation cataloging, linked data, BIBFRAME, and Chinese, Japanese, and Korean

cataloging updates. It also included a discussion of pending Chinese rare book cataloging guidelines. Ms. Valentine and Catalog Manager Andrea Johnson attended CPL's Women's Employee Resource Group (ERG) program, "Our Bodies Through the Ages" on March 22. Technical Services Librarian Celia Halkovich attended the ERG's program about the Impostor Syndrome on March 29.

Collection Management: Collection Management selected 1,239 titles and 4,295 copies in March and spent slightly over \$72,000 on physical materials and \$30,000 on eMedia. In addition, over 200 titles and 1,400 items were selected for Opening Day Collections.

Collection and Acquisitions Manager Corrine Alldridge and Collection Management Librarian Laura Mommers met with Jefferson Branch Manager Steve Capuozzo to discuss the selecting of materials for the Opening Day Collection at the Jefferson Branch and assisted Mr. Capuozzo with sorting and evaluating branch materials stored at Lake Shore. Ms. Mommers attended the online seminar "HarperCollins Children's Books Summer 2022 Librarian Preview."

High Demand: The High Demand Department ordered 1,236 titles and 5,911 items; received and added 4,909 items; processed 390 invoices; and added 602 records for the CLEVNET libraries.

High Demand Librarian Dale Dickerson continued to work on the project of assigning categories for picture books purchased for Opening Day Collections.

Materials Processing: The Materials Processing Technicians processed 7,697 items for the month.

Shelf/Shipping: The staff of the Lake Shore Shelf/Shipping Department sent 38 items to the Main Library for requests and 83 items to fill holds. Main Library received 214 telescopes, the Branches received 146 telescopes, CLEVNET received 49 telescopes, and CSU, CWRU, and Tri-C each received 2 telescopes. A total of 415 telescopes were shipped out. The Technicians sent out 730 items of foreign material and a total of 10,291 new items were sent to the Acquisitions and High Demand Departments.

MARKETING & COMMUNICATIONS

EXECUTIVE SUMMARY

In March, Cleveland Public Library held its first Writers & Readers event of the year featuring Misty Copeland. Various branches held Women's History Month events and programs. The St. Patrick's Day parade made a triumphant return to downtown Cleveland and library staff marched on behalf of the library. Director Thomas moderated a City Club forum with author Luke Epplin discussing his book about baseball. We also became a community partner for a CIFF 46 documentary film.

Our marketing efforts included media releases, social media and digital (cpl.org, Off the Shelf, community calendars), and printed materials.

Library Programs & Services

***Objective:** Remain relevant by promoting programs and services to help Greater Clevelanders thrive.*

WRITERS & READERS: MISTY COPELAND: The library held its first Writers & Readers event of the year, welcoming renowned ballerina and New York Times bestselling author Misty Copeland. She discussed how she leapt over many barriers in adolescence to become a professional dancer and eventually the author of *Black Ballerinas My Journey to Our Legacy*. The event was held virtually. An Afro-Fusion and Step Dance Workshop was held at MLK Branch as an accompaniment to the program.

MEDIA COVERAGE:

<https://www.beaconjournal.com/story/lifestyle/2022/03/13/marc-crail-ales-out-school-w-dennis-keating-cleveland-and-the-civil-war/9438880002/>

<https://clevelandmagazine.com/things-to-do/articles/10-things-to-do-this-weekend-in-cleveland-march-17-21>

OUR TEAM: HOW CLEVELAND CHANGED BASEBALL..AND AMERICA:

Director Thomas moderated a discussion with Luke Epplin, author of *Our Team: The Epic Story of Four Men and the World Series* at the City Club. The book digs into the

story of the 1948 Cleveland MLB season and the way that it helped to bridge racial divides.

MEDIA COVERAGE:

<https://www.cityclub.org/forums/2022/03/30/our-team-how-cleveland-changed-baseballand-america>

<https://www.cleveland.com/entertainment/2022/03/our-team-author-luke-epplins-book-intertwines-4-narratives-behind-1948-world-champion-cleveland-indians.html>

OVERDUE: The Candid Conversation Women of Color Need to Have More Often:

As part of Women's History Month, we hosted a discussion about inequities women face in the workplace included panelists: Minda Harts, New York Times best-selling author, and the creators of Project Noir and Enlightened Solutions, Chinenye Nkemere and Bethany Studenic.

To honor Women's History Month, we hung banners featuring a quote from Ruth Bader Ginsburg on the Louis Stokes Wing and distributed to all branches as well.

MEDIA COVERAGE:

<https://www.news5cleveland.com/news/local-news/cleveland-metro/cleveland-public-library-hosting-events-to-celebrate-womens-history-month>

<https://allevents.in/cleveland/overdue-the-candid-conversation-women-of-color-need-to-have-more-often/10000274449334347>

ST. PATRICK'S DAY PARADE: Cleveland Public Library staff participated in the St. Patrick's Day Parade for the first time since the 2 year hiatus due to COVID-19. Banners to celebrate were hung on the Louis Stokes Wing's exterior.

MEDIA COVERAGE:

<https://photos.clevescene.com/everything-we-saw-at-the-2022-st-patricks-day-parade-in-downtown-cleveland/?slide=68&enp-0752-4>

<https://photos.clevescene.com/everything-we-saw-at-the-2022-st-patricks-day-parade-in-downtown-cleveland/?slide=77&enp-4355-3>

<https://photos.clevescene.com/everything-we-saw-at-the-2022-st-patricks-day-parade-in-downtown-cleveland/?slide=142&enp-4356-6>

PARTNERSHIP WITH CIFF: The Rainbow Readers Employee Resource Committee (ERG) is a community partner of Cleveland International Film Festival documentary film *No Straight Lines: The Rise Of Queer Comics*. In association, Dr. Valentino Zullo, scholar in residence for Ohio Center For The Book, joins Don Boozer for a discussion about must-read titles for queer comics.

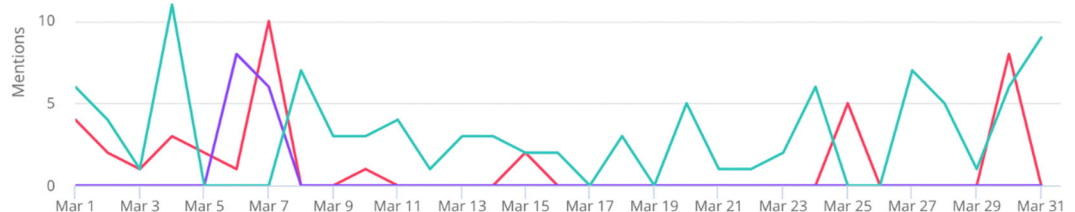
MEDIA COVERAGE:

<https://www.clevelandfilm.org/films/2022/no-straight-lines-the-rise-of-queer-comics>

<https://www.facebook.com/clevelandpubliclibrary/videos/5045513988845468>

PUBLIC RELATIONS OVERVIEW

Cleveland Public Library garnered 149 mentions for the month of March reaching more than 32 million people in national and local TV news, radio, and online and print.



Mentions 149

Audience 32,360,530

Publicity \$549,231

SOCIAL MEDIA SUMMARY

Broadcasts: Marketing continues to explore streaming opportunities, conversations, and content that promote learning and timely topics. Popular examples include:

- **The Next 400 Digital Round Table:** The Library hosted a discussion with WOIO 19 about mental health and coping with stress
- **Book Drops (recommended reading by CPL) themes:** Queer comics and current reads


Other digital content included photography and videography for World Puppetry Day, FMP projects, St. Patrick's Day, and book drops

Most Popular Posts by Platform:

Cleveland Public Library
Fri 3/4/2022 12:41 pm PST

New York Times bestselling and award-winning author and American Ballet Theatre principal dancer Misty Copeland will kick off the 2022 season of Writers &...

Writers & Readers: Misty Copeland



Writers & Readers
MISTY COPEL
Changing Dance Cu


Saturday,

Total Engagements	3,474
Reactions	482
Comments	51
Shares	86

@Cleveland_PL
Thu 3/17/2022 8:46 pm UTC

Cleveland Public Library
Thu 3/17/2022 12:11 pm PDT

It felt so good to march in the parade and celebrate #stpatrikcsday with Cleveland again! 🍀🍀



Total Engagements 701
Reactions 419
Comments 11
Shares 13

@Cleveland_PL
Fri 3/18/2022 8:59 pm UTC

Cleveland Public Library
Tue 3/15/2022 10:36 am PDT


The Library's Rainbow Readers donated a collection of LGBTQIA+ themed books to The Beyond Identities Community Center (BICC). BICC has served as a safe...



Total Engagements 439
Reactions 231
Comments 9
Shares 10

@Cleveland_PL
Wed 3/16/2022 8:24 pm UTC

What a perfect day to celebrate the return of the #Cleveland #StPatricksDay parade! 🍀🍀
<https://t.co/vYEMZc6Vah>




Total Engagements 137
Likes 31
Comments 0
Shares 4

Furniture for sale! Bring a piece of #CPLWalz home. Auctions end soon, so don't wait too long. 🏠👉
#OurFutureIsBuilding <https://t.co/CCyOIR5nO...>









Total Engagements 99
Likes 4
Comments 0
Shares 5

It's almost that time! Can't wait to see you at the #StPatricksDay parade tomorrow! 🍀🍀
<https://t.co/JtJyrafUqc>



Total Engagements 96
Likes 23
Comments 0
Shares 6

<p> clevelandpubliclibrary Wed 3/9/2022 5:07 am PST</p> <p>Rising Grill Korean BBQ, 3709 Payne Avenue (November 2021) This photo is part of the Neighborhood Photographic Survey Project. Find this photo and more...</p>  <table border="1"> <tbody> <tr> <td>Total Engagements</td> <td>172</td> </tr> <tr> <td>Likes</td> <td>165</td> </tr> <tr> <td>Comments</td> <td>1</td> </tr> </tbody> </table>	Total Engagements	172	Likes	165	Comments	1	<p> clevelandpubliclibrary Wed 3/16/2022 9:35 am PDT</p> <p>The Bake Shop and Cafe (November 2021). The photograph is an interior view of The Bake Shop & Cafe, home to the Roaming Biscuit. Located at 3615 Superior...</p>  <table border="1"> <tbody> <tr> <td>Total Engagements</td> <td>148</td> </tr> <tr> <td>Likes</td> <td>140</td> </tr> <tr> <td>Comments</td> <td>6</td> </tr> </tbody> </table>	Total Engagements	148	Likes	140	Comments	6	<p> clevelandpubliclibrary Fri 3/11/2022 8:00 am PST</p> <p>Finish this sentence. My favorite place in #Cleveland is ____ Add your answer to the wall at Main Library in the #Cleveland2020 Exhibition before the doors close on...</p>  <table border="1"> <tbody> <tr> <td>Total Engagements</td> <td>113</td> </tr> <tr> <td>Likes</td> <td>101</td> </tr> <tr> <td>Comments</td> <td>8</td> </tr> </tbody> </table>	Total Engagements	113	Likes	101	Comments	8
Total Engagements	172																			
Likes	165																			
Comments	1																			
Total Engagements	148																			
Likes	140																			
Comments	6																			
Total Engagements	113																			
Likes	101																			
Comments	8																			

PROPERTY MANAGEMENT

Carpenters/Painters

- Garden Valley- patched and painted wall in children's area.
- Rockport- patched parking lot and repaired handrail at front entrance.
- Mt. Pleasant - painted ceilings and stall in men's and women's public restrooms.
- P.A.L- cleaned all chairs at Public Administration Library.

Maintenance Mechanics

- Cleaned and repaired LSW humidifiers.
- Re-lamped and re-ballasted lighting at Rice branch.
- Completed ionization installation on HVAC systems at South Brooklyn and M.L.K branch.
- Continued with faucet replacement at Union branch.
- Replaced urinal in lower-level men's public restroom.
- Re-lamped lighting in LSW auditorium.
- Installed cameras at E.131 branch.
- Continued with the Lakeshore chiller project refrigerant recovery.
- Repaired and replaced cabinet unit heaters at Rice branch.

- Repaired Addison branch boiler controls.
- Completed Lakeshore auditorium lighting repairs.

FMP UPDATE

Jefferson Branch (Renovation with Addition)				
FMP Cost Estimate	Project Budget at GMP (Board Approved)	Current Budget	Difference (from GMP to Current)	Cost Dashboard Status
\$1,900,000	\$2,351,967	\$2,483,967	5.61%	
	Substantial Completion Date at GMP	Current Substantial Completion Date	Difference (days)	Schedule Dashboard Status
	4/6/2022	5/25/2022	49	
Library MBE Participation Goal	MBE Contract Participation at GMP	Library FBE Participation Goal	FBE Contract Participation at GMP	Diversity & Inclusion Dashboard Status
20%	35%	9%	51%	

West Park Branch (Renovation)				
FMP Cost Estimate	Project Budget at GMP (Board Approved)	Current Budget	Difference (from GMP to Current)	Cost Dashboard Status
\$4,700,000	\$5,139,779	\$5,329,779	3.70%	
	Substantial Completion Date at GMP	Current Substantial Completion Date	Difference (days)	Schedule Dashboard Status
	6/8/2022	6/30/2022	22	
Library MBE Participation Goal	MBE Contract Participation at GMP	Library FBE Participation Goal	FBE Contract Participation at GMP	Diversity & Inclusion Dashboard Status
20%	35%	9%	33%	

Woodland Branch (New Building)				
FMP Cost Estimate	Project Budget at GMP (Board Approved)	Current Budget	Difference (from GMP to Current)	Cost Dashboard Status
\$2,600,000*	\$7,527,592	\$7,808,306	3.73%	
	Substantial Completion Date at GMP	Current Substantial Completion Date	Difference (days)	Schedule Dashboard Status
	7/7/2022	9/1/2022	56	
Library MBE Participation Goal	MBE Contract Participation at GMP	Library FBE Participation Goal	FBE Contract Participation at GMP	Diversity & Inclusion Dashboard Status
20%	20%	9%	26%	
* The FMP indicated a renovation project. The plan subsequently evolved to a new Branch Building.				

Central Distribution Facility (Renovation with Infill)				
FMP Cost Estimate	Project Budget at GMP (Board Approved)	Current Budget	Difference (from GMP to Current)	Cost Dashboard Status
\$6,300,000	\$6,937,066	\$6,937,066	0.00%	
	Substantial Completion Date at GMP	Current Substantial Completion Date	Difference (days)	Schedule Dashboard Status
	8/3/2022	8/3/2022	0	
Library MBE Participation Goal	MBE Contract Participation at GMP	Library FBE Participation Goal	FBE Contract Participation at GMP	Diversity & Inclusion Dashboard Status
20%	23%	9%	38%	

Walz Branch (New Joint Use Building)				
FMP Cost Estimate	Estimated Project Cost at Design Development	Current Budget	Difference (from GMP to Current)	Cost Dashboard Status
\$6,500,000	\$7,945,894			
	Substantial Completion Date at GMP	Current Substantial Completion Date	Difference (days)	Schedule Dashboard Status
Library MBE Participation Goal	MBE Contract Participation at GMP	Library FBE Participation Goal	FBE Contract Participation at GMP	Diversity & Inclusion Dashboard Status
20%		9%		
* Walz Branch budget reflects Design Development cost reconciliation; GMP is anticipated by June, 2022				

Lorain Branch (Renovation with Addition)				
FMP Cost Estimate	Project Budget at GMP (Board Approved)	Current Budget	Difference (from GMP to Current)	Cost Dashboard Status
\$3,100,000	\$3,799,593	\$3,799,593	0.00%	
	Substantial Completion Date at GMP	Current Substantial Completion Date	Difference (days)	Schedule Dashboard Status
	10/21/2022	10/21/2022	0	
Library MBE Participation Goal	MBE Contract Participation at GMP	Library FBE Participation Goal	FBE Contract Participation at GMP	Diversity & Inclusion Dashboard Status
20%	32%	9%	41%	

Eastman Branch (Renovation)				
FMP Cost Estimate	Project Budget at GMP (Board Approved)	Current Budget	Difference (from GMP to Current)	Cost Dashboard Status
\$2,500,000	\$3,041,107	\$3,041,107	0.00%	
	Substantial Completion Date at GMP	Current Substantial Completion Date	Difference (days)	Schedule Dashboard Status
	12/6/2022	12/6/2022	0	
Library MBE Participation Goal	MBE Contract Participation at GMP	Library FBE Participation Goal	FBE Contract Participation at GMP	Diversity & Inclusion Dashboard Status
20%	27%	9%	41%	

Brooklyn Branch (Renovation)				
FMP Cost Estimate	Estimated Project Cost at Design Development	Current Budget	Difference (from GMP to Current)	Cost Dashboard Status
\$1,800,000	\$2,415,417	*		
	Substantial Completion Date at GMP	Current Substantial Completion Date	Difference (days)	Schedule Dashboard Status
Library MBE Participation Goal	MBE Contract Participation at GMP	Library FBE Participation Goal	FBE Contract Participation at GMP	Diversity & Inclusion Dashboard Status
20%		9%		

* Brooklyn Branch budget reflects Design Development cost reconciliation; GMP is anticipated by May, 2022

Rockport Branch (New Building)				
FMP Cost Estimate	Estimated Project Cost at Design Development	Current Budget	Difference (from GMP to Current)	Cost Dashboard Status
\$6,500,000	\$7,918,399	*		
	Substantial Completion Date at GMP	Current Substantial Completion Date	Difference (days)	Schedule Dashboard Status
Library MBE Participation Goal	MBE Contract Participation at GMP	Library FBE Participation Goal	FBE Contract Participation at GMP	Diversity & Inclusion Dashboard Status
20%		9%		
* Rockport Branch budget reflects Design Development cost reconciliation; GMP is anticipated by July, 2022				

MLK Branch (New Joint Use Building)				
FMP Cost Estimate	Project Budget at GMP (Board Approved)	Current Budget	Difference (from GMP to Current)	Cost Dashboard Status
\$10,000,000	\$14,701,486	\$14,701,486	0.00%	
	Substantial Completion Date at GMP	Current Substantial Completion Date	Difference (days)	Schedule Dashboard Status
	1/15/2024	1/15/2024	0	
Library MBE Participation Goal	MBE Contract Participation at GMP	Library FBE Participation Goal	FBE Contract Participation at GMP	Diversity & Inclusion Dashboard Status
18%	20%	9%	12%	
Budget indicated does not include \$5.2M proceeds of CPL sale of existing MLK property and new MLK air rights.				

SAFETY & PROTECTIVE SERVICES

Safety Services

- BADGE PRINTING SOFTWARE PURCHASED RE: UPGRADE AND MIGRATION
- IPS S2 server replacement purchased for Carnegie West.
- 3-23-22 (SIR22-0222) SOUTH BROOKLYN BRANCH: CLEVELAND POLICE WERE CONDUCTING SURVEILLANCE OF A PATRON ALLEGED TO BE

USING DRUGS AT THE NEARBY WALMART PARKING LOT. WHILE UNDER SURVEILLANCE THAT PATRON ENTERED THE BRANCH TO USE THE BATHROOM. AFTER EXITING THE BRANCH, POLICE ARRESTED THE PATRON FOR VIOLATION OF THE STATE DRUG LAW.

PROTECTIVE SERVICES

Activity

Month	Total Dispatch Activity	Total Alarms	Branch Incidents	Downtown Campus Incidents	Incident Reports Gen.	CPL access activities
Mar 2022	1782	25	31	12	134	67
Feb 2022	1665	28	50	16	123	60
Jan 2022	1945	61	19	8	101	30
Dec 2021	1731	28	69	32	121	47
Nov 2021	1900	36	32	19	126	46
Oct 2021	2438	19	83	27	239	59
Sept 2021	2199	24	27	34	197	28
Aug 2021	2339	38	69	15	188	28
July 2021	1999	38	30	18	86	30
June 2021	2088	24	63	27	125	26
May 2021	2374	36	25	22	155	32
April 2021	2145	61	37	26	95	36
March 2021	2326	54	12	5	119	28

Special Attention, Special Events, and Significant Incidents

- St. Patrick's Day Special Event conducted. No major incidents. Partnered with Cuyahoga County Emergency Management who provided "eye in the sky" drone surveillance for parade route.
- Global Cleveland hosted "Conversation with Mayor Bibb" at CPL LSW auditorium (3-30-22). An international group of approximately one hundred citizens visited CPL and learned more about the mayor's vision for the international community and Cleveland.

Protective and Fire Systems

- First quarter fire drills conducted at multiple branches and LSW.

- Communal Contractor conducted inspections on sprinkler systems at Lakeshore, Main, Hough, Sterling, Rice, Fleet.
- Met with CPL IT Chief J. Malcolm regarding upgrade recommendations to SPS dispatch office. Assessed dispatch office configuration. Juxtaposed those systems/processes with technology needs. Temporary solution provided.
- Met with IPS & Capital Projects re: FMP Phase 1a input. Discussed camera locations, camera requirements, intrusion alarms device layouts, motion sensors, after hour door release, access control.

Contract Security

- Continuing to monitor and assess Royce Security performance indicators.

Administration

- One on one meetings held with thirty-three officers.
- 20 Branch visits conducted & toured facilities with branch managers. Met with regional directors.
- Two new SPS officers on-boarded as of 3-30-22. They will be entering the first phase of one-on-one work with a field training officer FTO program (6 wks.) includes working at various locations, report writing, dispatch operations, library closing procedures, time keeping requirements, various other on-line training.
- Defensive Driving Course under review
- Participating in steering committee re: De-escalation training.

INFORMATION TECHNOLOGY & CLEVNET

The CLEVNET Directors Panel had its quarterly meeting on March 18, 2022. The panel accepted the resignation of Aurora Martinez, Director of Morley Public Library, as chair of the executive panel. The panel then nominated and accepted Jamie Mason, director of Rocky River Public Library, as her replacement.

Larry Finnegan, Director of IT-CLEVNET made his report. CLEVNET staff are in maintenance mode and need to move forward. Mr. Finnegan recommended postponing the planned upgrades at the SOCC in order to retain the funding cushion that CLEVNET might need during this transition. The panel agreed with this recommendation.

John Skrtic will announce from CPL that Larry has been appointed by the panel as interim. John will submit a letter to CPL-HR for Larry's appointment as interim with 5% interim bonus effective March 21, 2022.

Mr. Mason will meet with managers Bill Hood and Darren Nowak to convey support from the panel and report the plan of action.

Panel discussed recent communications between Felton Thomas and panel members in the emergency meeting following Hilary Prisbylla's (former Director of CLEVNET).

Mr. Finnegan further noted that he met with Sirsi-Dynix and they have offered full support and weekly meetings during this transition.

The panel then discussed next steps regarding the replacement of Hilary Prysbylla, who had resigned as Director of CLEVNET. Mr. Skrtic noted that the job description needed updating to clarify the line of reporting for the position before the position can be posted. The current job description reports to Chief Knowledge Officer which does not exist. Corrections to the current job description were noted.

A meeting was scheduled with Felton Thomas for determination chart of organization lines of reporting for Tuesday, March 26, at 10:30.

Procedures call for a selection committee of five directors. Julianne Bedel, Director of the Medina County District Library, volunteered to participate. Panel agreed committee selection would be representative of each region. Anastasia Diamond-Ortiz, Director of the Lorain County Public Library System, was recommended for the west region. Ms. Bedel would represent the south region. Katie Ringenbach, Director of the Burton Public Library would seek representation from the east region.

Mr. Mason reminded the group to keep the operating procedures accessible for reference as we move through this process.

Mr. Finnegan noted that a librarian must lead CLEVNET. His team can support what is needed but the direction must be library driven.

The Panel discussed the proposals presented from potential search firms Organizational Architecture (Contact: Mark Fiala) and Bradbury Miller Associates (Contact: Karen Miller) for consideration. Panel members concurred interviewing the firms is an appropriate next step before making its selection.

Mr. Skrtic will send out a poll to find a meeting time within the next two weeks.

Mr. Mason reported that member libraries have inquired about suspension of holds during the transition from STAT to Priority Dispatch for daily delivery. Jamie and Molly identified the west side libraries in Sandusky County (Bellevue, Birchard, and Clyde) as the effected libraries who brought the topic to the westside directors meeting recently.

Lorena Williams, Director of the Hubbard Public Library, reported from the circulation SIG meeting that the slowdowns were limited to 3-4 libraries. Jim Benson, Library Systems and Applications Analyst, shared a graph with the group and he is setting up a holds group to reroute items among the effected libraries. Toledo hub has been the issue and not a systemic problem.

A message will be added to the catalog page about the transition. Larry will have Jim contact the Sandusky County group with an update of what is being done to address the problem.

CLEVNET-IT staff worked on a variety of projects during the month of March.

The Solutions Team completed a series of security related tasks for CLEVNET. They completed the Health and Security Audit of Andover Public Library, enabled additional mail and encryption settings, upgraded outdated servers to Windows Server 2022, and enabled AES encryption forest wide for CLEVNET, which the PC Techs

for CLEVNET can enable on their domains. They also Created Linux SOAR server (security, orchestrate, automate and response) for analyzing the CLEVNET firewall and endpoint security, as well as other 3rd party systems for analyzing threats and responding.

Solutions also updated Automate, Control, and PaperCut and worked with Cleveland Public Library to create a server and install SimpleK, a facility and key management package.

The Software team worked out provisional operational procedures and priorities in Library Systems and Applications until a new Director of CLEVNET is hired. They also worked with Wendy Knapp, Agency Director and State Librarian at the State Library of Ohio, regarding backlogs in transits between CLEVNET member libraries in the Statewide Delivery system. Ms. Knapp as part of the team overseeing and monitoring the transition from STAT Courier back to Priority Dispatch through March and April 2022.

The Software team setup, tested, announced, and implemented a solution for CLEVNET member libraries to lessen the impact of the halt in pickups by the Statewide Courier from April 2 through April 17. They also oversaw the upgrade of Enterprise (the brand name of the online public catalog) to version 5.1.1.1 and the added of CloudSource Open Access (open access journal articles) to the public catalog and consulted with SirsiDynix to review indexing procedures in place for the Symphony database.

Mr. Benson Mr. Finnegan, and Brian Leszcz, Lead Solutions Architect, along with staff from Cleveland Public Library, John Malcolm, Chief Innovation and Technology Officer, and Stephen Wohl, Lending and Circulation Manager, met with the Cleveland Metro School District (CMSD) to discuss whether it was feasible to have a unified card that CMSD students could use as their school ID and as a library card. It was determined that this was possible that the CLEVNET IT team and the CMSD IT teams would meet in April to determine next steps. To prepare for that Mr. Wohl, Mr. Benson, and Mr. Leszcz met and presented Mr. Malcolm with recommendation on how such a card would work with Cleveland Public Library and CLEVNET.

PUBLIC COMMENTS

Ms. Rodriguez stated that although a Public Comment was submitted, it was misdirected to the wrong library system. We will respond to inform them that their inquiry should be directed to leadership at Cleveland Heights-University Heights Public Library rather than Cleveland Public Library.

Director Thomas acknowledged the following Public Comment from Steve Katanovic:

"Once again, I am a meeting visitor who keeps talking about historical technology, from CRT's to vinyl records and cassettes. I'm still adjusting to your meeting change from 3rd Thursdays to 3rd Tuesdays of each month. I also talked about the Xlerator dryer now offering noise reduction nozzles to decrease the deafening loudness of these hand dryers (exceldryer.com). I NOW WANT TO MENTION THAT THE LIBRARY SHOULD TRY INSTALLING FREE COURTESY PHONES, SINCE PARTS FOR YOUR PAYPHONES ARE GETTING HARD TO FIND. HOSPITALS AND HOTELS ARE KNOWN FOR HAVING FREE COURTESY PHONES IN THEIR LOBBY, AND THE LIBRARY SHOULD CONSIDER THIS, SINCE THE PAYPHONES ARE NOW RARE TO FIND. So I am the historical technology person, and I am still adjusting to your new schedule of 3rd Tuesday instead of 3rd Thursdays. Also, audio CD's that have a thousand scratches can have extended life with CD scratch repair kits used on them. I am a 48-year-old man."

Ms. Rodriguez thanked Mr. Katanovic for his submission and stated that his recommendations will be examined and taken under consideration.

Carrie Krenicky, Chief Financial Officer, reported that there are two courtesy telephones available for patrons and visitors located in the lobby. It has been proposed that one of the telephones be removed because it not often used.

Mr. Corrigan referenced the following from the Director's Report under Public Administration Library:

Staff finished scanning the 1999 Cleveland Landmarks Minutes and Proceedings Binder. All scans of the Cleveland Landmarks Minutes and Proceedings are

forwarded to the CPL Digital Library for future additions to the CPL Digital Gallery.

Mr. Corrigan noted that this is something that the Public Administration does all the time and commended staff for their work. Although they do not always have the crowds as they have had in the past since lawyers in the City's law department are mostly LexisNexis research based, books are not used as they were in the past. However, we do have a fiduciary duty to preserve and make accessible.

Mr. Corrigan noted that 1999 was a very important year for the Landmarks Commission. It is important that those records are both preserved and made available by forwarding them to the Library's Digital Gallery.

Mr. Corrigan commended the staff at the Public Administration Library as they are a unique set of librarians there as well.

Ms. Rodriguez moved to adjourn into Executive Session to discuss the appointment of a public employee, discipline of a public employee, and pending litigation. Mr. Corrigan seconded the motion, which passed unanimously by roll call vote.

The Board adjourned into Executive Session at 1:18 p.m.

Ms. Rodriguez moved to return to the Regular Board Meeting. Mr. Corrigan seconded the motion which passed unanimously by roll call vote.

The Regular Board Meeting resumed at 2:07 p.m.

Ms. Rodriguez adjourned the Regular Board Meeting at 2:08 p.m.

Ms. Rodriguez adjourned the Regular Board Meeting at 2:08 p.m.

Maritza Rodriguez
President

Thomas D. Corrigan
Secretary

GIFT REPORT FOR MARCH 2022

LIBRARY SERVICE MATERIALS

DESCRIPTION	QUANTITY	
	Month	Year to date
Books	835	2,242
Periodicals	3	15
Publishers Gifts	5	9
Non-Print Materials	7	20
Total Library Service Materials	850	2,286

TECHNOLOGY RESOURCES

Tech Gifts	0	3
Total Technology Resources	0	3

MONEY GIFTS

FUND	PURPOSE	AMOUNT	
		Month	Year to date
Library Fund	Restricted	947	997
Young Fund	Restricted	15,040	15,040
Founders Fund	Restricted	0	83,250
Judd Fund	Restricted	65,561	65,561
Tech Centers	Restricted	20,000	30,500
Blind Donations	Restricted	54,310	54,310
Total Money Gifts		\$ 155,858	\$ 249,658

SUMMARY

CATEGORY	DONORS		QUANTITY	
	Month	Year to date	Month	Year to date
Library Service Materials	18	43	850	2,286
Technology Resources	0	1	0	3
Money Gifts	16	23	16	24
TOTAL GIFTS	34	67	866	2,313

Cleveland Public Library
2022

April 15, 2022

Cuyahoga County Budget Commission
Attention: Bryan Dunn
1219 Ontario Street
Cleveland, Ohio 44113

Dear Bryan,

Cleveland Public Library requests a Certificate of Estimated Resources as noted below for the following funds:

Fund Number	Fund Description	Actual Unencumbered Balance as of 1-Jan-22	"Taxes/PLF" from:	Requested "Taxes/PLF" to:	"Other Sources" from:	Requested "Other Sources" to:	Overall Increase/ (Decrease)
General Fund							
101	General Fund	\$ 28,730,273.19	\$ 37,817,742.00	\$ 37,817,742.00	\$ 1,212,904.00	\$ 1,212,904.00	\$ -
			\$ 25,288,857.41	\$ 25,288,857.41			
Special Revenue Funds							
201	Anderson	\$ 415,694.25			\$ -	\$ -	\$ -
202	Endowment for the Blind	\$ 3,209,639.54			\$ 54,309.96	\$ 54,309.96	\$ -
203	Founders	\$ 6,052,729.18			\$ 191,180.00	\$ 208,680.00	\$ 17,500.00
204	Kaiser	\$ 161,124.43			\$ -	\$ -	\$ -
205	Kraley	\$ 232,471.04			\$ -	\$ -	\$ -
206	Library	\$ 218,302.96			\$ 4,000.00	\$ 4,000.00	\$ -
207	Pepke	\$ 191,289.85			\$ -	\$ -	\$ -
208	Wickwire	\$ 1,961,622.38			\$ -	\$ -	\$ -
209	Wittke	\$ 121,718.27			\$ -	\$ -	\$ -
210	Young	\$ 6,196,611.66			\$ 50,000.00	\$ 50,000.00	\$ -
226	Judd	\$ 283,579.49			\$ 257,230.00	\$ 257,230.00	\$ -
228	Lockwood Thompson	\$ 139,337.18			\$ 201,934.00	\$ 201,934.00	\$ -
230	Schweinfurth	\$ 226,079.52			\$ 50,000.00	\$ 50,000.00	\$ -
231	CLEVNET	\$ 1,375,275.24			\$ 4,992,079.80	\$ 4,992,079.80	\$ -
251	OLBPD	\$ 360,858.45			\$ 1,508,194.00	\$ 1,508,194.00	\$ -
254	MyCom	\$ (29,689.69)			\$ 177,651.50	\$ 177,651.50	\$ -
257	Tech Centers	\$ 105,964.29			\$ 105,500.00	\$ 105,500.00	\$ -
259	Rice Solar Panel System	\$ 481.83			\$ -	\$ -	\$ -
260	Coronavirus Relief Fund	\$ (58,686.60)			\$ 128,379.60	\$ 128,379.60	\$ -
		\$ 21,164,403.27	\$ -	\$ -	\$ 7,720,458.86	\$ 7,737,958.86	\$ 17,500.00
Debt Service							
301	Debt Service	\$ 333.42	\$ -	\$ -	\$ 3,294,215.15	\$ 3,294,215.15	\$ -
Capital Projects Funds							
401	Building and Repair	\$ 19,374,232.08			\$ 9,200,000.00	\$ 9,200,000.00	\$ -
402	Construction - Tax-Exempt	\$ 19,900,383.55			\$ -	\$ -	\$ -
401	Construction - Taxable	\$ 9,224,910.85			\$ -	\$ -	\$ -
Permanent Funds							
501	Abel	\$ 318,605.99			\$ -	\$ -	\$ -
502	Ambler	\$ 3,152.47			\$ -	\$ -	\$ -
503	Beard	\$ 56,746.65			\$ -	\$ -	\$ -
504	Klein	\$ 7,425.16			\$ -	\$ -	\$ -
505	Malon/Schroeder	\$ 270,557.28			\$ -	\$ -	\$ -
506	McDonald	\$ 253,524.08			\$ -	\$ -	\$ -
507	Ratner	\$ 130,033.51			\$ -	\$ -	\$ -
508	Root	\$ 52,134.00			\$ -	\$ -	\$ -
509	Sugarman	\$ 106,010.28			\$ -	\$ -	\$ -
510	Thompson	\$ 140,936.80			\$ -	\$ -	\$ -
511	Weidenthal	\$ 9,310.96			\$ -	\$ -	\$ -
512	White	\$ 2,563,090.57			\$ -	\$ -	\$ -
513	Beard Anna Young	\$ 46,901.20			\$ -	\$ -	\$ -
514	Paulson	\$ 6,998.30			\$ -	\$ -	\$ -
		\$ 3,928,427.25			\$ -	\$ -	\$ -
Agency Funds							
901	Unclaimed Funds	\$ 9,155.10			\$ -	\$ -	\$ -
905	CLEVNET Fines & Fees	\$ 5,191.16			\$ -	\$ -	\$ -

The reason for the increase/decrease in Estimated Resources:

An increase in Other Sources-Special Revenue by \$17,500 in the Founders fund for Artbox funding passed through from the CPL Foundation.

Thank You,
Carrie Krenicky
Treasurer/CFO
Cleveland Public Library

Form Prescribed by the Bureau of Inspection and Supervision of Public Offices.
County Auditor's Form No. 139

AMENDED OFFICIAL CERTIFICATE OF ESTIMATED RESOURCES

Based on 91.54% current collection of current levy for previous tax year.

Revised Code 5705.36 (Library)

Office of the Budget Commission, Cuyahoga County, Ohio.

Cleveland, Ohio

April 13, 2022

To the Board of Library Trustees of the:

Cleveland Library

The following is the amended official certificate of estimated resources for the fiscal year beginning January 1st, 2022, as revised by the Budget Commission of said County, which shall govern the total of appropriations made at any time during such fiscal year:

Fund	Unencumbered Balance	General Property Tax	P.L.F.	Other Sources	Total
General Fund	\$28,730,273.19	\$37,817,742.00	\$25,288,857.41	\$1,212,904.00	\$93,049,776.60
Special Revenue	\$21,164,403.27			\$7,720,458.86	\$28,884,862.13
Debt Service	\$333.42			\$3,294,215.15	\$3,294,548.57
Capital	\$48,499,526.48			\$9,200,000.00	\$57,699,526.48
Permanent	\$3,965,427.25			\$0.00	\$3,965,427.25
Agency	\$14,346.26			\$0.00	\$14,346.26
Totals/Subtotals	\$102,374,309.87	\$37,817,742.00	\$25,288,857.41	\$21,427,578.01	\$186,908,487.29


Budget

Commission

**CLEVELAND PUBLIC LIBRARY
2022 APPROPRIATION: FOURTH AMENDMENT
APRIL 19, 2022**

GENERAL FUND

CERTIFIED REVENUE	Prior Certificate (1)	Increase/ Decrease	Amended Certificate (2)
Cash January 1	28,730,273.19	-	28,730,273.19
Taxes - General Property	35,317,742.00	-	35,317,742.00
Public Library Fund (PLF)	25,288,857.41	-	25,288,857.41
State Rollbacks/Homestead	2,500,000.00	-	2,500,000.00
Fines and Fees	119,635.00	-	119,635.00
Earned Interest	354,077.00	-	354,077.00
Restricted Gifts	-	-	-
Unrestricted Gifts	-	-	-
Miscellaneous	814,192.00	-	814,192.00
Return of Advances/(Advances Out)	(75,000.00)	-	(75,000.00)
TOTAL RESOURCES	93,049,776.60	-	93,049,776.60 (3)

APPROPRIATION	Original Appropriation	Increase/ Decrease	Amended Appropriation
Salaries/Benefits	39,278,827.00	-	39,278,827.00
Supplies	846,855.00	-	846,855.00
Purchased/Contracted Services	10,433,478.60	-	10,433,478.60
Library Materials/ Information	7,107,467.00	-	7,107,467.00
Capital Outlay	783,767.00	-	783,767.00
Other Objects	174,720.22	-	174,720.22
SUBTOTAL OPERATING	58,625,114.82	-	58,625,114.82
Transfers	7,294,215.15	-	7,294,215.15
TOTAL APPROPRIATION	65,919,329.97	-	65,919,329.97

**CLEVELAND PUBLIC LIBRARY
2022 APPROPRIATION: FOURTH AMENDMENT
APRIL 19, 2022**

SPECIAL REVENUE FUNDS

CERTIFIED REVENUE	Prior Certificate (1)	Increase/ Decrease	Amended Certificate (2)
	28,864,400.32	37,961.81	28,902,362.13 (4)
APPROPRIATION	Original Appropriation	Increase/ Decrease	Amended Appropriation
Anderson	5,000.00	-	5,000.00
Endowment for the Blind	-	-	-
Founders	1,440,640.85	40,000.00	1,480,640.85
Kaiser	-	-	-
Kraley	30,000.00	-	30,000.00
Library	20,000.00	-	20,000.00
Pepke	-	-	-
Wickwire	-	-	-
Wittke	-	-	-
Young	-	-	-
Judd	540,809.49	-	540,809.49
Lockwood Thompson	341,271.18	-	341,271.18
Schweinfurth	50,000.00	-	50,000.00
CLEVNET	6,367,355.04	-	6,367,355.04
LSTA-OLBPD	1,869,052.45	-	1,869,052.45
MyCom	75,000.00	(2,038.19)	72,961.81
Tech Centers	211,464.29	-	211,464.29
Rice Solar Panel System	-	-	-
Coronavirus Relief Fund	69,693.00	-	69,693.00
TOTAL APPROPRIATION	11,020,286.30	37,961.81	11,058,248.11

**CLEVELAND PUBLIC LIBRARY
2022 APPROPRIATION: FOURTH AMENDMENT
APRIL 19, 2022**

DEBT SERVICE FUND

CERTIFIED REVENUE	Prior Certificate (1)	Increase/ Decrease	Amended Certificate (2)
	3,294,548.57	-	3,294,548.57
APPROPRIATION	Original Appropriation	Increase/ Decrease	Amended Appropriation
DEBT SERVICE	3,294,505.60	-	3,294,505.60

CAPITAL PROJECT FUNDS

CERTIFIED REVENUE	Prior Certificate (1)	Increase/ Decrease	Amended Certificate (2)
	57,699,526.48	-	57,699,526.48 (5)
APPROPRIATION	Original Appropriation	Increase/ Decrease	Amended Appropriation
Building & Repair	12,313,198.50	-	12,313,198.50
Construction - Tax-Exempt	18,411,209.87	321,700.00	18,732,909.87
Construction - Taxable	5,000.00	-	5,000.00
TOTAL APPROPRIATION	30,729,408.37	321,700.00	31,051,108.37

**CLEVELAND PUBLIC LIBRARY
2022 APPROPRIATION: FOURTH AMENDMENT
APRIL 19, 2022**

PERMANENT FUNDS

CERTIFIED REVENUE	Prior Certificate (1)	Increase/ Decrease	Amended Certificate (2)
	3,965,427.25	-	3,965,427.25 (6)

APPROPRIATION	Original Appropriation	Increase/ Decrease	Amended Appropriation
Abel	35,000.00	-	35,000.00
Ambler	-	-	-
Beard	8,463.00	-	8,463.00
Klein	-	-	-
Malon/Schroeder	27,700.00	-	27,700.00
McDonald	3,900.00	-	3,900.00
Ratner	-	-	-
Root	-	-	-
Sugarman	15,000.00	-	15,000.00
Thompson	-	-	-
Weidenthal	-	-	-
White	50,000.00	-	50,000.00
Beard Anna Young	15,000.00	-	15,000.00
TOTAL APPROPRIATION	155,063.00	-	155,063.00

AGENCY FUNDS

CERTIFIED REVENUE	Prior Certificate (1)	Increase/ Decrease	Amended Certificate (2)
	14,346.26	-	14,346.26

APPROPRIATION	Original Appropriation	Increase/ Decrease	Amended Fund Balance/
Unclaimed Funds	9,155.10	-	9,155.10
CLEVNET Fines & Fees	5,191.16	-	5,191.16
TOTAL APPROPRIATION	14,346.26	-	14,346.26

**CLEVELAND PUBLIC LIBRARY
2022 APPROPRIATION: FOURTH AMENDMENT
APRIL 19, 2022**

(1) Certificate dated April 7, 2022

(2) Certificate requested April 15, 2022

(3) \$28,516,893.59 unencumbered cash carried forward plus the repayment of advances to be made from MyCom of \$75,000, Tech Centers of \$10,000 and CRF of \$128,379.60 less advance out to MyCom of \$75,000 plus \$64,394,503.41 certified operating revenue produces the balance available for appropriation in 2022 (plus \$9,891,671.40 12/31/21 encumbered cash).

$$(\$28,516,893.59 + \$75,000 + \$10,000 + \$128,379.60 - \$75,000 + \$64,394,503.41 = \$93,049,776.60)$$

(4) \$21,377,782.87 unencumbered cash carried forward less the repayment of advances to be made from MyCom of \$75,000, Tech Centers of \$10,000 and CRF of \$128,379.60 plus advance in to MyCom of \$75,000 plus \$7,662,958.86 additional revenue to receive in 2022 produces the certified revenue of \$28,902,362.13.

Non-expendable principal amounts of \$2,492,057.50 in Anderson, Founders and Wickwire Funds are included in the certified fund balances, but are not available for appropriation.

$$(\$28,902,362.63 - \$2,492,057.50 = \$26,410,304.63 \text{ available for appropriation (plus } \$1,041,317.99 \text{ 12/31/21 encumbered cash).}$$


(5) \$48,499,526.48 unencumbered cash carried forward plus the transfer in of \$4,000,000 plus additional revenue of \$5,200,000 produces the balance available for appropriation in 2022 (plus \$25,256,449.12 12/31/21 encumbered cash).

$$(\$48,499,526.48 + \$4,000,000 + \$5,200,000 = \$57,699,526.48)$$

(6) \$4,898,528.03 unencumbered cash carried forward less non-expendable principal amounts of \$933,100.78 produces the balance available for appropriation in 2022 (plus \$58,901.74 12/31/21 encumbered cash).

$$(\$4,898,528.03 - \$933,100.78 = \$3,965,427.25)$$

Non-expendable principal amounts of \$933,100.78 are not included in either the certified fund balances or the appropriated amounts.



Remittance:
 Tyler Technologies, Inc.
 (FEIN 75-2303920)
 P.O. Box 203556
 Dallas, TX 75320-3556

Invoice

Invoice No	Date	Page
045-371401	04/01/2022	1 of 2

RECEIVED
 FINANCIAL SERVICES
 2022 MAR 14 PM 2:18

Questions:
 Tyler Technologies- ERP & Schools
 Phone: 1-800-772-2260 Press 2, then 1
 Email: ar@tylertech.com




Bill To: Cleveland Public Library
 Attn: Carrie Krenciky
 325 Superior Avenue
 Cleveland, OH 44114

Ship To: Cleveland Public Library
 Attn: Carrie Krenciky
 325 Superior Avenue
 Cleveland, OH 44114

Cust No.-BillTo-ShipTo	Ord No	PO Number	Currency	Terms	Due Date
1618 - MAIN - MAIN	169818		USD	NET30	05/01/2022

Date	Description	Units	Rate	Extended Price
Contract No.: CLEVELAND PUBLIC LIBRARY				
	SUPPORT & UPDATE LICENSING - ACCTG/GL/BUDGET/AP	1	20,529.93	20,529.93
	Maintenance: Start: 17/May/2022, End: 16/May/2023			
	MUNIS GUI SITE LICENSE SUPPORT	1	2,700.00	2,700.00
	Maintenance: Start: 17/May/2022, End: 16/May/2023			
	SUPPORT & UPDATE LICENSING - ACCOUNTS RECEIVABLE	1	4,322.09	4,322.09
	Maintenance: Start: 17/May/2022, End: 16/May/2023			
	SUPPORT & UPDATE LICENSING - APPLICANT TRACKING	1	1,866.80	1,866.80
	Maintenance: Start: 17/May/2022, End: 16/May/2023			
	SUPPORT & UPDATE LICENSING - INTERFACE TO BMI TRACKING	1	1,493.09	1,493.09
	Maintenance: Start: 17/May/2022, End: 16/May/2023			
	SUPPORT & UPDATE LICENSING - PURCHASE ORDERS	1	4,715.00	4,715.00
	Maintenance: Start: 17/May/2022, End: 16/May/2023			
	SUPPORT & UPDATE LICENSING - GENERAL BILLING	1	1,964.58	1,964.58
	Maintenance: Start: 17/May/2022, End: 16/May/2023			
	SUPPORT & UPDATE LICENSING - HUMAN RESOURCES MANAGEMENT	1	3,903.31	3,903.31
	Maintenance: Start: 17/May/2022, End: 16/May/2023			
	SUPPORT & UPDATE LICENSING - CRYSTAL REPORTS	1	2,193.77	2,193.77
	Maintenance: Start: 17/May/2022, End: 16/May/2023			
	SUPPORT & UPDATE LICENSING - MUNIS OFFICE	1	1,571.67	1,571.67
	Maintenance: Start: 17/May/2022, End: 16/May/2023			
	SUPPORT & UPDATE LICENSING - PAYROLL	1	7,976.30	7,976.30
	Maintenance: Start: 17/May/2022, End: 16/May/2023			
	SUPPORT & UPDATE LICENSING - PROJECT ACCOUNTING	1	3,929.21	3,929.21
	Maintenance: Start: 17/May/2022, End: 16/May/2023			
	SUPPORT & UPDATE LICENSING - FIXED ASSETS	1	4,715.00	4,715.00
	Maintenance: Start: 17/May/2022, End: 16/May/2023			
	SUPPORT & UPDATE LICENSING - REQUISITIONS	1	3,929.21	3,929.21
	Maintenance: Start: 17/May/2022, End: 16/May/2023			
	SUPPORT & UPDATE LICENSING - ROLE TAILORED DASHBOARD	1	2,885.06	2,885.06
	Maintenance: Start: 17/May/2022, End: 16/May/2023			
	SUPPORT & UPDATE LICENSING - EMPLOYEE EXPENSE REIMBURSEMENT	1	1,759.21	1,759.21
	Maintenance: Start: 17/May/2022, End: 16/May/2023			
	SUPPORT & UPDATE LICENSING - INVENTORY	1	3,225.22	3,225.22
	Maintenance: Start: 17/May/2022, End: 16/May/2023			
	SUPPORT & UPDATE LICENSING - TYLER CONTENT MANAGER SE	1	5,318.84	5,318.84
	Maintenance: Start: 17/May/2022, End: 16/May/2023			

**Remittance:**

Tyler Technologies, Inc
 (FEIN 75-2303920)
 P.O. Box 203556
 Dallas, TX 75320-3556

Invoice

Invoice No	Date	Page
045-371401	04/01/2022	2 of 2

Questions:

Tyler Technologies- ERP & Schools
 Phone: 1-800-772-2260 Press 2, then 1
 Email: ar@tylertech.com

Bill To: Cleveland Public Library
 Attn: Carrie Krenciky
 325 Superior Avenue
 Cleveland, OH 44114

Ship To: Cleveland Public Library
 Attn: Carrie Krenciky
 325 Superior Avenue
 Cleveland, OH 44114

Cust No.-BillTo-ShipTo	Ord No	PO Number	Currency	Terms	Due Date
1618 - MAIN - MAIN	169818		USD	NET30	05/01/2022

Date	Description	Units	Rate	Extended Price
	SUPPORT & UPDATE LICENSING - TYLER FORMS PROCESSING Maintenance: Start: 17/May/2022, End: 16/May/2023	1	4,365.75	4,365.75



Announcement

Subject: Tyler Product Name Updates

As one of our valued clients, we are excited to share with you that many of our products are getting new, simplified names. These updated names will be functional in nature, making it easier to understand what our products do.

We want to assure you there will be **no change in product functionality or the support and services currently received**; we are simply changing the names of our products. In **February 2022**, you will begin seeing new names used in various documentation and materials, including client support tools, business invoices, tylertech.com, within software applications, etc.

This announcement is to simply make you aware of these changes; no further action is needed on your part. Should you have further questions, please visit our FAQ page atylertech.com/FAQ.

****ATTENTION****

Order your checks and forms from
 Tyler Business Forms at 877-749-2090 or
tylerbusinessforms.com to guarantee
 100% compliance with your software.

Subtotal	83,364.04
Sales Tax	0.00
Invoice Total	83,364.04


Exhibit "A"

Woodland Branch Budget	July 6, 2021 Project Budget	October 21, 2021 Project Budget	Increase*	Amended Project Budget
Pre-Construction	\$38,343	\$38,343		\$38,343
Guaranteed Maximum Price	\$6,088,653	\$6,088,653		\$6,088,653
Owner's Construction Contingency	\$270,617	\$490,644		\$490,644
Furniture, Fixtures, and Equipment	\$250,000	\$250,000		\$250,000
Architect Fees	\$575,279	\$595,993	\$10,850	\$606,843
Owner Direct Costs	\$304,700	\$344,673		\$344,673
TOTAL PROJECT BUDGET	\$7,527,592	\$7,808,306		\$7,819,156

Central Distribution Facility Project Budget	July 6, 2021 Project Budget	October 21, 2021 Project Budget	Increase*	Amended Project Budget
Pre-Construction	\$42,530	\$42,530		\$42,530
Guaranteed Maximum Price	\$5,003,163	\$5,003,163		\$5,003,163
Owner's Construction Contingency	\$217,313	\$217,313	\$300,000	\$517,313
Furniture, Fixtures, and Equipment	\$750,000	\$750,000		\$750,000
Architect Fees	\$736,160	\$740,760	\$10,850	\$751,610
Owner Direct Costs	\$187,900	\$183,300		\$183,300
TOTAL PROJECT BUDGET	\$6,937,066	\$6,937,066		\$7,247,916

* Figures in **BOLD** represent increases to the budget.

Bostwick
Design
Partnership



14 April 2022

Kathleen Sonnhalter, LEED AP BD+C
Capital Projects Manager
Cleveland Public Library
325 Superior Avenue
Cleveland OH 44114

RE: Woodland Branch and Central Distribution Facility
Bostwick Design Partnership Project No: 19047
Additional Services Request #09: Construction Schedule Extension

Dear Kath:

Please accept this letter as formal request to amend our fees for additional services for the Woodland Branch and Central Distribution Facility (CDF). Details are outlined below:

ASR 09.1 Design Services related to construction schedule extension

Unexpected existing site and building conditions, plus ongoing delivery and coordination issues related to supply chain disruption has caused Gilbane to extend the completion date for both the CDF and the Woodland branch by two months.

We present this request for the corresponding two months of Construction Administration services. The total per month has been calculated based on the average CA phase Architectural services fees over the last 4 months for the CDF and the Woodland Branch projects combined.

Grand Total for ASR 09 **\$ 21,700.00**

Note the attached Project Cost Attachment A for ASR 09 includes highlighted line items that identify the new fees associated with ASR 09, and all affected subtotals are highlighted in red text for ease of reference.

If you have any questions on the above, please do not hesitate to call me.

Sincerely,
BOSTWICK DESIGN PARTNERSHIP

AGREED and ACCEPTED

Rick Ortmeyer AIA, LEED AP
Principal

Kath Sonnhalter
Cleveland Public Library

Date

Attachments: Design Services Fees and Project Cost Attachment A – 14 Apr 2022 ASR 09

CC: John Lang, CPL
Dan Bickerstaff, UD
Megan Dibner-Dunlap, Jeff Kessler, Bostwick

Cleveland
2729 Prospect Avenue
Cleveland, OH 44115
216.621.7900

Erie
2501 West 12th Street
Erie, PA 16505
814.838.7525

Miami
2045 Biscayne Boulevard
#299
Miami, FL 33137
305.968.8964

Pittsburgh
5016 Centre Avenue
Pittsburgh, PA 15206
412.998.9003

JAROS STRATEGY

April 15, 2022

TO: Director Felton Thomas and Shenise Johnson-Thomas, Cleveland Public Library

FROM: Julie Conrad and Susan Jaros, JarosStrategy

RE: JarosStrategy Fourth Scope

Scope of Services: May 1, 2022 – December 31, 2022

This scope of work reflects a continuation of JarosStrategy's third scope of work (as approved by CPL and CPLF in 2021) to ready CPL and CPLF to embark on a fundraising campaign for outdoor capital enhancements for the Facilities Master Plan.

- Overseeing LAND studio work as it relates to fundraising and marketing/communications for outdoor capital enhancements for the Facilities Master Plan
- Engaging with CPLF Board and Staff to identify new prospects (branch and system-wide) for outdoor capital enhancements for the Facilities Master Plan
- Determining working campaign goal scenarios and cash flow implications for outdoor capital enhancements for the Facilities Master Plan
- Conducting stakeholder interviews, including go-back interviews with The Cleveland Foundation, Gund, and Char Fowler
- Developing gift table and prospect-specific strategies for outdoor capital enhancements for the Facilities Master Plan
- Creating donor recognition and naming opportunity strategies and policy/procedural recommendations for outdoor capital enhancements for the Facilities Master Plan
- Developing case for support document for outdoor capital enhancements for the Facilities Master Plan; crafting messaging/positioning for campaign materials and communications plan in support of the campaign, in partnership with CPL Marketing
- Developing campaign theme for outdoor capital enhancements for the Facilities Master Plan
- Conducting 1 Fundraising Strategy Team session to update on progress and help inform strategy

JAROS STRATEGY

- Identifying campaign leadership and creating engagement structure for outdoor capital enhancements for the Facilities Master Plan
- Recommending staffing structure to mount a campaign for outdoor capital enhancements for the Facilities Master Plan
- Creating integrated timeline for design and implementation, cash flow, fundraising and communications for outdoor capital enhancements for the Facilities Master Plan
- Providing updates to various CPL committees and boards, including Public Art Committee, CPL Board meetings, CPLF board meetings, etc.
- Managing campaign committee meetings, including structuring agendas; attending and facilitating meetings; and, developing committee communications*
- Providing general fundraising consulting services as necessary to accomplish the goals and objectives assigned, or as otherwise requested by staff
- Coaching for cultivation and solicitation efforts*
- In partnership with CPLF, monitoring campaign progress, recommending next steps, and evolving the campaign strategy as necessary*

**Assumes campaign launch prior to December 2022*

Fees and Fee Schedule

The above scope of work will be billed as a fee of \$96,000.

Per your direction, the total project (\$96,000) will be shared by CPL (75 percent of project: \$72,000) and CPLF (25 percent of project: \$24,000). Following is the fee schedule (noting invoice dates):

May 1, 2022
 CPL: \$9,000
 CPLF: \$3,000

June 1, 2022
 CPL: \$9,000
 CPLF: \$3,000

July 1, 2022
 CPL: \$9,000

JAROS STRATEGY

CPLF: \$3,000

August 1, 2022

CPL: \$9,000

CPLF: \$3,000

September 1, 2022

CPL: \$9,000

CPLF: \$3,000

October 1, 2022

CPL: \$9,000

CPLF: \$3,000

November 1, 2022

CPL: \$9,000

CPLF: \$3,000

December 1, 2022

CPL: \$9,000

CPLF: \$3,000

January 1, 2023

CPL: \$9,000

CPLF: \$3,000

CLEVELAND PUBLIC LIBRARY
MONTHLY FINANCIAL STATEMENT OF FISCAL OFFICER TO BOARD OF LIBRARY TRUSTEES
FOR THE PERIOD MARCH 1 – MARCH 31, 2022

Carrie Kenicoly

FISCAL OFFICER, BOARD OF LIBRARY TRUSTEES

Cleveland Public Library
Revenues, Expenditures and Changes in Fund Balance
For the Period Ending March 31, 2022

	<u>General Fund</u>	<u>Special Revenue</u>	<u>Debt Service</u>	<u>Capital Projects</u>	<u>Permanent</u>	<u>Agency</u>	<u>Total</u>
41 Taxes	21,148,660.98	0.00	0.00	0.00	0.00	0.00	21,148,660.98
42 Intergovernmental	6,670,950.13	378,750.00	0.00	0.00	0.00	0.00	7,049,700.13
43 Fines & Fees	31,040.25	0.00	0.00	0.00	0.00	0.00	31,040.25
44 Investment Earnings	93,482.11	127,259.23	28.76	61,638.07	38,487.34	0.00	320,895.51
45 Charges for Services	0.00	2,406,635.27	0.00	0.00	0.00	0.00	2,406,635.27
46 Contributions & Donations	0.00	249,657.66	0.00	0.00	0.00	0.00	249,657.66
48 Miscellaneous Revenue	75,768.08	0.00	0.00	5,200,000.00	0.00	19,308.54	5,295,076.62
Total Revenues	\$ 28,019,901.55	\$ 3,162,302.16	\$ 28.76	\$ 5,261,638.07	\$ 38,487.34	\$ 19,308.54	\$ 36,501,666.42
51 Salaries/Benefits	8,956,151.72	816,627.00	0.00	0.00	3,534.85	0.00	9,776,313.57
52 Supplies	151,169.40	30,325.09	0.00	0.00	0.00	0.00	181,494.49
53 Purchased/Contracted Services	3,780,844.35	1,178,648.39	0.00	6,625.40	2,358.00	0.00	4,968,476.14
54 Library Materials	1,208,935.32	195,298.81	0.00	0.00	37,816.65	0.00	1,442,050.78
55 Capital Outlay	226,651.10	14,354.61	0.00	5,408,344.98	0.00	0.00	5,649,350.69
56 Debt Service	0.00	0.00	0.00	0.00	0.00	0.00	0.00
57 Miscellaneous Expenses	49,431.36	8,591.46	0.00	0.00	0.00	18,063.31	76,086.13
Total Expenditures	\$ 14,373,183.25	\$ 2,243,845.36	\$ 0.00	\$ 5,414,970.38	\$ 43,709.50	\$ 18,063.31	\$ 22,093,771.80
Revenue Over/(Under) Expenditures	\$ 13,646,718.30	\$ 918,456.80	\$ 28.76	\$(153,332.31)	\$(5,222.16)	\$ 1,245.23	\$ 14,407,894.62
95 Notes Issued	0.00	0.00	0.00	0.00	0.00	0.00	0.00
98 Advances	(65,000.00)	65,000.00	0.00	0.00	0.00	0.00	0.00
99 Transfers	(7,294,215.15)	0.00	3,294,215.15	4,000,000.00	0.00	0.00	0.00
Total Other Sources / Uses	\$(7,359,215.15)	\$ 65,000.00	\$ 3,294,215.15	\$ 4,000,000.00	\$ 0.00	\$ 0.00	\$ 0.00
Revenue & Other Sources Over/ (Under) Expenditures & Other Uses	\$ 6,287,503.15	\$ 983,456.80	\$ 3,294,243.91	\$ 3,846,667.69	\$(5,222.16)	\$ 1,245.23	\$ 14,407,894.62
Beginning Year Cash Balance	\$ 38,408,564.99	\$ 22,419,100.86	\$ 0.00	\$ 73,755,975.60	\$ 4,957,429.77	\$ 14,346.26	\$ 139,555,750.90
Current Cash Balance	\$ 44,696,068.14	\$ 23,402,557.66	\$ 3,294,577.33	\$ 77,602,643.29	\$ 4,952,207.61	\$ 15,591.49	\$ 153,963,645.52

**Cleveland Public Library
Certified Revenue, Appropriations and Balances
General Fund
For the Period Ending March 31, 2022**

	<u>Certified Revenue (1)</u>	<u>Income To Date</u>	<u>Balance</u>	<u>Percent To Date</u>	<u>Percent Prior Year</u>
PLF State Income Tax	25,288,857	6,670,950	18,617,907	26%	26%
General Property Tax	35,317,742	21,148,661	14,169,081	60%	56%
Rollback, Homestead, CAT	2,500,000	0	2,500,000	0%	0%
Fines & Fees	119,635	31,040	88,595	26%	14%
Investment Earnings	354,077	93,482	260,595	26%	27%
Miscellaneous	814,192	75,768	738,424	9%	9%
Return of Advances Out	0	10,000	(10,000)		
Total	\$ 64,394,503	\$ 28,029,902	\$ 36,364,602	44%	42%

	<u>Appropriation(2)</u>	<u>Expended/ Encumbered</u>	<u>Balance</u>	<u>Percent To Date (3)</u>	<u>Percent Prior Year</u>
Salaries/Benefits	40,938,995	9,018,557	31,920,439	22%	22%
Supplies	957,118	304,237	652,880	32%	38%
Purchased Services	13,456,912	8,263,705	5,193,207	61%	59%
Library Materials	11,916,271	5,457,124	6,459,147	46%	41%
Capital Outlay	1,050,702	434,143	616,559	41%	26%
Other	196,789	99,744	97,045	51%	60%
Subtotal	\$ 68,516,786	\$ 23,577,510	\$ 44,939,276	34%	32%
Advances Out	0	75,000	(75,000)		
Transfers Out	7,294,215	7,294,215	0	100%	100%
Total	\$ 75,811,001	\$ 30,946,725	\$ 44,864,276	41%	48%

Note (1): Certificate from Cuyahoga County Budget Commission dated April 7, 2022.

Note (2): Total Amended Appropriation of \$65,919,329.97 plus carried forward encumbrance of \$9,891,671.40.

Note (3): Subtotal includes 21% expended and 13% encumbered.

Cleveland Public Library
Appropriation, Expenditures and Balances
General Fund
For the Period Ending March 31, 2022

		<u>Current Year Appropriation</u>	<u>Total Appropriated Funds</u>	<u>Current Year Expenditures</u>	<u>Encumbered and Unpaid</u>	<u>Unencumbered Balance</u>
51110	Professional Salaries	12,449,771.01	12,917,441.08	2,794,909.23	0.00	10,122,531.85
51120	Clerical Salaries	9,826,867.25	10,187,088.50	2,120,833.56	0.00	8,066,254.94
51130	Non-Clerical Salaries	1,087,066.52	1,113,323.07	174,988.09	0.00	938,334.98
51140	Buildings Salaries	5,330,826.31	5,517,716.12	1,120,068.72	0.00	4,397,647.40
51150	Other Salaries	361,866.50	375,957.43	82,683.73	0.00	293,273.70
51180	Severance Pay	66,835.38	231,034.89	198,764.13	0.00	32,270.76
51190	Non-Base Pay	426,639.62	456,674.15	266,556.31	0.00	190,117.84
51400	OPERS	4,106,683.79	4,260,729.38	924,528.79	0.00	3,336,200.59
51610	Health Insurance	4,818,325.77	5,003,626.82	1,109,028.05	0.00	3,894,598.77
51611	Dental Insurance	202,900.82	219,042.01	48,466.61	0.00	170,575.40
51612	Vision Insurance	15,811.63	15,811.63	3,673.10	0.00	12,138.53
51620	Life Insurance	12,988.80	14,158.00	3,235.81	0.00	10,922.19
51625	Short Term Disability Insuranc	49,478.37	51,613.61	12,653.81	0.00	38,959.80
51630	Workers Compensation	79,317.60	80,180.26	(1,431.80)	0.00	81,612.06
51640	Unemployment Compensation	25,000.00	45,527.63	3,345.62	42,182.01	0.00
51650	Medicare - ER	398,171.11	415,688.52	91,210.39	152.51	324,325.62
51900	Other Benefits	20,276.52	33,382.29	2,637.57	20,070.53	10,674.19
	Salaries/Benefits	\$39,278,827.00	\$40,938,995.39	\$ 8,956,151.72	\$ 62,405.05	\$ 31,920,438.62
52110	Office Supplies	39,095.00	39,931.67	2,258.84	1,573.60	36,099.23
52120	Stationery	33,125.00	35,000.70	4,288.26	925.76	29,786.68
52130	Duplication Supplies	24,000.00	29,495.24	5,495.24	607.50	23,392.50
52140	Hand Tools	500.00	500.00	151.92	0.00	348.08
52150	Book Repair Supplies	57,000.00	62,951.61	11,893.31	6,932.04	44,126.26
52210	Janitorial Supplies	115,800.00	133,074.58	27,895.63	18,025.69	87,153.26

Cleveland Public Library
Appropriation, Expenditures and Balances
General Fund
For the Period Ending March 31, 2022

		Current Year Appropriation	Total Appropriated Funds	Current Year Expenditures	Encumbered and Unpaid	Unencumbered Balance
52220	Electrical Supplies	40,000.00	45,573.55	10,392.92	5,325.60	29,855.03
52230	Maintenance Supplies	243,500.00	282,863.34	37,405.40	48,802.28	196,655.66
52240	Uniforms	35,000.00	38,757.62	3,619.12	7,397.65	27,740.85
52300	Motor Vehicle Supplies	55,000.00	59,132.12	15,927.67	38,221.32	4,983.13
52900	Other Supplies	203,835.00	229,837.07	31,841.09	25,256.52	172,739.46
	Supplies	\$846,855.00	\$957,117.50	\$ 151,169.40	\$ 153,067.96	\$ 652,880.14
53100	Travel/Meetings	75,000.00	75,900.00	160.00	9,633.47	66,106.53
53210	Telecommunications	278,000.00	291,193.36	63,338.77	214,922.99	12,931.60
53230	Postage/Freight	55,600.00	81,231.60	10,697.66	61,095.34	9,438.60
53240	PR/Other Communications	227,200.00	272,389.51	33,233.19	33,536.79	205,619.53
53310	Building Repairs	325,000.00	367,793.46	46,645.91	32,513.72	288,633.83
53320	Machine Repairs	30,000.00	38,196.51	5,037.32	6,087.55	27,071.64
53340	Building Maintenance	524,950.00	968,774.65	263,692.26	221,658.81	483,423.58
53350	Machine Maintenance	153,764.29	201,114.82	32,034.15	33,823.18	135,257.49
53360	Computer Maintenance	396,005.76	404,816.46	111,573.75	14,375.39	278,867.32
53370	Motor Vehicle Repairs/Maint	27,000.00	30,328.55	4,931.56	21,982.62	3,414.37
53380	Contract Security	665,000.00	1,522,565.77	157,817.75	705,816.12	658,931.90
53390	Landscaping	40,000.00	40,000.00	0.00	0.00	40,000.00
53400	Insurance	533,788.00	533,788.00	(1,003.00)	0.00	534,791.00
53510	Rent/Leases	167,818.37	233,537.02	42,701.04	110,025.78	80,810.20
53520	Equipment Rental	27,915.72	35,018.49	1,962.99	9,120.29	23,935.21
53610	Electricity	1,770,000.00	2,120,589.46	471,177.24	1,275,901.06	373,511.16
53620	Gas	155,000.00	177,191.98	75,267.86	79,896.30	22,027.82
53630	Chilled Water	671,046.00	706,973.42	45,953.47	661,020.00	(0.05)

Cleveland Public Library
Appropriation, Expenditures and Balances
General Fund
For the Period Ending March 31, 2022

		<u>Current Year Appropriation</u>	<u>Total Appropriated Funds</u>	<u>Current Year Expenditures</u>	<u>Encumbered and Unpaid</u>	<u>Unencumbered Balance</u>
53640	Water/Sewer	152,000.00	183,829.12	24,207.80	151,480.14	8,141.18
53710	Professional Services	1,628,279.69	2,252,251.22	292,464.76	583,513.19	1,376,273.27
53720	Auditors Fees	785,000.00	897,900.50	502,772.21	112,900.50	282,227.79
53730	Bank Service Charges	8,500.00	8,500.00	2,009.49	0.00	6,490.51
53800	Library Material Control	276,500.00	551,700.82	138,308.40	139,090.40	274,302.02
53900	Other Purchased Services	1,460,110.77	1,461,327.02	1,455,859.77	4,467.25	1,000.00
	Purchased/Contracted Services	\$10,433,478.60	\$13,456,911.74	\$ 3,780,844.35	\$ 4,482,860.89	\$ 5,193,206.50
54110	Books	1,976,000.00	3,073,952.56	223,354.73	1,197,856.35	1,652,741.48
54120	Continuations	340,000.00	657,487.94	76,660.94	252,792.63	328,034.37
54210	Periodicals	755,000.00	1,024,794.16	57,025.37	218,637.39	749,131.40
54220	Microforms	17,650.00	41,598.00	0.00	24,973.00	16,625.00
54310	Video Media	1,085,000.00	1,758,041.20	109,988.40	720,368.92	927,683.88
54320	Audio Media - Spoken	55,500.00	113,340.07	8,016.09	55,641.35	49,682.63
54325	Audio Media - Music	122,750.00	213,675.79	10,305.19	101,457.98	101,912.62
54500	Database Services	820,000.00	1,454,200.58	359,597.77	267,659.96	826,942.85
54530	eMedia	1,677,905.37	3,113,432.33	273,028.27	1,246,402.49	1,594,001.57
54600	Interlibrary Loan	3,200.00	4,503.75	2,068.75	3,000.00	(565.00)
54710	Bookbinding	30,000.00	32,673.58	7,959.21	24,714.37	0.00
54720	Preservation Services	40,650.00	57,901.05	13,255.57	15,500.48	29,145.00
54730	Preservation Boxing	8,000.00	11,991.95	410.40	3,581.55	8,000.00
54790	Preservation Reformatting	25,811.63	44,160.10	14,311.63	4,036.84	25,811.63
54905	Other LM-Hotspots	150,000.00	314,518.03	52,953.00	111,565.03	150,000.00
	Library Materials	\$7,107,467.00	\$11,916,271.09	\$ 1,208,935.32	\$ 4,248,188.34	\$ 6,459,147.43

Cleveland Public Library
Appropriation, Expenditures and Balances
General Fund
For the Period Ending March 31, 2022

	Current Year Appropriation	Total Appropriated Funds	Current Year Expenditures	Encumbered and Unpaid	Unencumbered Balance
55510 Furniture	105,000.00	191,498.47	8,099.69	86,699.92	96,698.86
55520 Equipment	234,267.00	303,764.32	40,538.84	75,385.97	187,839.51
55530 Computer Hardware	313,000.00	480,609.47	171,407.35	40,181.12	269,021.00
55540 Software	41,500.00	47,704.49	6,605.22	5,225.00	35,874.27
55700 Motor Vehicles	90,000.00	27,125.00	0.00	0.00	27,125.00
Capital Outlay	\$783,767.00	\$1,050,701.75	\$ 226,651.10	\$ 207,492.01	\$ 616,558.64
57100 Memberships	101,720.22	103,370.22	37,914.80	27,957.42	37,498.00
57200 Taxes	10,000.00	19,732.08	809.55	18,922.53	0.00
57500 Refunds/Reimbursements	63,000.00	73,686.45	10,707.01	3,432.87	59,546.57
Miscellaneous Expenses	\$174,720.22	\$196,788.75	\$ 49,431.36	\$ 50,312.82	\$ 97,044.57
59810 Advances Out	0.00	0.00	75,000.00	0.00	(75,000.00)
Advances	\$0.00	\$0.00	\$ 75,000.00	\$ 0.00	\$(75,000.00)
59900 Transfers Out	3,294,215.15	7,294,215.15	7,294,215.15	0.00	0.00
Transfers	\$3,294,215.15	\$7,294,215.15	\$ 7,294,215.15	\$ 0.00	\$ 0.00
TOTAL	\$61,919,329.97	\$75,811,001.37	\$ 21,742,398.40	\$ 9,204,327.07	\$ 44,864,275.90

Cleveland Public Library
Revenue, Expenditures and Changes in Fund Balances
For the Period Ending March 31, 2022

	<u>Beginning Year Balance</u>	<u>Year to Date Receipts</u>	<u>Year to Date Expenditures</u>	<u>Year to Date Encumbrances</u>	<u>Unencumbered Balance</u>
101 General Fund	38,408,564.99	28,029,901.55	21,742,398.40	9,204,327.07	35,491,741.07
Total General Fund	\$ 38,408,564.99	\$ 28,029,901.55	\$ 21,742,398.40	\$ 9,204,327.07	\$ 35,491,741.07
201 Anderson	415,694.25	1,567.44	0.00	0.00	417,261.69
202 Endowment for the Blind	3,209,639.54	54,309.96	0.00	0.00	3,263,949.50
203 Founders	6,350,634.11	223,537.94	147,027.64	460,564.39	5,966,580.02
204 Kaiser/Brunckhart	161,124.43	0.00	0.00	0.00	161,124.43
205 Kralej	232,554.88	1,498.57	483.35	191.97	233,378.13
206 Library	218,302.96	996.75	1,158.38	0.00	218,141.33
207 Pepke	191,289.85	0.00	0.00	0.00	191,289.85
208 Wickwire	1,961,622.38	(626.50)	0.00	0.00	1,960,995.88
209 Wittke	121,718.27	0.00	0.00	0.00	121,718.27
210 Young	6,196,611.66	(430.75)	0.00	0.00	6,196,180.91
226 Judd	296,670.58	65,560.75	37,845.07	26,652.35	297,733.91
228 Lockwood Thompson Memorial	304,563.93	0.00	67,092.32	110,319.43	127,152.18
230 Schweinfurth	226,079.52	0.00	0.00	0.00	226,079.52
231 CLEVNET	1,702,549.67	2,406,635.27	1,527,214.70	1,356,653.74	1,225,316.50
251 OLBPD-Library for the Blind	423,697.15	377,049.00	358,656.19	17,440.05	424,649.91
254 MyCom	47,348.50	76,701.00	2,765.77	28,820.85	92,462.88
257 Tech Centers	122,087.96	30,500.00	52,915.34	647.89	99,024.73
259 Rice Solar Panel System	108,531.62	2.73	0.00	108,049.79	484.56
260 Coronavirus Relief Fund	128,379.60	0.00	58,686.60	0.00	69,693.00
Total Special Revenue Funds	\$ 22,419,100.86	\$ 3,237,302.16	\$ 2,253,845.36	\$ 2,109,340.46	\$ 21,293,217.20
301 Debt Service	333.42	3,294,243.91	0.00	0.00	3,294,577.33
Total Debt Service Fund	\$ 333.42	\$ 3,294,243.91	\$ 0.00	\$ 0.00	\$ 3,294,577.33

Cleveland Public Library
Revenue, Expenditures and Changes in Fund Balances
For the Period Ending March 31, 2022

	<u>Beginning Year Balance</u>	<u>Year to Date Receipts</u>	<u>Year to Date Expenditures</u>	<u>Year to Date Encumbrances</u>	<u>Unencumbered Balance</u>
401 Building & Repair	19,444,486.08	9,200,000.00	790,891.00	4,657,740.00	23,195,855.08
402 Construction - Tax-Exempt	45,085,791.76	19,604.26	4,623,147.17	34,090,104.24	6,392,144.61
403 Construction - Taxable	9,225,697.76	42,033.81	932.21	3,529.75	9,263,269.61
Total Capital Project Funds	\$ 73,755,975.60	\$ 9,261,638.07	\$ 5,414,970.38	\$ 38,751,373.99	\$ 38,851,269.30
501 Abel	328,605.99	10,991.12	31,674.21	0.00	307,922.90
502 Ambler	3,352.47	0.00	0.00	0.00	3,352.47
503 Beard	66,632.58	2,075.21	1,428.00	6,222.00	61,057.79
504 Klein	7,925.16	0.00	0.00	0.00	7,925.16
505 Malon/Schroeder	380,897.67	3,748.28	3,534.85	933.00	380,178.10
506 McDonald	262,765.68	1,037.39	930.00	3,100.00	259,773.07
507 Ratner	135,033.51	0.00	0.00	0.00	135,033.51
508 Root	58,134.00	0.00	0.00	0.00	58,134.00
509 Sugarman	254,387.72	1,653.25	0.00	0.00	256,040.97
510 Thompson	184,690.55	0.00	0.00	0.00	184,690.55
511 Weidenthal	9,810.96	0.00	0.00	0.00	9,810.96
512 White	2,995,228.55	15,687.88	6,142.44	53,110.99	2,951,663.00
513 Beard Anna Young	114,182.21	3,294.21	0.00	0.00	117,476.42
514 Paulson	155,782.72	0.00	0.00	0.00	155,782.72
Total Permanent Funds	\$ 4,957,429.77	\$ 38,487.34	\$ 43,709.50	\$ 63,365.99	\$ 4,888,841.62
901 Unclaimed Funds	9,155.10	2,000.00	2,121.00	0.00	9,034.10
905 CLEVNET Fines & Fees	5,191.16	17,308.54	15,942.31	0.00	6,557.39
Total Agency Funds	\$ 14,346.26	\$ 19,308.54	\$ 18,063.31	\$ 0.00	\$ 15,591.49
Total All Funds	\$ 139,555,750.90	\$ 43,880,881.57	\$ 29,472,986.95	\$ 50,128,407.51	\$ 103,835,238.01

Cleveland Public Library
Year-To-Date Budget Report
Construction - Tax-Exempt Fund 402
For the Period Ending March 31, 2022

	Original Budget	Revised Budget	YTD Actual	Encumbered and Unpaid	Available Balance
44400 Investment Earnings (Capital)	0.00	0.00	-19,604.26	0.00	19,604.26
Investment Earnings	0.00	0.00	-19,604.26	0.00	19,604.26
52900 Other Supplies	0.00	4,728.24	0.00	4,395.68	332.56
Supplies	0.00	4,728.24	0.00	4,395.68	332.56
53710 Professional Services	4,775.97	40,420.59	5,693.19	23,214.67	11,512.73
Purchased/Contracted Services	4,775.97	40,420.59	5,693.19	23,214.67	11,512.73
55100 Land	0.00	169,033.39	30,898.49	138,134.90	0.00
55300 Construction/Improvements	15,844.03	42,854,443.90	4,586,555.49	33,420,747.03	4,847,141.38
55510 Furniture	0.00	148,585.61	0.00	148,585.61	0.00
55520 Equipment	0.00	355,026.35	0.00	355,026.35	0.00
55530 Computer Hardware	0.00	24,380.00	0.00	0.00	24,380.00
Capital Outlay	15,844.03	43,551,469.25	4,617,453.98	34,062,493.89	4,871,521.38
TOTAL Revenues	0.00	0.00	-19,604.26		19,604.26
TOTAL Expenditures	20,620.00	43,596,618.08	4,623,147.17	34,090,104.24	4,883,366.67
			Prior Fund Balance		45,085,791.76
			Change in Fund Balance		(4,603,542.91)
			Current Fund Balance		40,482,248.85

Cleveland Public Library
Year-To-Date Budget Report
Construction - Taxable Fund 403
For the Period Ending March 31, 2022

	<u>Original Budget</u>	<u>Revised Budget</u>	<u>YTD Actual</u>	<u>Encumbered and Unpaid</u>	<u>Available Balance</u>
44400 Investment Earnings (Capital)	0.00	0.00	-42,033.81	0.00	42,033.81
Investment Earnings	0.00	0.00	-42,033.81	0.00	42,033.81
53710 Professional Services	5,000.00	5,786.91	932.21	3,529.75	1,324.95
Purchased/Contracted Services	5,000.00	5,786.91	932.21	3,529.75	1,324.95
TOTAL Revenues	0.00	0.00	-42,033.81		42,033.81
TOTAL Expenditures	5,000.00	5,786.91	932.21	3,529.75	1,324.95
			Prior Fund Balance		9,225,697.76
			Change in Fund Balance		41,101.60
			Current Fund Balance		9,266,799.36

**Cleveland Public Library
 Depository Balance Detail
 For the Period Ending March 31, 2022**

Balance of All Funds	\$ 153,963,645.52
Huntington - Checking	17,199.01
KeyBank - Checking (ZBA)	2,389,617.17
KeyBank - FSA Account	5,206.19
Petty Cash	270.00
Change Fund	1,490.00
KeyBank-Payroll Account (ZBA)	(717.81)
Cash in Library Treasury	\$ 2,413,064.56
Huntington Escrow Account	108,534.35
U.S. Bank - 2019A-Money Market	1,794,860.52
U.S. Bank - 2019B-Money Market	93,230.62
U.S. Bank - Investments	62,269,722.56
U.S. Bank - Inv - Money Market	532,734.24
U.S. Bank - Series 2019A Notes	35,384,142.96
U.S. Bank - Series 2019B Notes	9,180,447.09
Huntington Trust -Money Market	1,149,112.84
STAR Ohio - 2019A	4,501,168.28
STAR Ohio - 2019B	0.00
STAR Ohio Investment	14,326,406.99
STAR Plus/GDIP Program	0.00
Investments	\$ 129,340,360.45
PNC- Endowment Account	22,210,220.51
Endowment Account	\$ 22,210,220.51
Cash in Banks and On Hand	\$ 153,963,645.52

About your account

The PNC Financial Services Group, Inc. ("PNC") uses the marketing name PNC Institutional Asset Management® for the various discretionary and non-discretionary institutional investment, trustee, custody, consulting, and related services provided by PNC National Association ("PNC Bank"), which is a Member FDIC, and investment management activities conducted by PNC Capital Advisors, LLC, an SEC-registered investment advisor and wholly owned subsidiary of PNC Bank. PNC does not provide legal, tax, or accounting advice unless, with respect to tax advice, PNC Bank has entered into a written tax services agreement. PNC Bank is not registered as a municipal advisor under the Dodd-Frank Wall Street Reform and Consumer Protection Act. "PNC Institutional Asset Management" is a registered mark of The PNC Financial Services Group, Inc.

NOTICE OF LIMITATION OF LIABILITY - Trust Accounts

An action for breach of trust based on matters disclosed in a trust accounting or other written reports of the trustee - such as this statement - may be subject to a statute of limitations under the laws of the state governing the trust, which limits your right to sue, measured from the date the trust accounting, statement, or written report is sent, delivered, given, furnished or received, as listed in the following chart. For purposes of this notice, to the extent permitted by applicable law, you are deemed to act as representative of (a) all minor, unborn, unknown or unascertained members of each class of trust beneficiaries of which you are a member and all members of each class of trust beneficiaries for which you are permitted to act; (b) all potential appointees of any power of appointment you hold, and any other beneficiaries from the default of the exercise of the power; and (c) your minor and unborn descendants. In other words, to the extent allowable, you are representing all other persons who may someday have rights under the Trust. If Pennsylvania law governs the trust, you have 30 days in which to decline to act as a representative by giving written notice to PNC. If you have questions regarding your rights, please contact your attorney.

AL: 2 years from date sent	CT: 1 year from date sent	GA: 2 years from date sent	KY: 1 year from date sent	MO: 1 year from date sent	SC: 1 year from date sent
AZ: 1 year from date sent	DC: 1 year from date sent	IL: 2 years from date furnished*	MD: 1 year from date sent	NJ: 6 months from date sent	TN: 1 year from date given
CA: 3 years from receipt	DE: 1 year from date sent	or 3 years from date furnished**	MI: 1 year from date sent	NM: 1 year from date sent	VA: 1 year from date sent
CO: 1 year from date sent	FL: 6 months from receipt	KS: 1 year from date sent	MN: 3 years from date sent	OH: 2 years from date sent	WA: 3 years from delivery
				PA: 30 months from date sent	WI: 1 year from date sent

* For a trust made irrevocable after 1/1/2020 and a trustee accepting appointment after 1/1/2020.

** For a trust made irrevocable before 1/1/2020 or a trustee that accepted appointment before 1/1/2020.

 Please visit pnc.com/insights for PNC's latest investment perspectives.

This statement contains information obtained from sources believed to be reliable. These sources may include other service providers that may also be under contractual obligation to you.

Please contact your PNC Institutional Asset Management investment professional; via phone or in writing if there have been any changes in your investment objectives, financial situation, risk tolerance, or specific investment restrictions on the management of your account.

Investments: Not FDIC Insured. No Bank Guarantee. May Lose Value.

This statement includes an accounting of asset holdings and transactional activity as well as additional informational schedules. It is not intended to be used for tax reporting purposes or to replace or supplement any tax information provided to you for that purpose.

Generally, if disclosure of beneficial ownership information is required by issuers of assets held in your account for proxy voting, PNC will not vote those shares if you objected to PNC providing this information. Your objection does not restrict PNC's disclosure where applicable law requires PNC to disclose such information, such as the Shareholder Rights Directives II which governs securities issued in EU regulated markets. If you have questions, please contact your PNC investment advisor.

Table of contents

	Page
Summary.....	5
Portfolio value.....	5
Portfolio value by asset class	5
Change in account value	6
Gain/loss summary	6
Accrued income summary	6
Investment income summary	6
Transaction summary - measured by cash balance	7
Transaction summary - measured by tax cost	7
Analysis	8
Asset allocation	8
Equity sectors	8
Bond rating	9
Maturity schedule	9
Detail	10

Table of contents (continued)

	Page
Portfolio detail.....	10
Income and accrual detail.....	47
Pending trades	90
Transaction detail.....	92
Additions	92
Cash contributions	92
Investment income.....	92
Sales and maturities	126
Other receipts.....	149
Disbursements	149
Account to account transfers.....	149
Purchases	150
Fees and charges	164
Other disbursements	165
Account to account transfers.....	165
Realized gain/loss detail.....	166

Summary

Portfolio value

Income		Principal		Total	
Income on March 31	\$390,507.25	Principal on March 31	\$29,151,534.05	Total portfolio value on March 31	\$29,542,041.30
Income on January 1	380,548.40	Principal on January 1	31,799,324.80	Total portfolio value on January 1	32,179,873.20
Change in value	\$9,958.85	Change in value	-\$2,647,790.75	Total change in value	-\$2,637,831.90

Portfolio value by asset class

Income	Value Mar. 31	Value Jan. 1	Change in value	Tax cost*
Cash and cash equivalents	\$175,574.80	\$157,496.74	\$18,078.06	\$175,574.80
Fixed income	47,504.16	50,154.60	- 2,650.44	51,287.91
Equities	58,289.93	64,383.29	- 6,093.36	64,291.35
Alternative investments	109,138.36	108,513.77	624.59	110,503.48
Principal	Value Mar. 31	Value Jan. 1	Change in value	Tax cost*
Cash and cash equivalents	\$414,219.19	\$936,797.40	-\$522,578.21	\$414,219.19
Fixed income	7,026,527.34	7,313,896.91	- 287,369.57	7,379,299.68
Equities	20,336,249.67	22,145,396.65	- 1,809,146.98	12,599,576.48
Alternative investments	1,374,537.85	1,403,233.84	- 28,695.99	1,397,784.60
Total	\$29,542,041.30	\$32,179,873.20	-\$2,637,831.90	\$22,192,537.49

* We use tax cost to calculate the cost of your portfolio. When this information is not available for all assets, your portfolio's tax cost may be understated. To determine if we have tax cost information for all your assets, call Ross Martin your Account Advisor.

Summary

Change in account value

	This period	From Jan. 1, 2022
Beginning account value	\$32,206,346.59	\$32,206,346.59
Additions		
Cash contributions	\$54,306.96	\$54,306.96
Investment income	95,612.24	95,612.24
Other receipts	5,457.90	5,457.90
Disbursements		
Fees and charges	- \$41,028.18	- \$41,028.18
Other disbursements	- 570,100.00	- 570,100.00
Change in value of investments	- 2,182,080.82	- 2,182,080.82
Net accrued income	- 3,593.01	- 3,593.01
Ending account value	\$29,564,921.68	\$29,564,921.68

Investment income summary

	This period	From Jan. 1, 2022	Estimated annual income	Accrued income this period
Income-cash and cash equivalents	\$46.73	\$46.73	\$1,046.45	\$40.80
Interest-fixed income	38,270.94	38,270.94	165,063.91	20,047.08
Dividends-equities	53,023.93	53,023.93	296,152.10	2,792.50
Income-alternative investments	2,906.02	2,906.02	1,548.72	-
Other income	1,364.62	1,364.62	-	-
Total	\$95,612.24	\$95,612.24	\$463,811.18	\$22,880.38

Gain/loss summary

	Net realized gain/loss		Net unrealized gain/loss*
	This period	From Jan. 1, 2022	Since acquisition
Fixed income	- \$14,248.25	- \$14,248.25	- \$356,556.09
Equities	102,270.11	102,270.11	7,730,671.77
Alternative inv	-	-	- 24,611.87
Total	\$88,021.86	\$88,021.86	\$7,349,503.81

* All unrealized gain/loss information is based on tax cost. When this information is not available for all assets, your portfolio's tax cost may be understated. To determine if we have tax cost information for all your assets, call Ross Martin your Account Advisor.

Accrued income summary

Accrued income on March 31	\$22,880.38
Accrued income on January 01	26,473.39
Net accrued income	- \$3,593.01

Summary

Transaction summary - measured by cash balance

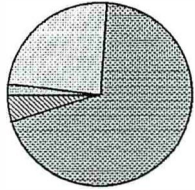
	Income		Principal	
	This period	From Jan. 1, 2022	This period	From Jan. 1, 2022
Beginning cash balance	- \$52,361.61	- \$52,361.61	\$52,361.61	\$52,361.61
Additions				
Contributions	-	-	\$54,306.96	\$54,306.96
Investment income	62,012.26	62,012.26	33,599.98	33,599.98
Sales and maturities	-	-	1,729,364.27	1,729,364.27
Other receipts	-	-	5,457.90	5,457.90
Disbursements				
Purchases	- \$27,733.45	- \$27,733.45	- \$1,245,879.74	- \$1,245,879.74
Fees and charges	- 41,028.18	- 41,028.18	-	-
Other disbursements	-	-	- 570,100.00	- 570,100.00
Ending cash balance	- \$59,110.98	- \$59,110.98	\$59,110.98	\$59,110.98
Change in cash	- \$6,749.37	- \$6,749.37	\$6,749.37	\$6,749.37

Transaction summary - measured by tax cost

	This period	From Jan. 1, 2022
Beginning tax cost	\$22,560,266.71	\$22,560,266.71
Additions		
Purchases	\$1,273,613.19	\$1,273,613.19
Disbursements		
Sales	- \$1,641,342.41	- \$1,641,342.41
Change in cash		
Ending tax cost	\$22,192,537.49	\$22,192,537.49

Analysis

Asset allocation



	Mar. 31, 2022
Cash and cash equivalents	2.00 %
Mutual funds	2.00 %
Fixed income	23.95 %
Corporate	2.74 %
US treasury	4.31 %
Agency	1.32 %
Mutual funds	15.44 %
Mortgages	0.10 %
Other	0.03 %
Equities	69.04 %
Stock	23.00 %
Etf's	32.76 %
Mutual funds	13.27 %
Alternative investments	5.02 %
Mutual funds	5.02 %

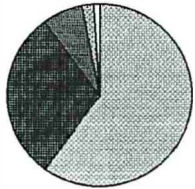
Equity sectors

	Market value	% of equities	% of total portfolio
Industrials	\$443,763.22	6.53 %	1.50 %
Consumer discretionary	684,811.10	10.08 %	2.32 %
Consumer staples	382,668.52	5.63 %	1.30 %
Energy	158,012.18	2.33 %	0.54 %
Financial	932,968.79	13.73 %	3.16 %
Materials	343,162.01	5.05 %	1.16 %
Information technology	1,709,296.55	25.16 %	5.79 %
Real estate	385,731.08	5.68 %	1.31 %
Utilities	153,266.93	2.26 %	0.52 %
Health care	1,163,243.04	17.12 %	3.94 %
Telecommunication services	437,988.53	6.45 %	1.48 %
Total	\$6,794,911.95	100.00 %	23.02 %

Analysis


Bond analysis

Bond rating



	Market Value	% of bonds	% of total portfolio
Moody's Aaa	\$1,499,553.52	59.71 %	5.08 %
Moody's Aa2	62,251.20	2.48 %	0.21 %
Moody's Aa3	22,752.25	0.91 %	0.08 %
Moody's A1	167,489.05	6.67 %	0.57 %
Other	759,515.43	30.24 %	2.57 %

Maturity schedule



Market value (% of bonds maturing in)	% of bonds	Corporate	US treasury and agency	Municipal	Other
Less than 1 year	0.40 %	\$10,058.60 (100.00 %)	- (-)	- (-)	- (-)
1 - 5 years	55.53 %	410,294.16 (29.42 %)	944,816.40 (67.75 %)	- (-)	39,505.10 (2.83 %)
6 - 10 years	37.74 %	387,497.90 (40.88 %)	560,402.45 (59.12 %)	- (-)	- (-)
11 - 15 years	2.58 %	- (-)	64,772.06 (100.00 %)	- (-)	- (-)
16 or more years	3.75 %	- (-)	94,214.78 (100.00 %)	- (-)	- (-)

Detail

Portfolio - income

Cash and cash equivalents

Uninvested cash

Description	Market value last period	Current market value		% of total portfolio	Total tax cost Avg. tax cost per unit	Unrealized gain/loss	Current yield	Estimated annual income	Accrued income
		Quantity	Current price per unit						
UNINVESTED CASH	- 59,110.980	- 59,110.98	\$1.0000	- 0.21 %	- \$59,110.98	\$1.00			

Mutual funds - money market

Description	Market value last period	Current market value		% of total portfolio	Total tax cost Avg. tax cost per unit	Unrealized gain/loss	Current yield	Estimated annual income	Accrued income
		Quantity	Current price per unit						
FEDERATED HERMES GOVERNMENT OBLIGATIONS FUND #07 21-75-073-***3885	\$209,858.35	224,520	\$224,520.00	0.77 %	\$224,520.00	\$1.00	0.18 %	\$398.36	\$13.95
FEDERATED HERMES GOVERNMENT OBLIGATIONS FUND #07 PNC CAPITAL ADVISORS	10,165.780	10,165.78	1.0000	0.04 %	10,165.78	1.00	0.18 %	18.04	0.60
FEDERATED HERMES GOVERNMENT OBLIGATIONS FUND #07 ARISTOTLE CAPITAL MANAGEMENT			1.0000	0.01 %					0.13
Total mutual funds - money market			\$234,685.78	0.79 %	\$234,685.78		0.18 %	\$416.40	\$14.68
Total cash and cash equivalents			\$175,574.80	0.59 %	\$175,574.80		0.24 %	\$416.40	\$14.68

Detail

Fixed income

Mutual funds - fixed income

Description [Symbol]	Market value last period Quantity	Current market value		% of total portfolio	Total tax cost		Current yield	Estimated annual income	Accrued income
		Current price per unit	Current		Avg. tax cost per unit	Unrealized gain/loss			
DODGE & COX INCOME FUND (DODIX) FD #147 21-75-073-***3885	\$31,233.98 2,221.478	\$29,456.80 \$13.2600		0.10 %	\$32,136.86 \$14.47	- \$2,680.06	1.96 %	\$575.36	
METROPOLITAN WEST UNCONSTRAINED (MWCIX) BOND FUND CLASS I FUND #0518 21-75-073-***3885	18,920.62 1,617.147	18,047.36 11.1600		0.07 %	19,151.05 11.84	- 1,103.69	2.94 %	530.42	
Total mutual funds - fixed income		\$47,504.16		0.16 %	\$51,287.91	- \$3,783.75	2.33 %	\$1,105.78	
Total fixed income		\$47,504.16		0.16 %	\$51,287.91	- \$3,783.75	2.33 %	\$1,105.78	

Equities

Mutual funds - equity

Description [Symbol]	Market value last period Quantity	Current market value		% of total portfolio	Total tax cost		Current yield	Estimated annual income	Accrued income
		Current price per unit	Current		Avg. tax cost per unit	Unrealized gain/loss			
FEDERATED HERMES INTERNATIONAL (PEIRX) EQUITY FUND 21-75-073-***3885	\$62,599.52 2,163.827	\$56,497.52 \$26.1100		0.20 %	\$62,534.60 \$28.90	- \$6,037.08	1.47 %	\$828.75	
LAZARD GLOBAL LISTED (GLIFX) INFRASTRUCTURE PORTFOLIO FUND# 1243 21-75-073-***3885	1,783.77 108.107	1,792.41 16.5800		0.01 %	1,756.75 16.25	35.66	5.36 %	96.00	
Total mutual funds - equity		\$58,289.93		0.20 %	\$64,291.35	- \$6,001.42	1.59 %	\$924.75	
Total equities		\$58,289.93		0.20 %	\$64,291.35	- \$6,001.42	1.59 %	\$924.75	

Detail

Alternative investments

Mutual funds - alternative invest

Description (Symbol)	Market value last period	Current market value		% of total portfolio	Total tax cost		Current yield	Estimated annual income	Accrued income
		Quantity	Current price per unit		Avg. tax cost per unit	Unrealized gain/loss			
GLDMN SCHS ABS RTRN TR FUND (GARUX) CLASS R6 21-75-073-***3885	\$108,513.77	11,392.313	\$109,138.36 \$9.5800	0.37 %	\$110,503.48 \$9.70	-\$1,365.12	0.11 %	\$113.92	

Portfolio - principal

Cash and cash equivalents

Uninvested cash

Description	Market value last period	Current market value		% of total portfolio	Total tax cost		Current yield	Estimated annual income	Accrued income
		Quantity	Current price per unit		Avg. tax cost per unit	Unrealized gain/loss			
UNINVESTED CASH		59,110.980	\$59,110.98 \$1.0000	0.21 %	\$59,110.98 \$1.00				

Mutual funds - money market

Description	Market value last period	Current market value		% of total portfolio	Total tax cost		Current yield	Estimated annual income	Accrued income
		Quantity	Current price per unit		Avg. tax cost per unit	Unrealized gain/loss			
FEDERATED HERMES GOVERNMENT OBLIGATIONS FUND #07 21-75-073-***3885	\$732,379.87	222,044.730	\$222,044.73 \$1.0000	0.76 %	\$222,044.73 \$1.00		0.18 %	\$393.97	\$15.22
FEDERATED HERMES GOVERNMENT OBLIGATIONS FUND #07 PNC CAPITAL ADVISORS	20,656.93	4,139.360	4,139.36 1.0000	0.02 %	4,139.36 1.00		0.18 %	7.34	1.67
FEDERATED HERMES GOVERNMENT OBLIGATIONS FUND #07 ARISTOTLE CAPITAL MANAGEMENT	72,199.45	75,215.830	75,215.83 1.0000	0.26 %	75,215.83 1.00		0.18 %	133.45	5.97
FEDERATED HERMES GOVERNMENT OBLIGATIONS FUND #07 EDGEWOOD MGMT	44,143.91	41,487.050	41,487.05 1.0000	0.15 %	41,487.05 1.00		0.18 %	73.61	2.36

Detail

Mutual funds - money market

Description	Market value last period	Current market value	% of total portfolio	Total tax cost Avg. tax cost per unit	Unrealized gain/loss	Current yield	Estimated annual income	Accrued income
	Quantity	Current price per unit						
FEDERATED HERMES GOVERNMENT OBLIGATIONS FUND #07 GW&K INVESTMENT MANAGEMENT	15,055.63 12,221.240	12,221.24 1.0000	0.05 %	12,221.24 1.00		0.18 %	21.68	0.90
Total mutual funds - money market		\$355,108.21	1.20 %	\$355,108.21		0.18 %	\$630.05	\$26.12
Total cash and cash equivalents		\$414,219.19	1.40 %	\$414,219.19		0.15 %	\$630.05	\$26.12

Fixed income

Corporate bonds

Description [Cusip]	Market value last period	Current market value	% of total portfolio	Total tax cost Avg. tax cost per unit	Unrealized gain/loss	Current yield	Estimated annual income	Accrued income
	Quantity	Current price per unit						
AMAZON.COM INC CALL 02/12/2031 UNSC 02.100% DUE 05/12/2031 RATING: A1 (023135BZ8) PNC CAPITAL ADVISORS	\$15,204.15 15,000	\$13,934.40 \$92.8960	0.05 %	\$14,997.30 \$99.98	- \$1,062.90	2.27 %	\$315.00	\$121.62
AMERICAN EXPRESS CREDIT SER MTN CALL 04/03/2027 03.300% DUE 05/03/2027 RATING: A2 (0258MOEL9) PNC CAPITAL ADVISORS	21,396.80 20,000	20,152.20 100.7610	0.07 %	19,754.80 98.77	397.40	3.28 %	660.00	271.33
AMERICAN HONDA FINANCE SER MTN UNSC 02.250% DUE 01/12/2029 RATING: A3 (02665WEB3) PNC CAPITAL ADVISORS	15,000	13,986.90 93.2460	0.05 %	14,966.25 99.78	- 979.35	2.42 %	337.50	73.13

Detail

Fixed income
 Corporate bonds

Description (Cusip)	Market value last period	Current market value	% of total portfolio	Total tax cost	Unrealized gain/loss	Current yield	Estimated annual income	Accrued income
	Quantity	Current price per unit		Avg. tax cost per unit				
AMERIPRISE FINANCIAL INC UNSC 03.700% DUE 10/15/2024 RATING: A3 (03076CAG1) PNC CAPITAL ADVISORS	5,000	5,073.65 101.4730	0.02 %	5,092.05 101.84	- 18.40	3.65 %	185.00	85.31
APPLE INC CALL 06/11/2029 UNSC 02.200% DUE 09/11/2029 RATING: AAA (037833DP2) PNC CAPITAL ADVISORS	15,352.95 15,000	14,295.90 95.3060	0.05 %	15,679.40 104.53	- 1,383.50	2.31 %	330.00	18.33
ATMOS ENERGY CORP CALL 03/15/2027 UNSC 03.000% DUE 06/15/2027 RATING: A1 (049560AN5) PNC CAPITAL ADVISORS	15,864.00 15,000	14,895.90 99.3060	0.06 %	15,614.55 104.10	- 718.65	3.03 %	450.00	132.50
AVALONBAY COMMUNITIES SER MTN CALL 02/15/2027 03.350% DUE 05/15/2027 RATING: A3 (05348EBA6) PNC CAPITAL ADVISORS	10,738.50 10,000	9,991.80 99.9180	0.04 %	11,197.10 111.97	- 1,205.30	3.36 %	335.00	126.56
BB&T CORPORATION SER MTN CALL 11/06/2023 03.750% DUE 12/06/2023 RATING: A3 (05531FBBF9) PNC CAPITAL ADVISORS	10,510.70 10,000	10,187.80 101.8780	0.04 %	9,984.60 99.85	203.20	3.69 %	375.00	119.79

Detail

Fixed income
Corporate bonds

Description (Cusip)	Market value last period	Current market value		% of total portfolio	Total tax cost Avg. tax cost per unit	Unrealized gain/loss	Current yield	Estimated annual income	Accrued income
		Quantity	Current price per unit						
BANK OF AMERICA CORP SR UNSEC CALL 01/23/25 @ 100 VAR% DUE 01/23/2026 RATING: A2 (06051GGZ6) PNC CAPITAL ADVISORS	15,780.00	15,000	15,007.65 100.0510	0.06 %	15,000.00 100.00	7.65	3.37 %	504.90	95.37
BANK OF AMERICA CORP SER MTN CALL 06/14/2028 @ 100 VAR% DUE 06/14/2029 RATING: A2 (06051GJZ3) PNC CAPITAL ADVISORS	9,929.70	10,000	9,134.40 91.3440	0.04 %	10,085.30 100.85	- 950.90	2.29 %	208.70	62.03
BANK OF MONTREAL SER MTN SEDOL BPQ0633 ISIN US06368FAE97 01.500% DUE 01/10/2025 RATING: A2 (06368FAE9) PNC CAPITAL ADVISORS	15,000	15,000	14,370.15 95.8010	0.05 %	14,992.05 99.95	- 621.90	1.57 %	225.00	50.62
BANK OF NOVA SCOTIA SEDOL N.A. ISIN US06417XAB73 01.450% DUE 01/10/2025 RATING: A2 (06417XAB7) PNC CAPITAL ADVISORS	15,000	15,000	14,399.85 95.9990	0.05 %	14,801.10 98.67	- 401.25	1.52 %	217.50	48.94
BERKSHIRE HATHAWAY FIN CALL 07/15/2030 COGT 01.450% DUE 10/15/2030 RATING: AA2 (084664CW9) PNC CAPITAL ADVISORS	9,576.90	10,000	8,738.90 87.3890	0.03 %	9,979.60 99.80	- 1,240.70	1.66 %	145.00	66.86

Detail

Fixed income
Corporate bonds

Description (Cusip)	Market value last period	Current market value		% of total portfolio	Total tax cost Avg. tax cost per unit	Unrealized gain/loss	Current yield	Estimated annual income	Accrued income
		Quantity	Current price per unit						
BP CAP MARKETS AMERICA CALL 01/06/2030 COGT 03.633% DUE 04/06/2030 RATING: A2 (10373QBL3) PNC CAPITAL ADVISORS	11,033.30	10,182.60	101.8260	0.04 %	10,000.00 100.00	182.60	3.57 %	363.30	176.60
CAMDEN PROPERTY TRUST CALL 06/15/2024 UNSC 03.500% DUE 09/15/2024 RATING: A3 (133131AV4) PNC CAPITAL ADVISORS	10,475.80	10,039.00	100.3900	0.04 %	10,920.60 109.21	- 881.60	3.49 %	350.00	15.56
CATERPILLAR INC CALL 06/19/2029 UNSC 02.600% DUE 09/19/2029 RATING: A2 (149123CG4) PNC CAPITAL ADVISORS	15,686.70	14,571.45	97.1430	0.05 %	15,044.45 100.30	- 473.00	2.68 %	390.00	13.00
CHEVRON CORP CALL 01/03/2024 UNSC 02.895% DUE 03/03/2024 RATING: AA2 (166764BT6) PNC CAPITAL ADVISORS	15,580.20	15,171.45	101.1430	0.06 %	14,460.90 96.41	710.55	2.87 %	434.25	33.77
COCA-COLA CO/THE UNSC 03.450% DUE 03/25/2030 RATING: A1 (191216CT5) PNC CAPITAL ADVISORS	11,070.90	10,278.50	102.7850	0.04 %	9,966.50 99.67	312.00	3.36 %	345.00	5.75

Detail

Fixed income
Corporate bonds

Description (Cusip)	Market value last period	Current market value		% of total portfolio	Total tax cost		Current yield	Estimated annual income	Accrued income
		Quantity	Current price per unit		Avg. tax cost per unit	Unrealized gain/loss			
COMCAST CORP CALL 07/15/2028 COGT 04.150% DUE 10/15/2028 RATING: A3 {20030NCT6} PNC CAPITAL ADVISORS		10,000	10,508.20	0.04 %	10,784.40	- 276.20	3.95 %	415.00	191.36
CONNECTICUT LIGHT & PWR SER A CALL 12/15/2026 03.200% DUE 03/15/2027 RATING: A1 {207597EJ0} PNC CAPITAL ADVISORS	10,634.40	10,000	10,021.00	0.04 %	10,514.30	- 493.30	3.20 %	320.00	14.22
CONSOLIDATED EDISON CO O SER D CALL 09/01/2028 04.000% DUE 12/01/2028 RATING: BAA1 {209111FS7} PNC CAPITAL ADVISORS	16,798.50	15,000	15,524.25	0.06 %	14,988.90	535.35	3.87 %	600.00	200.00
JOHN DEERE CAPITAL CORP SER MTN UNSC 02.250% DUE 09/14/2026 RATING: A2 {24422EVB2} PNC CAPITAL ADVISORS	10,309.50	10,000	9,707.90	0.04 %	9,975.50	- 267.60	2.32 %	225.00	10.63
DUKE ENERGY PROGRESS LLC CALL 05/15/2031 MORT 02.000% DUE 08/15/2031 RATING: AA3 {26442UAL8} PNC CAPITAL ADVISORS	9,768.40	15,000	13,421.85	0.05 %	14,662.30	- 1,240.45	2.24 %	300.00	38.33

Detail

Fixed income
Corporate bonds

Description [Cusip]	Market value last period	Current market value		% of total portfolio	Total tax cost		Current yield	Estimated annual income	Accrued income
		Quantity	Current price per unit		Avg. tax cost per unit	Unrealized gain/loss			
EMERSON ELECTRIC CO CALL 07/15/2030 UNSC 01.950% DUE 10/15/2030 RATING: A2 (291011BN3) PNC CAPITAL ADVISORS		15,000	13,576.80 90.5120	0.05 %	14,123.70 94.16	- 546.90	2.16 %	292.50	134.87
ENTERGY LOUISIANA LLC CALL 11/17/2021 MORT 00.620% DUE 11/17/2023 RATING: A2 (29364WBF4) PNC CAPITAL ADVISORS	9,919.00	10,000	9,703.30 97.0330	0.04 %	9,998.20 99.98	- 294.90	0.64 %	62.00	23.08
FLORIDA POWER & LIGHT CO CALL 11/03/2031 MORT 02.450% DUE 02/03/2032 RATING: AA2 (341081GG6) PNC CAPITAL ADVISORS		10,000	9,405.70 94.0570	0.04 %	10,037.40 100.37	- 631.70	2.61 %	245.00	52.40
HORMEL FOODS CORP CALL 03/11/2030 UNSC 01.800% DUE 06/11/2030 RATING: A1 (440452AF7) PNC CAPITAL ADVISORS	9,805.10	10,000	8,961.90 89.6190	0.04 %	9,972.70 99.73	- 1,010.80	2.01 %	180.00	55.00
INTEL CORP CALL 03/11/2024 UNSC 02.875% DUE 05/11/2024 RATING: A1 (458140BD1) PNC CAPITAL ADVISORS	15,616.50	15,000	15,111.00 100.7400	0.06 %	14,996.25 99.98	114.75	2.86 %	431.25	167.71

Detail

Fixed income
Corporate bonds

Description (Cusip)	Market value last period	Current market value		% of total portfolio	Total tax cost Avg. tax cost per unit	Unrealized gain/loss	Current yield	Estimated annual income	Accrued income
		Quantity	Current price per unit						
INTERCONTINENTAL EXCHANGE CALL 03/01/2030 UNSC 02.100% DUE 06/15/2030 RATING: N/A (45866FAK0) PNC CAPITAL ADVISORS	9,940.00	9,157.20	91.5720	0.04 %	9,862.60 98.63	- 705.40	2.30 %	210.00	61.83
JPMORGAN CHASE & CO SR UNSEC VAR% DUE 12/05/2024 RATING: A2 (46647PAY2) PNC CAPITAL ADVISORS	15,815.55	15,240.15	101.6010	0.06 %	15,008.70 100.06	231.45	3.96 %	603.45	194.45
JP MORGAN CHASE & CO SR UNSEC CALL 04/22/30 @ 100 VAR% DUE 04/22/2031 RATING: A2 (46647PBL9) PNC CAPITAL ADVISORS	15,160.95	13,905.30	92.7020	0.05 %	15,268.70 101.79	- 1,363.40	2.73 %	378.30	167.08
JOHNSON & JOHNSON CALL 06/01/2030 UNSC 01.300% DUE 09/01/2030 RATING: AAA (478160CQ5) PNC CAPITAL ADVISORS	9,636.30	8,904.50	89.0450	0.04 %	9,997.20 99.97	- 1,092.70	1.46 %	130.00	10.83
KFW SEDOL 2H2WV86 ISIN US500769JM70 00.250% DUE 03/08/2024 RATING: AAA (500769JM7) PNC CAPITAL ADVISORS	14,809.95	14,406.75	96.0450	0.05 %	14,960.85 99.74	- 554.10	0.27 %	37.50	2.40

Detail

Fixed income
Corporate bonds

Description (Cusip)	Market value last period	Current market value		% of total portfolio	Total tax cost		Current yield	Estimated annual income	Accrued income
		Quantity	Current price per unit		Avg. tax cost per unit	Unrealized gain/loss			
MASTERCARD INC CALL 03/01/2029 UNSC 02.950% DUE 06/01/2029 RATING: A1 (57636QAM6) PNC CAPITAL ADVISORS	16,069.05	16,069.05	14,945.55	0.06 %	14,979.30	- 33.75	2.97 %	442.50	147.50
MERCK & CO INC CALL 12/07/2028 UNSC 03.400% DUE 03/07/2029 RATING: A1 (58933YAX3) PNC CAPITAL ADVISORS	10,878.80	10,878.80	10,226.70	0.04 %	9,943.80	282.90	3.33 %	340.00	22.67
METLIFE INC SER D UNSC 04.368% DUE 09/15/2023 RATING: A3 (59156RBB3) PNC CAPITAL ADVISORS	10,578.50	10,578.50	10,290.00	0.04 %	10,799.30	- 509.30	4.25 %	436.80	19.41
MICROSOFT CORP CALL 08/03/2020 @ 100.000 UNSC 03.125% DUE 11/03/2025 RATING: AAA (594918BJ2) PNC CAPITAL ADVISORS	5,000	5,000	5,086.80	0.02 %	5,194.70	- 107.90	3.08 %	156.25	64.24
PACCAR FINANCIAL CORP SER MTN UNSC 01.800% DUE 02/06/2025 RATING: A1 (69371RQ66) PNC CAPITAL ADVISORS	15,215.55	15,215.55	14,543.55	0.05 %	15,433.65	- 890.10	1.86 %	270.00	41.25

Detail

Fixed income
Corporate bonds

Description [Cusip]	Market value last period	Current market value		% of total portfolio	Total tax cost		Current yield	Estimated annual income	Accrued income
		Quantity	Current price per unit		Avg. tax cost per unit	Unrealized gain/loss			
PROLOGIS LP CALL 01/15/2030 UNSC 02.250% DUE 04/15/2030 RATING: A3 (74340XBM2) PNC CAPITAL ADVISORS	10,000	9,290.50	92.9050	0.04 %	9,642.90 96.43	- 352.40	2.43 %	225.00	103.75
PUBLIC STORAGE CALL 03/01/2028 UNSC 01.850% DUE 05/01/2028 RATING: A2 (74460WAD9) PNC CAPITAL ADVISORS	9,979.30 10,000	9,194.70 91.9470		0.04 %	9,992.80 99.93	- 798.10	2.02 %	185.00	77.08
ROYAL BANK OF CANADA SEDOL ISIN US78013XW204 03.700% DUE 10/05/2023 RATING: A1 (78013XW20) PNC CAPITAL ADVISORS	15,733.80 15,000	15,273.30 101.8220		0.06 %	14,839.95 98.93	433.35	3.64 %	555.00	271.33
SHELL INTERNATIONAL FIN SEDOL ISIN US822582BD31 03.250% DUE 05/11/2025 RATING: AA2 (822582BD3) PNC CAPITAL ADVISORS	15,963.75 15,000	15,162.75 101.0850		0.06 %	15,868.05 105.79	- 705.30	3.22 %	487.50	189.58
SIERRA PACIFIC POWER CO CALL 02/01/2026 MORT 02.600% DUE 05/01/2026 RATING: A2 (826418BM6) PNC CAPITAL ADVISORS	10,397.60 15,000	14,732.10 98.2140		0.05 %	14,368.30 95.79	363.80	2.65 %	390.00	162.50

745

Detail

Fixed income
Corporate bonds

Description (Cusip)	Market value last period	Current market value		% of total portfolio	Total tax cost		Current yield	Estimated annual income	Accrued income
		Quantity	Current price per unit		Avg. tax cost per unit	Unrealized gain/loss			
SUMITOMO MITSUI FINL GRP SEDOL BZ1H048 ISIN US86562MAU45 02.778% DUE 10/18/2022 RATING: A1 (86562MAU4) PNC CAPITAL ADVISORS	10,172.20	10,058.60	100.5860	0.04 %	9,926.70 99.27	131.90	2.77 %	277.80	125.78
TORONTO-DOMINION BANK SEDOL ISIN US89114TZL96 01.450% DUE 01/10/2025 RATING: A1 (89114TZL9) PNC CAPITAL ADVISORS	15,000	14,367.00 95.7800	14,367.00	0.05 %	14,847.85 98.99	- 480.85	1.52 %	217.50	47.73
TOYOTA MOTOR CREDIT CORP UNSC 03.050% DUE 03/22/2027 RATING: A1 (89236TJZ9) PNC CAPITAL ADVISORS	5,000	4,991.65 99.8330	4,991.65	0.02 %	4,999.55 99.99	- 7.90	3.06 %	152.50	3.81
US BANCORP CALL 05/30/2029 SUB 03.000% DUE 07/30/2029 RATING: A2 (91159HHW3) PNC CAPITAL ADVISORS	15,841.80 15,000	14,699.70 97.9980	14,699.70	0.05 %	14,998.65 99.99	- 298.95	3.07 %	450.00	76.25
UNITEDHEALTH GROUP INC CALL 02/15/2030 UNSC 02.000% DUE 05/15/2030 RATING: A3 (91324PDX7) PNC CAPITAL ADVISORS	9,927.60 10,000	9,203.90 92.0390	9,203.90	0.04 %	9,985.35 99.85	- 781.45	2.18 %	200.00	75.56

Detail

Fixed income
Corporate bonds

Description (Cusip)	Market value last period	Current market value		% of total portfolio	Total tax cost		Current yield	Estimated annual income	Accrued income
		Quantity	Current price per unit		Avg. tax cost per unit	Unrealized gain/loss			
VISA INC CALL 01/15/2030 UNSC 02.050% DUE 04/15/2030 RATING: AA3 (92826CAM4) PNC CAPITAL ADVISORS	10,129.00	10,000	9,330.40 93.3040	0.04 %	10,020.65 100.21	- 690.25	2.20 %	205.00	94.53
WALMART INC CALL 07/22/2028 UNSC 01.500% DUE 09/22/2028 RATING: AA2 (931142ES8) PNC CAPITAL ADVISORS	14,907.15	15,000	13,772.40 91.8160	0.05 %	14,984.10 99.89	- 1,211.70	1.64 %	225.00	5.62
WELLS FARGO & COMPANY SER MTN CALL 06/02/2023 @ 100 VAR% DUE 06/02/2024 RATING: A1 (95000U2R3) PNC CAPITAL ADVISORS	10,084.60	10,000	9,880.00 98.8000	0.04 %	10,006.85 100.07	- 126.85	1.68 %	165.40	54.67
Total corporate bonds			\$607,017.90	2.06 %	\$628,520.70	- \$21,502.80	2.63 %	\$15,982.40	\$4,424.52

Treasury bonds

Description (Cusip)	Market value last period	Current market value		% of total portfolio	Total tax cost		Current yield	Estimated annual income	Accrued income
		Quantity	Current price per unit		Avg. tax cost per unit	Unrealized gain/loss			
USA TREASURY NOTES 01.125% DUE 02/15/2031 RATING: AAA (91282CBL4) PNC CAPITAL ADVISORS	\$111,608.65	145,000	\$130,924.85 \$90.2930	0.45 %	\$137,355.87 \$94.73	- \$6,431.02	1.25 %	\$1,631.25	\$202.78

747

Detail

Treasury bonds

Description [Cusip]	Current market value		% of total portfolio	Total tax cost Avg. tax cost per unit	Unrealized gain/loss	Current yield	Estimated annual income	Accrued income
	Market value last period	Current price per unit						
USA TREASURY NOTES 01.8750% DUE 02/15/2032 RATING: AAA (91282CDY4) PNC CAPITAL ADVISORS	Quantity 5,000	4,801.55 96.0310	0.02 %	4,817.38 96.35	- 15.83	1.96 %	93.75	11.65
USA TREASURY NOTES 02.375% DUE 08/15/2024 RATING: AAA (912828D56) PNC CAPITAL ADVISORS	186,897.60 185,000	184,574.50 99.7700	0.63 %	185,318.12 100.17	- 743.62	2.39 %	4,393.75	546.18
USA TREASURY NOTES 02.250% DUE 11/15/2025 RATING: AAA (912828M56) PNC CAPITAL ADVISORS	270,805.60 270,000	267,248.70 98.9810	0.91 %	291,111.69 107.82	- 23,862.99	2.28 %	6,075.00	2,299.10
USA TREASURY NOTES 01.625% DUE 05/15/2026 RATING: AAA (912828R36) PNC CAPITAL ADVISORS	294,860.40 290,000	279,815.20 96.4880	0.95 %	303,701.17 104.73	- 23,885.97	1.69 %	4,712.50	1,783.46
USA TREASURY NOTES 02.500% DUE 08/15/2023 RATING: AAA (912828VS6) PNC CAPITAL ADVISORS	36,047.20 70,000	70,401.80 100.5740	0.24 %	70,445.70 100.64	- 43.90	2.49 %	1,750.00	217.54
USA TREASURY NOTES 02.500% DUE 05/15/2024 RATING: AAA (912828WJ5) PNC CAPITAL ADVISORS	166,212.80 45,000	45,093.15 100.2070	0.16 %	44,936.32 99.86	156.83	2.50 %	1,125.00	425.76
USA TREASURY NOTES 02.375% DUE 05/15/2027 RATING: AAA (912828X88) PNC CAPITAL ADVISORS	184,693.25 235,000	233,989.50 99.5700	0.80 %	246,491.42 104.89	- 12,501.92	2.39 %	5,581.25	2,112.24

Detail

Treasury bonds

Description (Cusip)	Market value last period	Current market value		% of total portfolio	Total tax cost Avg. tax cost per unit	Unrealized gain/loss	Current yield	Estimated annual income	Accrued income
		Quantity	Current price per unit						
USA TREASURY NOTES 00.625% DUE 05/15/2030 RATING: AAA (912828ZQ6) PNC CAPITAL ADVISORS	102,850.00	65,000	56,674.15 87.1910	0.20 %	59,759.56 91.94	- 3,085.41	0.72 %	406.25	153.75
Total treasury bonds			\$1,273,523.40	4.31 %	\$1,343,937.23	- \$70,413.83	2.02 %	\$25,768.75	\$7,752.46

Agency bonds

Description (Cusip)	Market value last period	Current market value		% of total portfolio	Total tax cost Avg. tax cost per unit	Unrealized gain/loss	Current yield	Estimated annual income	Accrued income
		Quantity	Current price per unit						
FEDERAL HOME LOAN BANK BND5 03.250% DUE 11/16/2028 RATING: AAA (3130AFFX0) PNC CAPITAL ADVISORS	\$11,171.50	10,000	\$10,457.50 \$104.5750	0.04 %	\$11,470.80 \$114.71	- \$1,013.30	3.11 %	\$325.00	\$121.87
FEDERAL NATL MTG ASSN UNSC 01.875% DUE 09/24/2026 RATING: AAA (3135G0Q22) PNC CAPITAL ADVISORS	77,063.25	75,000	73,010.25 97.3470	0.25 %	70,862.85 94.48	2,147.40	1.93 %	1,406.25	27.34
FEDERAL NATL MTG ASSN BND5 02.625% DUE 09/06/2024 RATING: AAA (3135G0ZR7) PNC CAPITAL ADVISORS	10,460.90	10,000	10,055.00 100.5500	0.04 %	10,804.30 108.04	- 749.30	2.62 %	262.50	18.23

Detail

Agency bonds

Description (Cusip)	Market value last period	Current market value		% of total portfolio	Total tax cost Avg. tax cost per unit	Unrealized gain/loss	Current yield	Estimated annual income	Accrued income
		Quantity	Current price per unit						
FEDERAL HOME LOAN MTG CORP NTS 00.250% DUE 08/24/2023 RATING: AAA (3137EAEV7) PNC CAPITAL ADVISORS	14,902.65	15,000	14,617.80 97.4520	0.05 %	14,984.70 99.90	- 366.90	0.26 %	37.50	3.85
FEDERAL NATL MTG ASSN POOL #AH3765 04.000% DUE 01/01/2041 RATING: N/A (3138A5FF4) PNC CAPITAL ADVISORS	7,320.23	6,505.070	6,803.78 104.5920	0.03 %	6,967.51 107.11	- 163.73	3.83 %	260.20	22.41
FEDERAL NATL MTG ASSN POOL AS5327 03.000% DUE 07/01/2030 RATING: N/A (3138WE4M8) PNC CAPITAL ADVISORS	23,474.97	20,965.855	21,184.32 101.0420	0.08 %	21,661.18 103.32	- 476.86	2.97 %	628.98	54.16
FEDERAL NATL MTG ASSN POOL AS8018 03.000% DUE 09/01/2031 RATING: N/A (3138WH4C3) PNC CAPITAL ADVISORS	17,647.91	15,354.520	15,517.43 101.0610	0.06 %	15,863.13 103.31	- 345.70	2.97 %	460.64	39.67
FEDERAL NATL MTG ASSN POOL BC4777 02.500% DUE 10/01/2031 RATING: N/A (3140F0JX3) PNC CAPITAL ADVISORS	20,488.95	18,582.348	18,392.99 98.9810	0.07 %	19,012.06 102.31	- 619.07	2.53 %	464.56	40.00
FEDERAL NATL MTG ASSN POOL BM4202 03.500% DUE 12/01/2029 RATING: N/A (3140J8U43) PNC CAPITAL ADVISORS	16,866.36	14,793.099	15,186.00 102.6560	0.06 %	15,417.19 104.22	- 231.19	3.41 %	517.76	44.58

Detail

Agency bonds

Description (Cusip)	Market value last period	Current market value		% of total portfolio	Total tax cost	Unrealized gain/loss	Current yield	Estimated annual income	Accrued income
		Quantity	Current price per unit						
FEDERAL NATL MTG ASSN POOL BR2619 02.000% DUE 02/01/2051 RATING: N/A (3140L04D6) PNC CAPITAL ADVISORS	13,601.79 12,762.830	11,882.07 93.0990	0.05 %	13,225.48 103.63	- 1,343.41	2.15 %	255.26	21.98	
FEDERAL NATL MTG ASSN POOL CA5540 03.000% DUE 04/01/2050 RATING: N/A (3140QDEN0) PNC CAPITAL ADVISORS	10,816.54 9,641.944	9,469.84 98.2150	0.04 %	10,287.50 106.70	- 817.66	3.06 %	289.26	24.91	
FEDERAL NATL MTG ASSN POOL FM6733 02.500% DUE 02/01/2035 RATING: N/A (3140XAPT3) PNC CAPITAL ADVISORS	20,738.77 18,622.120	18,432.36 98.9810	0.07 %	19,559.04 105.03	- 1,126.68	2.53 %	465.55	40.09	
FEDERAL NATL MTG ASSN POOL FM8248 02.500% DUE 08/01/2051 RATING: N/A (3140XCEW4) PNC CAPITAL ADVISORS	20,024.62 18,709.400	17,987.03 96.1390	0.07 %	19,583.48 104.67	- 1,596.45	2.61 %	467.74	40.28	
FEDERAL NATL MTG ASSN POOL FM1221 03.500% DUE 07/01/2049 RATING: N/A (3140X4LB0) PNC CAPITAL ADVISORS	5,542.01 5,003.996	5,050.28 100.9250	0.02 %	5,181.48 103.55	- 131.20	3.47 %	175.14	15.08	
FEDERAL NATL MTG ASSN POOL FM3522 03.000% DUE 02/01/2035 RATING: N/A (3140X64G3) PNC CAPITAL ADVISORS	13,283.33 11,808.250	11,927.51 101.0100	0.05 %	12,562.88 106.39	- 635.37	2.98 %	354.25	30.50	

751

Detail

Agency bonds

Description [Cusip]	Market value last period	Current market value		% of total portfolio	Total tax cost Avg. tax cost per unit	Unrealized gain/loss	Current yield	Estimated annual income	Accrued income
		Quantity	Current price per unit						
FEDERAL NATL MTG ASSN POOL FM4138 02.500% DUE 09/01/2050 RATING: N/A (3140X7542) PNC CAPITAL ADVISORS	18,105.93 16,489.874	18,105.93 95.7690	0.06 %	17,404.53 105.55	- 1,612.34	2.62 %	412.25	35.50	
FEDERAL NATL MTG ASSN POOL FM5328 01.500% DUE 01/01/2031 RATING: N/A (3140X84N4) PNC CAPITAL ADVISORS	12,086.11 11,232.989	10,856.57 96.6490	0.04 %	11,525.22 102.60	- 668.65	1.56 %	168.49	14.51	
FEDERAL NATL MTG ASSN POOL FM5792 01.500% DUE 12/01/2035 RATING: N/A (3140X9NJ0) PNC CAPITAL ADVISORS	20,580.83 19,721.361	18,727.80 94.9620	0.07 %	20,084.98 101.84	- 1,357.18	1.58 %	295.82	25.47	
FEDERAL NATL MTG ASSN POOL #AB2077 04.000% DUE 01/01/2041 RATING: N/A (31416XJX9) PNC CAPITAL ADVISORS	30,324.45 26,026.884	27,229.59 104.6210	0.10 %	25,695.45 98.73	1,534.14	3.83 %	1,041.08	89.65	
FEDERAL NATL MTG ASSN POOL MA2803 02.500% DUE 11/01/2031 RATING: N/A (31418CDH4) PNC CAPITAL ADVISORS	25,809.97 23,301.070	23,063.63 98.9810	0.08 %	23,429.42 100.55	- 365.79	2.53 %	582.53	50.16	
FEDERAL NATL MTG ASSN POOL MA4261 02.000% DUE 02/01/2036 RATING: N/A (31418DWX6) PNC CAPITAL ADVISORS	17,329.56 16,129.900	15,684.39 97.2380	0.06 %	16,875.89 104.63	- 1,191.50	2.06 %	322.60	27.78	

Detail

Agency bonds

Description (Cusip)	Market value last period	Current market value	% of total portfolio	Total tax cost Avg. tax cost per unit	Unrealized gain/loss	Current yield	Estimated annual income	Accrued income
	Quantity	Current price per unit						
FEDERAL NATL MTG ASSN POOL MA4285 02.000% DUE 03/01/2031 RATING: N/A (31418DXP2) PNC CAPITAL ADVISORS	21,545.65 19,771.330	19,353.96 97.8890	0.07 %	20,549.81 103.94	- 1,195.85	2.05 %	395.43	34.05
Total agency bonds		\$390,682.29	1.32 %	\$403,008.88	- \$12,326.59	2.45 %	\$9,588.79	\$822.07

Mutual funds - fixed income

Description (Symbol)	Market value last period	Current market value	% of total portfolio	Total tax cost Avg. tax cost per unit	Unrealized gain/loss	Current yield	Estimated annual income	Accrued income
	Quantity	Current price per unit						
DODGE & COX INCOME FUND (DODIX) FD #147 21-75-073-***3885	\$1,853,565.64 132,525.755	\$1,757,291.51 \$13.2600	5.95 %	\$1,851,342.12 \$13.97	- \$94,050.61	1.96 %	\$34,324.17	
METROPOLITAN WEST UNCONSTRAINED (MWCIX) BOND FUND CLASS I FUND #0518 21-75-073-***3885	1,442,298.53 124,218.810	1,386,281.92 11.1600	4.70 %	1,482,234.77 11.93	- 95,952.85	2.94 %	40,743.77	3,903.44
T. ROWE PRICE SHORT-TERM BOND (TBSIX) FUND INC CLASS I FUND #442 21-75-073-***3885	793,046.44 166,055.055	772,156.01 4.6500	2.62 %	804,244.18 4.84	- 32,088.17	1.29 %	9,900.20	925.88
T. ROWE PRICE INSTITUTIONAL (RPIFX) FLOATING RATE FUND 21-75-073-***3885	600,958.69 62,226.007	599,236.45 9.6300	2.03 %	622,682.63 10.01	- 23,446.18	4.00 %	23,957.01	2,083.81
Total mutual funds - fixed income		\$4,514,965.89	15.28 %	\$4,760,503.70	- \$245,537.81	2.41 %	\$108,925.15	\$6,913.13

753

Detail

Mortgages

Description (Cusip)	Market value last period	Current market value	% of total portfolio	Total tax cost Avg. tax cost per unit	Unrealized gain/loss	Current yield	Estimated annual income	Accrued income
	Quantity	Current price per unit						
CAPITAL ONE MULTI-ASSET EXECUT SERIES 2017 A6 CLASS A6 02.290% DUE 07/15/2025 RATING: N/A (14041NFQ9) PNC CAPITAL ADVISORS	\$30,393.00	\$30,124.50 \$100.4150	0.11 %	\$28,425.00 \$94.75	\$1,699.50	2.29 %	\$687.00	\$30.53

Asset backed

Description (Cusip)	Market value last period	Current market value	% of total portfolio	Total tax cost Avg. tax cost per unit	Unrealized gain/loss	Current yield	Estimated annual income	Accrued income
	Quantity	Current price per unit						
BMW VEHICLE OWNER TRUST SERIES 2019 A CLASS A3 01.920% DUE 01/25/2024 RATING: N/A (05588CAC6) PNC CAPITAL ADVISORS	\$4,145.45 2,746.270	\$2,752.04 \$100.2100	0.01 %	\$2,643.28 \$96.25	\$108.76	1.92 %	\$52.73	\$0.88
CNH EQUIPMENT TRUST SERIES 2018 B CLASS A3 03.190% DUE 11/15/2023 RATING: AAA (12596EAC8) PNC CAPITAL ADVISORS	2,884.33 1,809.190	1,813.86 100.2580	0.01 %	1,845.86 102.03	- 32.00	3.19 %	57.71	2.57
CNH EQUIPMENT TRUST SERIES 2019 C CLASS A3 02.010% DUE 12/16/2024 RATING: AAA (12597CAC1) PNC CAPITAL ADVISORS	25,607.78 21,169.400	21,188.45 100.0900	0.08 %	21,166.94 99.99	21.51	2.01 %	425.50	18.91
CNH EQUIPMENT TRUST SERIES 2022 A CLASS A3 02.830% DUE 07/15/2027 RATING: N/A (12660DAC1) PNC CAPITAL ADVISORS	15,000	14,945.40 99.6360	0.06 %	14,998.89 99.99	- 53.49	2.85 %	424.50	1.18

Detail

Asset backed

Description (Cusip)	Market value last period	Current market value		% of total portfolio	Total tax cost Avg. tax cost per unit	Unrealized gain/loss	Current yield	Estimated annual income	Accrued income
		Quantity	Current price per unit						
CAPITAL ONE MULTI TR SER 2022-1 CLASS A 02.800% DUE 03/15/2027 RATING: N/A (14041NFZ9) PNC CAPITAL ADVISORS		10,000	9,999.25 99.9925	0.04 %	9,999.25 99.99		2.81 %	280.00	0.78
FORD CREDIT AUTO OWNER TRUST SERIES 2022 A CLASS A3 01.290% DUE 06/15/2026 RATING: N/A (345286AC2) PNC CAPITAL ADVISORS		20,000	19,390.00 96.9500	0.07 %	19,997.62 99.99	- 607.62	1.34 %	258.00	11.47
GM FINANCIAL SECURITIZED TERM SERIES 2022 1 CLASS A3 01.260% DUE 11/16/2026 RATING: N/A (380146AC4) PNC CAPITAL ADVISORS		25,000	24,191.50 96.7660	0.09 %	24,997.83 99.99	- 806.33	1.31 %	315.00	13.13
HONDA AUTO RECEIVABLES OWNER T SERIES 2020 3 CLASS A4 00.460% DUE 04/19/2027 RATING: N/A (43813KAD4) PNC CAPITAL ADVISORS		9,911.50 10,000	9,647.60 96.4760	0.04 %	9,997.34 99.97	- 349.74	0.48 %	46.00	1.66
HONDA AUTO RECEIVABLES OWNER T SERIES 2022 1 CLASS A3 01.880% DUE 05/15/2026 RATING: AAA (43815BAC4) PNC CAPITAL ADVISORS		10,000	9,816.10 98.1610	0.04 %	9,998.50 99.99	- 182.40	1.92 %	188.00	8.36
HYUNDAI AUTO RECEIVABLES TRUST SERIES 2020 C CLASS A3 00.380% DUE 05/15/2025 RATING: N/A (44891RAC4) PNC CAPITAL ADVISORS		39,827.20 40,000	39,286.80 98.2170	0.14 %	39,990.79 99.98	- 703.99	0.39 %	152.00	6.76

755

Detail

Asset backed

Description (Cusip)	Market value last period	Current market value		% of total portfolio	Total tax cost Avg. tax cost per unit	Unrealized gain/loss	Current yield	Estimated annual income	Accrued income
		Quantity	Current price per unit						
HYUNDAI AUTO RECEIVABLES TRUST SERIES 2022 A CLASS A3 02.220% DUE 10/15/2026 RATING: N/A (448977AD0) PNC CAPITAL ADVISORS		15,000	14,805.15 98.7010	0.06 %	14,999.42 100.00	- 194.27	2.25 %	333.00	13.87
JOHN DEERE OWNER TRUST SERIES 2019 B CLASS A3 02.210% DUE 12/15/2023 RATING: AAA (477870AC3) PNC CAPITAL ADVISORS	4,365.47 2,580.350		2,587.21 100.2660	0.01 %	2,579.80 99.98	7.41	2.21 %	57.03	2.53
VERIZON OWNER TRUST SERIES 2019 A CLASS A1 02.930% DUE 09/20/2023 RATING: AAA (92347YAA2) PNC CAPITAL ADVISORS	3,855.75 1,691.890		1,697.00 100.3020	0.01 %	1,727.78 102.12	- 30.78	2.93 %	49.57	1.51
VERIZON MASTER TRUST SERIES 2021 1 CLASS A 00.860% DUE 05/20/2027 RATING: AAA (92348KAA 1) PNC CAPITAL ADVISORS	14,805.30 15,000		14,279.55 95.1970	0.05 %	14,998.90 99.99	- 719.35	0.53 %	75.00	2.29
VERIZON MASTER TRUST SERIES 2022 2 CLASS A 01.530% DUE 07/20/2028 RATING: AAA (92348KAH6) PNC CAPITAL ADVISORS		15,000	14,432.85 96.2190	0.05 %	14,996.47 99.98	- 563.62	1.60 %	229.50	7.01
Total asset backed			\$200,832.76	0.68 %	\$204,938.67	- \$4,105.91	1.47 %	\$2,943.54	\$92.91

Detail

Other fixed income assets

Description [Cusip]	Market value last period	Current market value		% of total portfolio	Total tax cost Avg. tax cost per unit	Unrealized gain/loss	Current yield	Estimated annual income	Accrued income
		Quantity	Current price per unit						
EUROPEAN INVESTMENT BANK SEDOL 2HHZN17 ISIN US298785JD98 00.625% DUE 07/25/2025 RATING: AAA (298785JD9) PNC CAPITAL ADVISORS	\$9,809.50	10,000	\$93.8060	0.04 %	\$9,965.50 \$99.66	- \$584.90	0.67 %	\$62.50	\$11.46
Total fixed income			\$7,026,527.34	23.79 %	\$7,379,299.68	- \$352,772.34	2.33 %	\$163,958.13	\$20,047.08

Equities

Stocks

Consumer discretionary

Description [Symbol]	Market value last period	Current market value		% of total portfolio	Total tax cost Avg. tax cost per unit	Unrealized gain/loss	Current yield	Estimated annual income	Accrued income
		Quantity	Current price per unit						
HELEN OF TROY LIMITED (HELE) SEDOL 2419530 ISIN BMG4388N1065 GW&K INVESTMENT MANAGEMENT	\$10,267.74	42	\$195.8400	0.03 %	\$6,592.54 \$156.97	\$1,632.74			
AMAZON COM INC (AMZN) EDGEWOOD MGMT	100,030.20	30	97,798.50 3,259.9500	0.34 %	44,149.29 1,471.64	53,649.21			
BOOT BARN HOLDINGS INC (BOOT) GW&K INVESTMENT MANAGEMENT	19,441.90	107	10,142.53 94.7900	0.04 %	3,487.23 32.59	6,655.30			
CHIPOTLE MEXICAN GRIL CL A (CMG) EDGEWOOD MGMT	129,370.50	74	117,070.22 1,582.0300	0.40 %	98,130.28 1,326.09	18,939.94			
CHURCHILL DOWNS INC (CHDN) GW&K INVESTMENT MANAGEMENT	17,344.80	72	15,968.16 221.7800	0.06 %	10,275.61 142.72	5,692.55	0.31 %	48.02	
CHUY'S HOLDINGS INC (CHUY) GW&K INVESTMENT MANAGEMENT	5,602.32	186	5,022.00 27.0000	0.02 %	4,388.73 23.60	633.27			
FIVE BELOW (FIVE) GW&K INVESTMENT MANAGEMENT	10,344.50	50	7,918.50 158.3700	0.03 %	6,202.47 124.05	1,716.03			
GRAND CANYON EDUCATION INC (LOPE) GW&K INVESTMENT MANAGEMENT	13,627.89	159	15,440.49 97.1100	0.06 %	17,841.39 112.21	- 2,400.90			

Detail

Equities

Stocks

Consumer discretionary

Description (Symbol)	Market value last period	Current market value		% of total portfolio	Total tax cost Avg. tax cost per unit	Unrealized gain/loss	Current yield	Estimated annual income	Accrued income
		Quantity	Current price per unit						
LENNAR CORP (LEN) CLASS A	100,362.24	864	70,130.88 81.1700	0.24 %	52,387.74 60.63	17,743.14	1.85 %	1,296.00	
ARISTOTLE CAPITAL MANAGEMENT									
LITHIA MTRS INC (LAD) CL A	13,065.80	44	13,205.28 300.1200	0.05 %	5,798.31 131.78	7,406.97	0.47 %	61.60	
GW&K INVESTMENT MANAGEMENT									
MICHELIN (CGDE) (MGDDY) UNSPON ADR	69,973.86	2,134	57,660.68 27.0200	0.20 %	64,056.26 30.02	- 6,395.58	4.46 %	2,569.34	
ARISTOTLE CAPITAL MANAGEMENT									
NIKE INC (NKE) CLASS B	144,836.23	869	116,932.64 134.5600	0.40 %	80,200.12 92.29	36,732.52	0.91 %	1,060.18	265.05
EDGEWOOD MGMT									
OXFORD INDUSTRIES INC (OXM) GW&K INVESTMENT MANAGEMENT	9,745.92	134	12,127.00 90.5000	0.05 %	10,059.16 75.07	2,067.84	2.44 %	294.80	
PATRICK INDUSTRIES INC (PATK) GW&K INVESTMENT MANAGEMENT	17,913.18	117	7,055.10 60.3000	0.03 %	4,959.15 42.39	2,095.95	2.19 %	154.44	
REVOLVE GROUP INC (RVLV) GW&K INVESTMENT MANAGEMENT	6,500.64	116	6,228.04 53.6900	0.03 %	5,275.23 45.48	952.81			
SKYLINE CHAMPION CORP (SKY) GW&K INVESTMENT MANAGEMENT	31,118.12	292	16,024.96 54.8800	0.06 %	8,358.44 28.63	7,666.52	0.66 %	105.12	
SONY GROUP CORPORATION ADR (SONY) ARISTOTLE CAPITAL MANAGEMENT	96,948.80	767	78,778.57 102.7100	0.27 %	45,200.97 58.93	33,577.60	0.40 %	309.10	
TEXAS ROADHOUSE INC (TXRH) GW&K INVESTMENT MANAGEMENT	23,480.64	263	22,020.99 83.7300	0.08 %	13,782.57 52.41	8,238.42	2.20 %	483.92	
WOLVERINE WORLD WIDE INC (WWW) GW&K INVESTMENT MANAGEMENT	9,017.53	313	7,061.28 22.5600	0.03 %	9,580.42 30.61	- 2,519.14	1.78 %	125.20	31.30
Total consumer discretionary			\$684,811.10	2.32 %	\$490,725.91	\$194,085.19	0.95 %	\$6,507.72	\$296.35

Detail

Description (Symbol)	Market value last period		Current market value	% of total portfolio	Total tax cost		Current yield	Estimated annual income	Accrued income
	Quantity	price per unit	Current price per unit		Avg. tax cost per unit	Unrealized gain/loss			
Consumer staples									
CENTRAL GARDEN AND PET CO (CENTA)	349	\$16,699.65	\$40.7800	0.05 %	\$26.38	\$9,207.60			\$5,024.62
GW&K INVESTMENT MANAGEMENT									
COCA COLA CO (KO)	66,552.04		69,688.00	0.24 %	53.66	60,314.86	2.84 %	1,978.24	494.56
ARISTOTLE CAPITAL MANAGEMENT	1,124		62.0000						
CONSTELLATION BRANDS INC (STZ)	49,943.03		45,833.68	0.16 %	241.52	48,062.30	1.32 %	604.96	
CL A	199		230.3200						
ARISTOTLE CAPITAL MANAGEMENT									
LAUDER ESTEE COS INC (EL)	148,080.00		108,928.00	0.37 %	172.86	69,141.95	0.89 %	960.00	
CL A	400		272.3200						
EDGEWOOD MGMT									
PERFORMANCE FOOD GROUP CO (PFGC)	20,696.39		22,960.41	0.08 %	45.89	20,697.02			2,263.39
GW&K INVESTMENT MANAGEMENT	451		50.9100						
PROCTER & GAMBLE CO (PG)	71,320.88		66,620.80	0.23 %	137.05	59,753.90	2.28 %	1,516.84	
ARISTOTLE CAPITAL MANAGEMENT	436		152.8000						
TYSON FOODS INC (TSN)	52,906.12		54,405.41	0.19 %	85.95	52,172.40	2.06 %	1,116.88	
CLASS A	607		89.6300						
ARISTOTLE CAPITAL MANAGEMENT									
Total consumer staples			\$382,668.52	1.30 %		\$319,350.03	1.61 %	\$6,176.92	\$494.56

Description (Symbol)	Market value last period		Current market value	% of total portfolio	Total tax cost		Current yield	Estimated annual income	Accrued income
	Quantity	price per unit	Current price per unit		Avg. tax cost per unit	Unrealized gain/loss			
Energy									
COTERRA ENERGY INC (CTRA)	2,691	\$51,129.00	\$26.9700	0.25 %	\$17.63	\$47,434.19	2.23 %	\$1,614.60	
ARISTOTLE CAPITAL MANAGEMENT									
MAGNOLIA OIL & GAS CORP (MGY)	18,435.99		23,106.05	0.08 %	12.78	12,485.65	1.19 %	273.56	
CLASS A	977		23.6500						
GW&K INVESTMENT MANAGEMENT									

Detail

Energy	Description (Symbol)	Market value last period	Current market value	%	Total tax cost	Unrealized gain/loss	Current yield	Estimated annual income	Accrued income
		Quantity	Current price per unit						
	MATADOR RESOURCES CO (MTDR)	14,177.28	20,344.32	0.07 %	13,052.54	7,291.78	0.38 %	76.80	
	GW&K INVESTMENT MANAGEMENT	384	52.9800		33.99				
	PHILLIPS 66 (PSX)	35,215.56	41,985.54	0.15 %	50,052.19	- 8,066.65	4.26 %	1,788.48	
	ARISTOTLE CAPITAL MANAGEMENT	486	86.3900		102.99				
	Total energy		\$158,012.18	0.54 %	\$123,024.57	\$34,987.61	2.38 %	\$3,753.44	

Financial	Description (Symbol)	Market value last period	Current market value	%	Total tax cost	Unrealized gain/loss	Current yield	Estimated annual income	Accrued income
		Quantity	Current price per unit						
	AMERISAFE INC (AMSF)	\$9,043.44	\$8,344.56	0.03 %	\$11,264.30	- \$2,919.74	2.50 %	\$208.32	
	GW&K INVESTMENT MANAGEMENT	168	\$49.6700		\$67.05				
	AMERIPRISE FINANCIAL INC (AMP)	83,861.48	83,500.08	0.29 %	40,182.38	43,317.70	1.51 %	1,256.56	
	ARISTOTLE CAPITAL MANAGEMENT	278	300.3600		144.54				
	AMERIS BANCORP (ABCB)	18,679.68	16,498.88	0.06 %	14,011.22	2,487.66	1.37 %	225.60	56.40
	GW&K INVESTMENT MANAGEMENT	376	43.8800		37.26				
	BLACKSTONE INC (BX)		67,659.02	0.23 %	65,425.38	2,233.64	1.92 %	1,294.66	
	ARISTOTLE CAPITAL MANAGEMENT	533	126.9400		122.75				
	BLACKSTONE INC (BX)		1,396.34	0.01 %	1,342.47	53.87	1.92 %	26.72	
	EDGEWOOD MGMT	11	126.9400		122.04				
	CME GROUP INC (CME)	138,903.68	129,871.56	0.44 %	113,729.50	16,142.06	1.69 %	2,184.00	
	A DERIVATIVES EXCHANGE	546	237.8600		208.30				
	EDGEWOOD MGMT								
	CAPITAL ONE FINANCIAL CORP (COF)	82,991.48	75,097.88	0.26 %	54,776.75	20,321.13	1.83 %	1,372.80	
	ARISTOTLE CAPITAL MANAGEMENT	572	131.2900		95.76				
	CATHAY GENERAL BANCORP (CATY)	15,992.28	16,647.00	0.06 %	13,171.48	3,475.52	3.04 %	505.92	
	GW&K INVESTMENT MANAGEMENT	372	44.7500		35.41				
	CINCINNATI FINANCIAL CORP (CINF)	59,471.46	70,971.12	0.25 %	43,935.37	27,035.75	2.04 %	1,440.72	360.18
	ARISTOTLE CAPITAL MANAGEMENT	522	135.9600		84.17				
	COHEN & STEERS INC (CNS)	16,836.82	15,631.98	0.06 %	10,164.94	5,467.04	2.57 %	400.40	
	GW&K INVESTMENT MANAGEMENT	182	85.8900		55.85				
	COMMERCE BANCSHARES INC (CBSH)	39,319.28	40,949.48	0.14 %	31,428.74	9,520.74	1.49 %	606.32	
	ARISTOTLE CAPITAL MANAGEMENT	572	71.5900		54.95				

Detail

Description (Symbol)	Market value last period	Current	%	Total tax cost	Unrealized gain/loss	Current	Estimated	Accrued
		market value						
	Quantity	Current price per unit	portfolio					
CULLEN FROST BANKERS INC (CFR)	45,259.13	49,689.19	0.17 %	33,722.94	15,966.25	2.17 %	1,077.00	
ARISTOTLE CAPITAL MANAGEMENT	359	138.4100		93.94				
GLACIER BANCORP INC (GBCI)	18,767.70	11,715.24	0.04 %	9,265.88	2,449.36	2.63 %	307.56	
GW&K INVESTMENT MANAGEMENT	233	50.2800		39.77				
HORACE MANN EDUCATORS CORP NEW (HMN)	12,384.00	13,385.60	0.05 %	13,699.88	-314.28	3.07 %	409.60	
GW&K INVESTMENT MANAGEMENT	320	41.8300		42.81				
HOULIHAN LOKEY INC (HLI)	18,840.64	15,979.60	0.06 %	8,364.27	7,615.33	1.96 %	313.04	
GW&K INVESTMENT MANAGEMENT	182	87.8000		45.96				
INDEPENDENT BANK CORP MASS (INDB)	8,153.00	11,109.84	0.04 %	9,370.41	1,739.43	2.50 %	277.44	69.36
GW&K INVESTMENT MANAGEMENT	136	81.6900		68.90				
JPMORGAN CHASE & CO (JPM)	74,107.80	63,797.76	0.22 %	29,354.70	34,443.06	2.94 %	1,872.00	
ARISTOTLE CAPITAL MANAGEMENT	468	136.3200		62.72				
MITSUBISHI UFJ FINL GRP ADR (MUFJ)	31,405.92	35,604.88	0.13 %	29,541.40	6,063.48	3.07 %	1,092.88	57.52
ARISTOTLE CAPITAL MANAGEMENT	5,752	6.1900		5.14				
OCEANFIRST FINANCIAL CORP (OCFC)	12,365.40	11,195.70	0.04 %	10,075.55	1,120.15	3.39 %	378.76	
GW&K INVESTMENT MANAGEMENT	557	20.1000		18.09				
OPEN LENDING CORP - (LPRO)	4,023.92	3,384.89	0.02 %	6,758.99	-3,374.10			
GW&K INVESTMENT MANAGEMENT	179	18.9100		37.76				
PACIFIC PREMIER BANCORP INC (PPBI)	16,652.48	14,705.60	0.05 %	13,005.46	1,700.14	3.74 %	549.12	
GW&K INVESTMENT MANAGEMENT	416	35.3500		31.26				
S&P GLOBAL INC (SPGI)	151,961.46	132,077.96	0.45 %	44,005.92	88,072.04	0.83 %	1,094.80	
EDGEWOOD MGMT	322	410.1800		136.66				
SEACOAST BANKING CORP OF FLA (SBCF)	18,332.02	18,140.36	0.07 %	13,395.93	4,744.43	1.49 %	269.36	
GW&K INVESTMENT MANAGEMENT	518	35.0200		25.86				
STIFEL FINL CORP (SF)	17,816.26	17,178.70	0.06 %	9,368.30	7,810.40	1.77 %	303.60	
GW&K INVESTMENT MANAGEMENT	253	67.9000		37.03				
VERITEX HOLDINGS INC (VBTX)		8,435.57	0.03 %	8,540.04	-104.47	2.10 %	176.80	
GW&K INVESTMENT MANAGEMENT	221	38.1700		38.64				
Total financial		\$932,968.79	3.16 %	\$637,902.20	\$295,066.59	1.89 %	\$17,643.98	\$543.46

Detail

Description (Symbol)	Market value last period	Current market value		% of total portfolio	Total tax cost Avg. tax cost per unit	Unrealized gain/loss	Current yield	Estimated annual income	Accrued income
		Quantity	Current price per unit						
Health care									
MEDTRONIC PLC (MDT)	\$58,035.45		\$62,242.95	0.22 %	\$62,249.18	-\$6.23	2.28 %	\$1,413.72	\$353.43
SEDOL BTN1Y11	561		\$110.9500		\$110.96				
ISIN IE00BTN1Y115									
ARISTOTLE CAPITAL MANAGEMENT									
ALCON INC (ALC)	72,658.08		66,161.22	0.23 %	47,098.07	19,063.15	0.26 %	166.80	
SEDOL BJXBP41	834		79.3300		56.47				
ISIN CH0432492467									
ARISTOTLE CAPITAL MANAGEMENT									
ALIGN TECHNOLOGY INC (ALGN)	170,866.80		113,360.00	0.39 %	46,793.85	66,566.15			
EDGEWOOD MGMT	260		436.0000		179.98				
AMGEN INC (AMGN)	65,691.24		70,611.44	0.24 %	44,103.25	26,508.19	3.21 %	2,265.92	
ARISTOTLE CAPITAL MANAGEMENT	292		241.8200		151.04				
ATRICURE INC (ATRC)	15,991.90		15,104.10	0.06 %	5,849.57	9,254.53			
GW&K INVESTMENT MANAGEMENT	230		65.6700		25.43				
CASTLE BIOSCIENCES INC (CSTL)	6,087.54		6,370.12	0.03 %	8,130.33	-1,760.21			
GW&K INVESTMENT MANAGEMENT	142		44.8600		57.26				
CHEMOCENTRYX INC (CCXI)	6,080.47		8,147.75	0.03 %	10,388.90	-2,241.15			
GW&K INVESTMENT MANAGEMENT	325		25.0700		31.97				
COVETRUS INC-WHEN ISSUED (CVET)	10,344.46		8,697.22	0.03 %	12,701.83	-4,004.61			
GW&K INVESTMENT MANAGEMENT	518		16.7900		24.52				
ARTIVION INC (AORT)	8,526.65		8,958.22	0.04 %	10,100.02	-1,141.80	0.57 %	50.28	
GW&K INVESTMENT MANAGEMENT	419		21.3800		24.11				
CRYOPORT INC (CYRX)	13,490.76		7,959.48	0.03 %	5,678.66	2,280.82			
GW&K INVESTMENT MANAGEMENT	228		34.9100		24.91				
DANAHER CORP (DHR)	140,816.28		90,052.31	0.31 %	36,484.06	53,568.25	0.35 %	307.00	76.75
ARISTOTLE CAPITAL MANAGEMENT	307		293.3300		118.84				
DANAHER CORP (DHR)	158,911.83		141,678.39	0.48 %	104,491.73	37,186.66	0.35 %	483.00	120.75
EDGEWOOD MGMT	483		293.3300		216.34				
ELANCO ANIMAL HEALTH INC (ELAN)	49,012.26		45,057.43	0.16 %	38,008.38	7,049.05			
ARISTOTLE CAPITAL MANAGEMENT	1,727		26.0900		22.01				
GLOBUS MEDICAL INC A (GMED)	19,277.40		19,699.26	0.07 %	13,981.54	5,717.72			
GW&K INVESTMENT MANAGEMENT	267		73.7800		52.37				
HALOZYME THERAPEUTICS INC (HALO)	19,139.96		18,982.88	0.07 %	17,634.53	1,348.35			
GW&K INVESTMENT MANAGEMENT	476		39.8800		37.05				

Detail

Health care		Current market value	%	Total tax cost		Current	Estimated	Accrued
Description (Symbol)	Market value last period	Current price per unit	of total portfolio	Avg. tax cost per unit	Unrealized gain/loss	yield	annual income	income
	Quantity							
HEAL THEQUITY INC (HQY)	10,263.68	15,646.08	0.06 %	11,804.92	3,841.16			
GW&K INVESTMENT MANAGEMENT	232	67.4400		50.88				
ICU MED INC (ICUI)	7,832.22	11,799.92	0.04 %	9,725.20	2,074.72			
GW&K INVESTMENT MANAGEMENT	53	222.6400		183.49				
ILLUMINA INC (ILMN)	193,263.52	177,495.20	0.61 %	169,580.51	7,914.69			
EDGEWOOD MGMT	508	349.4000		333.82				
INTEGRA LIFESCIENCES HLDG CORP (IART)	14,201.88	13,623.12	0.05 %	13,008.67	614.45			
GW&K INVESTMENT MANAGEMENT	212	64.2600		61.36				
INTRA-CELLULAR THERAPIES INC (ITCI)	4,605.92	9,484.45	0.04 %	7,544.39	1,940.06			
GW&K INVESTMENT MANAGEMENT	155	61.1900		48.67				
INTUITIVE SURGICAL INC (ISRG)	154,499.00	158,080.32	0.54 %	104,058.17	54,022.15			
EDGEWOOD MGMT	524	301.6800		198.58				
LHC GROUP INC (LHCG)	13,311.31	16,354.20	0.06 %	12,391.37	3,962.83			
GW&K INVESTMENT MANAGEMENT	97	168.6000		127.75				
MEDPACE HOLDINGS INC (MEDP)	21,328.72	16,031.82	0.06 %	11,991.49	4,040.33			
GW&K INVESTMENT MANAGEMENT	98	163.5900		122.36				
PHREESIA INC (PHR)	17,788.82	11,255.72	0.04 %	15,612.35	- 4,356.63			
GW&K INVESTMENT MANAGEMENT	427	26.3600		36.56				
PROGNY INC (PGNY)	13,342.75	13,621.00	0.05 %	6,961.32	6,659.68			
GW&K INVESTMENT MANAGEMENT	265	51.4000		26.27				
SUPERNUS PHARMACEUTICALS INC (SUPN)	12,888.72	14,285.44	0.05 %	11,169.91	3,115.53			
GW&K INVESTMENT MANAGEMENT	442	32.3200		25.27				
SYNEOS HEALTH INC (SYNH)	23,103.00	15,866.20	0.06 %	10,791.73	5,074.47			
GW&K INVESTMENT MANAGEMENT	196	80.9500		55.06				
VERACYTE INC (VCYT)	9,888.00	6,616.80	0.03 %	6,998.28	- 381.48			
GW&K INVESTMENT MANAGEMENT	240	27.5700		29.16				
Total health care		\$1,163,243.04	3.94 %	\$855,332.21	\$307,910.83	0.40 %	\$4,686.72	\$550.93

763

Detail

Description (Symbol)	Market value last period	Current	% of total portfolio	Total tax cost	Unrealized gain/loss	Current yield	Estimated annual income	Accrued income
		market value						
	Quantity	Current price per unit		Avg. tax cost per unit				
Industrials								
ALAMO GROUP INC (ALG)	\$15,601.08	\$15,241.74	0.06 %	\$13,120.92	\$2,120.82	0.51 %	\$76.32	
GW&K INVESTMENT MANAGEMENT	106	\$143.7900		\$123.78				
ALLEGiant TRAVEL CO (ALGT)	12,157.60	10,555.35	0.04 %	9,972.30	583.05	1.73 %	182.00	
GW&K INVESTMENT MANAGEMENT	65	162.3900		153.42				
GENERAL DYNAMICS CORP (GD)	56,286.90	65,118.60	0.23 %	49,175.19	15,943.41	2.09 %	1,360.80	
ARISTOTLE CAPITAL MANAGEMENT	270	241.1800		182.13				
HEARTLAND EXPRESS INC (HTLD)	4,541.40	3,798.90	0.02 %	5,745.63	-1,946.73	0.57 %	21.60	5.40
GW&K INVESTMENT MANAGEMENT	270	14.0700		21.28				
HELIOS TECHNOLOGIES INC (HLIO)	22,611.55	17,253.75	0.06 %	8,798.24	8,455.51	0.45 %	77.40	
GW&K INVESTMENT MANAGEMENT	215	80.2500		40.92				
HONEYWELL INTL INC (HON)	55,255.15	51,563.70	0.18 %	41,239.20	10,324.50	2.02 %	1,038.80	
ARISTOTLE CAPITAL MANAGEMENT	265	194.5800		155.62				
ICF INTERNATIONAL INC (ICFI)	14,767.20	13,556.16	0.05 %	10,834.93	2,721.23	0.60 %	80.64	20.16
GW&K INVESTMENT MANAGEMENT	144	94.1400		75.24				
OSHKOSH CORPORATION (OSK)		37,945.05	0.13 %	43,681.78	-5,736.73	1.48 %	557.96	
CLASS B	377	100.6500		115.87				
ARISTOTLE CAPITAL MANAGEMENT								
PARKER HANNIFIN CORP (PH)	76,666.92	68,386.16	0.24 %	42,920.19	25,465.97	1.46 %	992.92	
ARISTOTLE CAPITAL MANAGEMENT	241	283.7600		178.09				
PRIMORIS SERVICES CORP (PRIM)	12,109.90	12,029.10	0.05 %	10,361.77	1,667.33	1.01 %	121.20	30.30
GW&K INVESTMENT MANAGEMENT	505	23.8200		20.52				
RBC BEARINGS INC (ROLL)	19,187.15	18,418.60	0.07 %	16,874.01	1,544.59			
GW&K INVESTMENT MANAGEMENT	95	193.8800		177.62				
RITCHIE BROS AUCTIONEERS INC (RBA)	15,608.55	15,052.65	0.06 %	9,797.00	5,255.65	1.70 %	255.00	
SEDOL 2202729	255	59.0300		38.42				
ISIN CA7677441056								
GW&K INVESTMENT MANAGEMENT								
SPX CORP (SPXC)	17,187.84	16,898.22	0.06 %	20,888.18	-3,989.96	3.04 %	513.00	
GW&K INVESTMENT MANAGEMENT	342	49.4100		61.08				
SHYFT GROUP INC/THE (SHYF)	12,921.19	12,205.18	0.05 %	11,076.17	1,129.01	0.56 %	67.60	
GW&K INVESTMENT MANAGEMENT	338	36.1100		32.77				
TEREX CORP NEW (TEX)	8,042.85	9,735.18	0.04 %	12,797.62	-3,062.44	1.46 %	141.96	
GW&K INVESTMENT MANAGEMENT	273	35.6600		46.88				

Detail

Industrials		Current market value	%	Total tax cost	Unrealized gain/loss	Current yield	Estimated annual income	Accrued income
Description [Symbol]	Market value last period	Current price per unit	of total portfolio	Avg. tax cost per unit				
UFP INDUSTRIES INC (UFPI)	22,174.41	15,123.36	0.06 %	7,792.96	7,330.40	1.04 %	156.80	
GW&K INVESTMENT MANAGEMENT	196	77.1600		39.76				
US ECOLOGY INC (ECOL)	6,260.24	9,384.48	0.04 %	12,208.38	- 2,823.90	1.51 %	141.12	
GW&K INVESTMENT MANAGEMENT	196	47.8800		62.29				
XYLEM INC (XYL)	72,431.68	51,497.04	0.18 %	51,162.42	334.62	1.41 %	724.80	
ARISTOTLE CAPITAL MANAGEMENT	604	85.2600		84.71				
Total industrials		\$443,763.22	1.50 %	\$378,446.89	\$65,316.33	1.47 %	\$6,509.92	\$55.86

Information technology		Current market value	%	Total tax cost	Unrealized gain/loss	Current yield	Estimated annual income	Accrued income
Description [Symbol]	Market value last period	Current price per unit	of total portfolio	Avg. tax cost per unit				
ASML HOLDING NV-NY (ASML)		\$92,174.34	0.32 %	\$89,180.28	\$2,994.06	0.80 %	\$735.95	
SEDOL B908F01	138	\$667.9300		\$646.23				
ISIN USN070592100								
EDGEWOOD MGMT								
ADOBE INC (ADBE)	117,948.48	94,768.96	0.33 %	58,441.76	36,327.20	0.02 %	10.40	
ARISTOTLE CAPITAL MANAGEMENT	208	455.6200		280.97				
ADOBE INC (ADBE)	161,612.10	143,975.92	0.49 %	98,392.51	45,583.41	0.02 %	15.80	
EDGEWOOD MGMT	316	455.6200		311.37				
ANSYS INC (ANSS)	116,725.92	92,436.15	0.32 %	68,134.55	24,301.60			
ARISTOTLE CAPITAL MANAGEMENT	291	317.6500		234.14				
AZENTA INC (AZTA)	16,394.49	13,177.92	0.05 %	11,406.87	1,771.05	0.49 %	63.60	
GW&K INVESTMENT MANAGEMENT	159	82.8800		71.74				
CERENCE INC-WI (CRNC)	11,572.64	5,451.10	0.02 %	12,141.36	- 6,690.26			
GW&K INVESTMENT MANAGEMENT	151	36.1000		80.41				
DESCARTES SYS GROUP INC (DSGX)	16,618.68	14,725.26	0.05 %	8,792.79	5,932.47			
ISIN CA2499061083 SEDOL 2528834	201	73.2600		43.75				
GW&K INVESTMENT MANAGEMENT								
ENDAVA PLC- SPON ADR (DAVA)	20,486.24	6,917.56	0.03 %	3,088.59	3,828.97			
SEDOL B20WK66	52	133.0300		59.40				
ISIN US29260V1052								
GW&K INVESTMENT MANAGEMENT								

765

Detail

Description (Symbol)	Information technology		% of total portfolio	Total tax cost		Current yield	Estimated annual income	Accrued income
	Market value last period	Current market value		Avg. tax cost per unit	Unrealized gain/loss			
	Quantity	price per unit						
INTUIT SOFTWARE (INTU)	185,247.36	138,481.92	0.47 %	74,612.00	63,869.92	0.57 %	783.36	
EDGEWOOD MGMT	288	480.8400		259.07				
MACOM TECHNOLOGY SOLUTIONS (MTSI)	25,604.10	19,577.49	0.07 %	8,152.44	11,425.05			
HOLDINGS INC	327	59.8700		24.93				
GW&K INVESTMENT MANAGEMENT								
MICROSOFT CORP (MSFT)	154,034.56	141,205.98	0.48 %	65,320.56	75,885.42	0.81 %	1,135.84	
ARISTOTLE CAPITAL MANAGEMENT	458	308.3100		142.62				
MICROSOFT CORP (MSFT)	163,787.84	150,146.97	0.51 %	47,579.86	102,567.11	0.81 %	1,207.76	
EDGEWOOD MGMT	487	308.3100		97.70				
MICROCHIP TECHNOLOGY INC (MCHP)	97,158.96	83,856.24	0.29 %	50,612.05	33,244.19	1.35 %	1,129.39	
ARISTOTLE CAPITAL MANAGEMENT	1,116	75.1400		45.35				
NOVANTA INC (NOVT)	20,630.61	16,647.93	0.06 %	10,535.40	6,112.53			
SEDOL BD8S5H8	117	142.2900		90.05				
ISIN CA67000B1040								
GW&K INVESTMENT MANAGEMENT								
NVIDIA CORP (NVDA)	189,995.06	192,912.02	0.66 %	43,367.27	149,544.75	0.06 %	113.12	
EDGEWOOD MGMT	707	272.8600		61.34				
PAYCOR HCM INC (PYCR)	10,458.03	10,566.93	0.04 %	10,776.84	-209.91			
GW&K INVESTMENT MANAGEMENT	363	29.1100		29.69				
PAYLOCITY HOLDING CORP (PCTY)	15,350.40	13,375.05	0.05 %	6,515.60	6,859.45			
GW&K INVESTMENT MANAGEMENT	65	205.7700		100.24				
PAYPAL HOLDINGS INC-W/I (PYPL)	46,956.42	28,796.85	0.10 %	25,570.03	3,226.82			
ARISTOTLE CAPITAL MANAGEMENT	249	115.6500		102.69				
QUALCOMM (QCOM)	99,298.41	82,981.26	0.29 %	45,127.27	37,853.99	1.78 %	1,476.96	
ARISTOTLE CAPITAL MANAGEMENT	543	152.8200		83.11				
RAPID7 INC (RPD)	22,008.03	20,801.88	0.08 %	10,372.58	10,429.30			
GW&K INVESTMENT MANAGEMENT	187	111.2400		55.47				
SERVICE NOW INC (NOW)		88,545.51	0.30 %	92,951.42	-4,405.91			
EDGEWOOD MGMT	159	556.8900		584.60				
SILICON LABORATORIES INC (SLAB)	18,577.80	13,518.00	0.05 %	10,109.49	3,408.51			
GW&K INVESTMENT MANAGEMENT	90	150.2000		112.33				
THOUGHTWORKS HOLDING INC (TWKS)		9,468.55	0.04 %	9,134.03	334.52			
GW&K INVESTMENT MANAGEMENT	455	20.8100		20.08				

Detail

Information technology

Description (Symbol)	Current market value		% of total portfolio	Total tax cost Avg. tax cost per unit	Unrealized gain/loss	Current yield	Estimated annual income	Accrued income
	Market value last period	Current price per unit						
VIAVI SOLUTIONS INC -W/I (VIAV)	17,179.50	15,678.00	0.06 %	12,469.67	3,208.33			
GW&K INVESTMENT MANAGEMENT	975	16.0800		12.79				
VISA INC (V)	214,109.48	219,108.76	0.75 %	134,503.42	84,605.34	0.68 %	1,482.00	
CLASS A SHARES	988	221.7700		136.14				
EDGEWOOD MGMT								
Total information technology		\$1,709,296.55	5.79 %	\$1,007,288.64	\$702,007.91	0.48 %	\$8,154.18	

Materials

Description (Symbol)	Current market value		% of total portfolio	Total tax cost Avg. tax cost per unit	Unrealized gain/loss	Current yield	Estimated annual income	Accrued income
	Market value last period	Current price per unit						
AVIENT CORPORATION (AVNT)	\$26,296.50	\$22,560.00	0.08 %	\$14,486.80	\$8,073.20	1.98 %	\$446.50	\$111.63
GW&K INVESTMENT MANAGEMENT	470	\$48.0000		\$30.82				
BALCHEM CORP CL B (BCPC)	12,982.20	10,525.90	0.04 %	7,478.43	3,047.47	0.47 %	49.28	
GW&K INVESTMENT MANAGEMENT	77	136.7000		97.12				
CORTEVA INC-W/I (CTVA)	82,172.64	99,900.24	0.34 %	49,021.35	50,878.89	0.98 %	973.28	
ARISTOTLE CAPITAL MANAGEMENT	1,738	57.4800		28.21				
ECOLAB INC (ECL)	74,130.44	55,792.96	0.19 %	69,097.51	- 13,304.55	1.16 %	644.64	161.16
ARISTOTLE CAPITAL MANAGEMENT	316	176.5600		218.66				
MARTIN MARIETTA MATLS INC (MLM)	88,985.04	77,747.78	0.27 %	54,243.73	23,504.05	0.64 %	492.88	
ARISTOTLE CAPITAL MANAGEMENT	202	384.8900		268.53				
MINERALS TECHNOLOGIES INC (MTX)	15,727.25	14,222.25	0.05 %	12,559.73	1,662.52	0.31 %	43.00	
GW&K INVESTMENT MANAGEMENT	215	66.1500		58.42				
RPM INTERNATIONAL INC (RPM)	67,771.00	54,646.24	0.19 %	52,296.31	2,349.93	1.97 %	1,073.60	
ARISTOTLE CAPITAL MANAGEMENT	671	81.4400		77.94				
SILGAN HLDGS INC (SLGN)	7,197.12	7,766.64	0.03 %	5,008.95	2,757.69	1.39 %	107.52	
GW&K INVESTMENT MANAGEMENT	168	46.2300		29.82				
Total materials		\$343,162.01	1.16 %	\$264,192.81	\$78,969.20	1.12 %	\$3,830.70	\$272.79

767

Detail

<i>Real estate</i>		Current market value	%	Total tax cost		Current	Estimated	Accrued
Description (Symbol)	Market value last period	Current price per unit	of total portfolio	Avg. tax cost per unit	Unrealized gain/loss	yield	annual income	income
AGREE RLTY CORP (ADC) REIT	Quantity \$11,060.80	155 \$66.3600	0.04 %	\$10,146.77	\$139.03	4.11 %	\$422.22	\$35.19
GW&K INVESTMENT MANAGEMENT				\$65.46				
AMERICAN TOWER CORP (AMT) EDGEWOOD MGMT	158,827.50 543	136,412.46 251.2200	0.47 %	122,104.19	14,308.27	2.14 %	2,915.91	
CROWN CASTLE INTL CORP (CCI) ARISTOTLE CAPITAL MANAGEMENT	80,364.90 385	71,071.00 184.6000	0.25 %	62,272.96	8,798.04	3.19 %	2,263.80	
EQUINIX INC (EQIX) EDGEWOOD MGMT	125,184.32 78	57,846.36 741.6200	0.20 %	45,289.92	12,556.44	1.68 %	967.20	
EQUITY LIFESTYLE PROPERTIES (ELS) REIT	37,956.78 433	33,115.84 76.4800	0.12 %	29,166.63	3,949.21	2.15 %	710.12	177.53
ARISTOTLE CAPITAL MANAGEMENT				67.36				
NATIONAL HEALTH INVS INC (NHI) GW&K INVESTMENT MANAGEMENT	8,792.91 153	9,028.53 59.0100	0.04 %	11,667.29	- 2,638.76	6.11 %	550.80	137.70
RYMAN HOSPITALITY PPTYS INC (RHP) GW&K INVESTMENT MANAGEMENT	13,334.20 145	13,451.65 92.7700	0.05 %	12,099.98	1,351.67	4.10 %	551.00	
STAG INDUSTRIES INC (STAG) GW&K INVESTMENT MANAGEMENT	25,418.80 530	21,915.50 41.3500	0.08 %	15,515.88	6,399.62	3.54 %	773.80	64.45
SUN CMNTYS INC (SUI) ARISTOTLE CAPITAL MANAGEMENT	39,054.42 186	32,603.94 175.2900	0.12 %	27,959.21	4,644.73	2.01 %	654.72	163.68
Total real estate		\$385,731.08	1.31 %	\$336,222.83	\$49,508.25	2.54 %	\$9,809.57	\$578.55

<i>Telecommunication services</i>		Current market value	%	Total tax cost		Current	Estimated	Accrued
Description (Symbol)	Market value last period	Current price per unit	of total portfolio	Avg. tax cost per unit	Unrealized gain/loss	yield	annual income	income
MATCH GROUP INC (MTCH) EDGEWOOD MGMT	Quantity \$130,266.25	985 \$107,108.90	0.37 %	\$148,756.16	- \$41,647.26			
NETFLIX INC (NFLX) EDGEWOOD MGMT	170,490.52 319	119,494.21 374.5900	0.41 %	129,974.53	- 10,480.32			
				407.44				

Detail

Telecommunication services

Description (Symbol)	Current market value		% of total portfolio	Total tax cost Avg. tax cost per unit	Unrealized gain/loss	Current yield	Estimated annual income	Accrued income
	Market value last period	Current price per unit						
SNAP INC - A (SNAP)	197,008.67	167,317.51	0.57 %	141,049.30	26,268.21			
EDGEWOOD MGMT	4,649	35.9900		30.34				
TWITTER INC (TWTR)	49,227.58	44,067.91	0.15 %	47,861.36	- 3,793.45			
ARISTOTLE CAPITAL MANAGEMENT	1,139	38.6900		42.02				
Total telecommunication services		\$437,988.53	1.48 %	\$467,641.35	- \$29,652.82			

Utilities

Description (Symbol)	Current market value		% of total portfolio	Total tax cost Avg. tax cost per unit	Unrealized gain/loss	Current yield	Estimated annual income	Accrued income
	Market value last period	Current price per unit						
ATMOS ENERGY CORP (ATO)		\$59,745.00	0.21 %	\$56,953.15	\$2,791.85	2.28 %	\$1,360.00	
ARISTOTLE CAPITAL MANAGEMENT	500	\$119.4900		\$113.91				
IDACORP INC (IDA)	13,143.96	13,381.76	0.05 %	12,473.10	908.66	2.61 %	348.00	
GW&K INVESTMENT MANAGEMENT	116	115.3600		107.53				
NORTHWESTERN CORPORATION (NWE)	15,033.08	15,908.87	0.06 %	18,057.50	- 2,148.63	4.17 %	662.76	
GW&K INVESTMENT MANAGEMENT	263	60.4900		68.66				
XCEL ENERGY INC (XEL)		64,231.30	0.22 %	62,531.22	1,700.08	2.71 %	1,735.50	
ARISTOTLE CAPITAL MANAGEMENT	890	72.1700		70.26				
Total utilities		\$153,266.93	0.52 %	\$150,014.97	\$3,251.96	2.68 %	\$4,106.26	
Total stocks		\$6,794,911.95	23.00 %	\$5,030,142.41	\$1,764,769.54	1.05 %	\$71,179.41	\$2,792.50

Etf - equity

Description (Symbol)	Current market value		% of total portfolio	Total tax cost Avg. tax cost per unit	Unrealized gain/loss	Current yield	Estimated annual income	Accrued income
	Market value last period	Current price per unit						
ISHARES CORE S&P 500 (IIV)	\$5,743,436.59	\$5,462,881.29	18.50 %	\$2,664,070.06	\$2,798,811.23	1.30 %	\$71,005.78	
ETF 21-75-073-***3885	12,041	\$453.6900		\$221.25				
ISHARES RUSSELL MID-CAP (IWR)	2,527,156.44	2,375,849.76	8.05 %	889,569.11	1,486,280.65	1.15 %	27,095.16	
ETF 21-75-073-***3885	30,444	78.0400		29.22				

Detail

Etf - equity

Description (Symbol)	Market value last period	Current market value		% of total portfolio	Total tax cost Avg. tax cost per unit	Unrealized gain/loss	Current yield	Estimated annual income	Accrued income
		Quantity	Current price per unit						
VANGUARD FTSE ALL WORLD EX-US (VEU) INDEX FUND	604,036.96	9,857	567,664.63	1.93 %	491,075.74	76,588.89	3.18 %	17,998.88	
ETF 21-75-073-***3885			57.5900		49.82				
VANGUARD REAL ESTATE (VNQ) ETF	368,679.78	3,178	344,399.86	1.17 %	232,869.22	111,530.64	2.79 %	9,584.85	
ETF 21-75-073-***3885			108.3700		73.28				
VANGUARD SMALL CAP (VB) ETF	987,437.69	4,369	928,499.88	3.15 %	588,590.36	339,909.52	1.32 %	12,185.14	
ETF 21-75-073-***3885			212.5200		134.72				
Total etf - equity			\$9,679,295.42	32.76 %	\$4,866,174.49	\$4,813,120.93	1.42 %	\$137,869.81	

Mutual funds - equity

Description (Symbol)	Market value last period	Current market value		% of total portfolio	Total tax cost Avg. tax cost per unit	Unrealized gain/loss	Current yield	Estimated annual income	Accrued income
		Quantity	Current price per unit						
FEDERATED HERMES INTERNATIONAL (PEIRX) EQUITY FUND	\$2,377,344.85	82,175.764	\$2,145,609.20	7.27 %	\$1,060,310.18	\$1,085,299.02	1.47 %	\$31,473.32	
ETF 21-75-073-***3885			\$26.1100		\$12.90				
SEAFARER OVERSEAS GROWTH & (SIGIX) INCOME INSTL CLASS	1,252,870.32	94,699.193	1,213,096.66	4.11 %	1,184,816.46	28,280.20	2.29 %	27,746.86	
FD # 11602 21-75-073-***3885			12.8100		12.51				
LAZARD GLOBAL LISTED (GLIFX) INFRASTRUCTURE PORTFOLIO FUND# 1243	495,312.71	30,358.048	503,336.44	1.71 %	458,132.94	45,203.50	5.36 %	26,957.95	
FUND# 1243 21-75-073-***3885			16.5800		15.09				
Total mutual funds - equity			\$3,862,042.30	13.07 %	\$2,703,259.58	\$1,158,782.72	2.23 %	\$86,178.13	
Total equities			\$20,336,249.67	68.84 %	\$12,599,576.48	\$7,736,673.19	1.45 %	\$295,227.35	\$2,792.50

770

Detail

Alternative investments
Mutual funds - alternative invest

Description (Symbol)	Market value last period	Current market value		% of total portfolio	Total tax cost		Current yield	Estimated annual income	Accrued income
		Quantity	Current price per unit		Avg. tax cost per unit	Unrealized gain/loss			
GLDMN SCHS ABS RTRN TR FUND (GARUX) CLASS R6 21-75-073-***3885	\$1,403,233.84	143,479.943	\$1,374,537.85	4.66 %	\$1,397,784.60	-\$23,246.75	0.11 %	\$1,434.80	
Total portfolio			\$29,542,041.30	100.00 %	\$22,192,537.49	\$7,349,503.81	1.57 %	\$463,811.18	\$22,880.38

CLEVELAND PUBLIC LIBRARY

Board Meeting

REPORT ON INVESTMENTS – March 2022

1. INTERIM DEPOSITS

In accordance with *Ohio Revised Code* Section 135.14, funds that become available periodically throughout the fiscal year are invested in short-term investments known as interim deposits. The investments are in securities that provide the highest interest rate consistent with the highest degree of safety. Other balances are invested in US Treasury issues, agency issues, municipal bonds, commercial paper, and negotiable certificates of deposit as managed by Meeder Investment Management, STAR Ohio, Government Insured Deposit Program (replaced the STAR Plus program), and a federal money market fund.

Following is a description of interim deposit earnings for the period March 1, 2022 through March 31, 2022.

<u>Investment Period</u>	<u>No. of Days</u>	<u>Amount</u>	<u>Bank</u>	<u>Interest Rate</u>	<u>Investment Income</u>	<u>Investment Form</u>
OPERATING FUND:						
03/01/22 - 03/31/22	31	Various	STAR Ohio	Various	4,076.14	Investment Pool
03/01/22 - 03/31/22	31	Various	Government Insured Deposit Program	Various	0.00	Bank Deposit Program
03/01/22 - 03/31/22	31	Various	U.S. Bank	Various	4.11	Sweep Money Market
09/08/21 - 03/08/22	182	500,000	Federal Home Loan Bank	2.375%	5,937.50	Federal Agency
09/09/21 - 03/09/22	182	800,000	Federal Home Loan Bank	2.000%	8,000.00	Federal Agency
09/17/21 - 03/17/22	182	450,000	Federal Home Loan Bank	0.800%	1,800.00	Federal Agency
09/18/21 - 03/18/22	182	1,000,000	Federal Farm Credit Bank	0.625%	5,205.00	Federal Agency
09/23/21 - 03/23/22	182	810,000	Federal Home Loan Bank	0.390%	1,579.50	Federal Agency
09/30/21 - 03/23/22	175	900,000	Federal Home Loan Mortgage Corp.	0.375%	1,621.87	Federal Agency
09/24/21 - 03/24/22	182	1,000,000	Federal Farm Credit Bank	0.360%	1,800.00	Federal Agency
09/24/21 - 03/24/22	182	1,000,000	Federal Home Loan Mortgage Corp.	0.400%	2,000.00	Federal Agency
12/27/21 - 03/27/22	91	750,000	Federal Home Loan Bank	0.400%	750.00	Federal Agency
09/29/21 - 03/29/22	182	1,000,000	Federal Home Loan Mortgage Corp.	0.350%	1,750.00	Federal Agency
10/26/21 - 03/30/22	156	600,000	Federal Home Loan Bank	0.300%	770.00	Federal Agency
09/30/21 - 03/30/22	182	500,000	Federal Home Loan Bank	1.000%	2,500.00	Federal Agency
02/01/22 - 03/01/22	29	100,000	Live Oak Banking Co.	1.800%	138.08	Negotiable CD
09/30/21 - 03/07/22	159	248,000	American Express National Bank	1.450%	3,389.34	Negotiable CD
02/11/22 - 03/11/22	29	249,000	UBS Bank USA	1.000%	689.01	Negotiable CD
02/11/22 - 03/11/22	29	249,000	First Internet Bank of Indiana	0.850%	162.36	Negotiable CD
02/13/22 - 03/13/22	29	249,000	Enerbank USA	1.800%	343.82	Negotiable CD
09/14/21 - 03/14/22	182	249,000	Bank Hapoalim BM NY	0.300%	370.43	Negotiable CD

<u>Investment Period</u>	<u>No. of Days</u>	<u>Amount</u>	<u>Bank</u>	<u>Interest Rate</u>	<u>Investment Income</u>	<u>Investment Form</u>
02/17/22 - 03/17/22	29	249,000	Wells Fargo National Bank West	1.900%	362.93	Negotiable CD
02/18/22 - 03/18/22	29	225,000	Wells Fargo Bank NA	1.950%	336.58	Negotiable CD
02/18/22 - 03/18/22	29	249,000	Congressional Bank	0.200%	38.20	Negotiable CD
02/20/22 - 03/20/22	29	210,000	Merrick Bank	2.350%	378.58	Negotiable CD
09/20/21 - 03/21/22	183	248,000	Centerstate Bank NA	1.000%	1,236.60	Negotiable CD
02/21/22 - 03/21/22	29	249,000	SeviFirst Bank	1.600%	305.62	Negotiable CD
02/26/22 - 03/26/22	29	249,000	Axos Bank	1.650%	315.17	Negotiable CD
02/27/22 - 03/27/22	29	249,000	Comenity Capital Bank	2.500%	477.53	Negotiable CD
09/26/21 - 03/28/22	184	248,000	CIT Bank NA	1.050%	1,305.57	Negotiable CD
02/28/22 - 03/30/22	31	249,000	Nicolet National Bank	1.150%	243.20	Negotiable CD
02/28/22 - 03/30/22	31	245,000	Partners Bank	0.350%	70.48	Negotiable CD
02/28/22 - 03/30/22	31	249,000	Celtic Bank	1.850%	378.62	Negotiable CD
03/25/22 - 03/31/22	7	1,000,000	United States Treasury Note	1.500%	247.26	Treasury Security
09/30/21 - 03/31/22	183	500,000	United States Treasury Note	0.875%	2,187.50	Treasury Security
09/30/21 - 03/31/22	183	1,000,000	United States Treasury Note	0.250%	1,250.00	Treasury Security
10/15/21 - 03/31/22	168	465,000	United States Treasury Note	0.250%	533.35	Treasury Security
09/30/21 - 03/31/22	183	1,250,000	United States Treasury Note	0.750%	4,687.50	Treasury Security
Earned Interest March 2022					\$	57,241.85
Earned Interest Year To Date					\$	93,482.11

SERIES 2019A TAX-EXEMPT NOTES:

03/01/22 - 03/31/22	31	Various	STAR Ohio	Various	1,051.60	Investment Pool
03/01/22 - 03/31/22	31	Various	U.S. Bank	Various	0.64	Sweep Money Market
12/03/21 - 03/02/22	90	2,500,000	J.P. Morgan Securities LLC	0.200%	1,236.11	Commercial Paper
06/30/21 - 03/25/22	269	500,000	Credit Suisse AG	0.180%	670.00	Commercial Paper
09/18/21 - 03/18/22	182	1,000,000	Federal Farm Credit Bank	0.625%	4,985.00	Federal Agency
02/28/22 - 03/31/22	32	249,000	First State Financial	1.350%	534.50	Negotiable CD
09/30/21 - 03/31/22	183	2,000,000	United States Treasury Note	0.125%	1,250.00	Treasury Security
Earned Interest March 2022					\$	9,727.85
Earned Interest Year To Date					\$	19,604.26


SERIES 2019B TAXABLE NOTES:

03/01/22 - 03/31/22	31	Various	U.S. Bank	Various	0.83	Sweep Money Market
09/06/21 - 03/06/22	182	2,000,000	Federal National Mortgage Assn.	1.375%	13,750.00	Federal Agency
09/20/21 - 03/20/22	182	1,500,000	Farmer Mac	0.850%	6,375.00	Federal Agency
09/30/21 - 03/31/22	183	1,000,000	United States Treasury Note	1.500%	7,500.00	Treasury Security
09/30/21 - 03/31/22	183	1,250,000	United States Treasury Note	1.375%	8,593.75	Treasury Security
Earned Interest March 2022					\$	36,219.58
Earned Interest Year To Date					\$	42,033.81

<u>Investment Period</u>	<u>No. of Days</u>	<u>Amount</u>	<u>Bank</u>	<u>Interest Rate</u>	<u>Investment Income</u>	<u>Investment Form</u>
NOTE RETIREMENT FUND:						
03/01/22 - 03/31/22	31	Various	Huntington National Bank	Various	14.15	Sweep Money Market
				Earned Interest March 2022	\$ 14.15	
				Earned Interest Year To Date	\$ 28.76	
ESCROW ACCOUNT:						
03/01/22 - 03/31/22	31	Various	Huntington National Bank	Various	0.93	Money Market
				Earned Interest March 2022	\$ 0.93	
				Earned Interest Year To Date	\$ 2.73	
				Earned Interest March 2022--All Funds	\$ 103,204.36	
				Earned Interest Year To Date--All Funds	\$ 155,151.67	



M E E D E R
PUBLIC FUNDS



Cleveland Public Library Operating Account

Monthly Investment Report
March 31, 2022

Your Investment Representative:

Jim McCourt
(614) 923-1151
jmccourt@meederinvestment.com

For questions about your account please contact your investment representative or contact publicfundsoperations@meederinvestment.com
Dublin, Ohio | Lansing, Michigan | Long Beach, California | Austin, Texas | 866-633-3371 | www.meederpublicfunds.com

PORTFOLIO SUMMARY

As of March 31, 2022



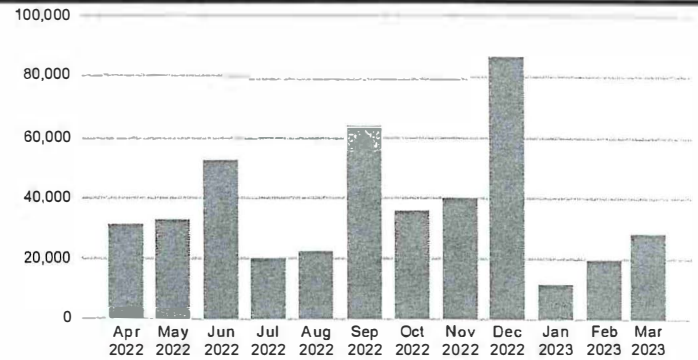
MONTHLY RECONCILIATION

Beginning Book Value	57,748,404.20
Contributions	5,000,000.00
Withdrawals	
Prior Month Custodian Fees	(472.87)
Realized Gains/Losses	4,410.72
Purchased Interest	(16,550.74)
Gross Interest Earnings	56,251.26
Ending Book Value	62,792,042.57

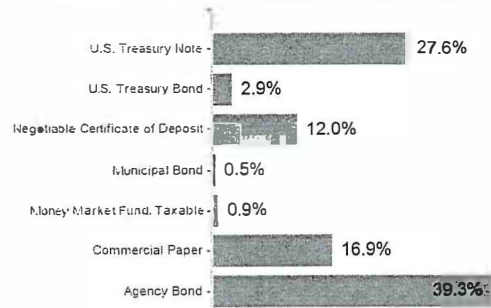
PORTFOLIO CHARACTERISTICS

Portfolio Yield to Maturity	0.92%
Portfolio Effective Duration	2.12 yrs
Weighted Average Maturity	2.22 yrs

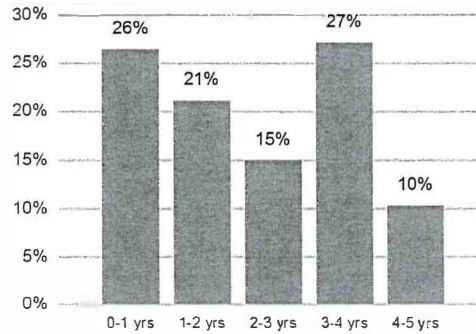
PROJECTED MONTHLY INCOME SCHEDULE



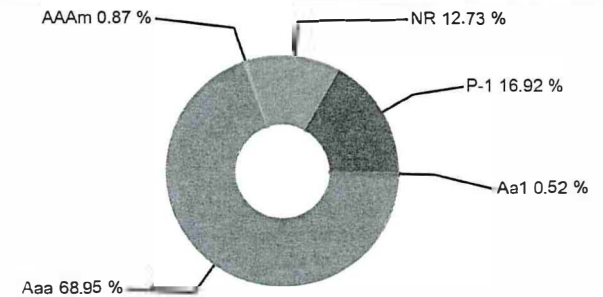
SECTOR ALLOCATION



MATURITY DISTRIBUTION



CREDIT QUALITY



Cleveland Public Library Operating Account

PROJECTED INCOME SCHEDULE

As of March 31, 2022



CUSIP	SECURITY DESCRIPTION	Apr 2022	May 2022	Jun 2022	Jul 2022	Aug 2022	Sep 2022	Oct 2022	Nov 2022	Dec 2022	Jan 2023	Feb 2023	Mar 2023
02007GKC6	Ally Bank 2.500% 06/06/2022			3,805									
02589ABQ4	American Express National Bank 2.000% 03/09/2027						2,490						2,450
05465DAK4	Axos Bank 1.650% 03/26/2024	349	338	349	338	349	349	338	349	338	349	349	315
05580ATH7	BMW Bank of North America 1.800% 11/29/2022		2,205								2,597		
06251A2E9	Bank Hapoalim B.M. 0.300% 09/14/2023						377						370
06366HL13	Bank of Montreal 11/01/2022										3,771		
09659CGC6	BNP Paribas 07/12/2022				705								
09659CK72	BNP Paribas 10/07/2022							1,167					
09659KDN7	BNP Paribas 04/22/2022	635											
13607FKR6	Canadian Imperial Holdings Inc. 10/25/2022							4,450					
14042RLP4	Capital One, National Association 2.650% 05/22/2024		3,233								3,286		
14042TAP2	Capital One Bank (Usa), National Association 2.650% 05/22/2024		3,233								3,286		
15118RRH2	Celtic Bank Corporation 1.850% 08/30/2024	391	379	391	379	391	391	379	391	379	391	366	379
20033AZ58	Comenity Capital Bank 2.500% 06/27/2024	529	512	529	512	529	529	512	529	512	529	529	478
20726ACE6	Congressional Bank 0.200% 09/19/2022	42	41	42	41	42	168						
22533UHS5	Credit Agricole Corporate and Investment Bank 08/26/2022					2,156							
29278TLF5	EnerBank USA 1.800% 09/13/2023	381	368	381	368	381	381	368	381	368	381	381	344
3130A3VC5	FHLB 2.250% 12/08/2023			11,250						11,250			
3130AB3H7	FHLB 2.375% 03/08/2024						5,938						5,938
3130AJLH0	FHLB 0.920% 05/19/2026		3,335							3,335			

777

Cleveland Public Library Operating Account

PROJECTED INCOME SCHEDULE

As of March 31, 2022



CUSIP	SECURITY DESCRIPTION	Apr 2022	May 2022	Jun 2022	Jul 2022	Aug 2022	Sep 2022	Oct 2022	Nov 2022	Dec 2022	Jan 2023	Feb 2023	Mar 2023
3130AK6G6	FHLB 0.390% 09/23/2024						1,580						1,580
3130AKVV5	FHLB 0.500% 02/18/2026					2,500						2,500	
3130ALZ23	FHLB 0.800% 04/28/2025	1,100						1,100					
3130AMNX6	FHLB 1.020% 06/10/2026			3,494						3,494			
3130ANVB3	FHLB 0.800% 09/17/2025						1,800						1,800
3130ANYN4	FHLB 1.000% 09/30/2026						2,500						2,500
3130ANZ60	FHLB 0.400% 06/27/2025			750			938			938			938
3130AP3C7	FHLB 1.100% 09/30/2026						3,300						3,300
3130APFS9	FHLB 1.050% 10/28/2026	3,596						3,596					
3130APW43	FHLB 1.500% 12/02/2026			3,750						3,750			
313380GJ0	FHLB 2.000% 09/09/2022						13,968						
3133EK6J0	FFCB 1.625% 11/08/2024		4,063						4,063				
3133ELH80	FFCB 0.680% 06/10/2025			2,550						2,550			
3133EMBD3	FFCB 0.360% 09/24/2024						1,800						1,800
3133EMNG3	FFCB 0.230% 01/19/2024				661						661		
3133EMQX3	FFCB 0.590% 02/17/2026					1,475						1,475	
3133EMWV0	FFCB 0.350% 04/22/2024	2,625						2,625					
3133EMXS6	FFCB 0.720% 04/28/2025	6,300						6,300					
3133EMZW5	FFCB 0.730% 05/19/2025		1,150						1,150				
3133ENTK6	FFCB 2.51% 04/01/25							12,550					
3134GV7E2	FMCC 0.500% 01/27/2025				1,250						1,250		
3134GW4B9	FMCC 0.500% 10/29/2025	1,250						1,250					
3134GWUS3	FMCC 0.400% 09/24/2024						2,000						2,000
3134GWXC5	FMCC 0.350% 03/29/2024						1,750						1,750
3134GWZG4	FMCC 0.600% 10/20/2025	1,950						1,950					

778

Cleveland Public Library Operating Account

PROJECTED INCOME SCHEDULE

As of March 31, 2022



CUSIP	SECURITY DESCRIPTION	Apr 2022	May 2022	Jun 2022	Jul 2022	Aug 2022	Sep 2022	Oct 2022	Nov 2022	Dec 2022	Jan 2023	Feb 2023	Mar 2023
3134GWZV1	FMCC 0.650% 10/22/2025	1,333						1,333					
3134GXAY0	FMCC 0.300% 11/13/2023		750						750				
3134GXFV1	FMCC 0.625% 12/17/2025			1,563						1,563			
3135GA2Z3	FNMA 0.560% 11/17/2025		1,470						1,470				
3136G45C3	FNMA 0.540% 10/27/2025	1,350						1,350					
3136G4J95	FNMA 0.550% 08/25/2025					1,375						1,375	
3137EAES4	FMCC 0.250% 06/26/2023			625						625			
3137EAEV7	FMCC 0.250% 08/24/2023					625						625	
3137EAEX3	FMCC 0.375% 09/23/2025						1,688						1,688
31422XBN1	AGM 0.690% 02/25/2026					1,725						1,725	
32056GDH0	First Internet Bancorp 0.850% 05/13/2024	180	174	180	174	180	180	174	180	174	180	180	162
38149MAZ6	Goldman Sachs Bank USA Holdings LLC 2.700% 06/05/2024			3,312						3,330			
44329ME33	HSBC Bank USA, National Association 1.300% 05/07/2025		1,599						1,625				
46640QM99	J.P. Morgan Securities LLC 12/09/2022									10,973			
538036HC1	Live Oak Banking Company 1.800% 12/11/2023	153	148	153	148	153	153	148	153	148	153	153	138
53948BL80	Lloyds Bank Corporate Markets PLC 11/08/2022								5,292				
59013KAS5	Merrick Bank Corporation 2.350% 06/20/2022	419	406	860									
61690UGU8	Morgan Stanley Bank, National Association 2.550% 06/06/2022			3,989									
61760AE88	Morgan Stanley Private Bank, National Association 2.700% 06/06/2024			3,312						3,330			
62479MEP4	MUFG Bank, Ltd. 05/23/2022		819										

779

Cleveland Public Library Operating Account

PROJECTED INCOME SCHEDULE

As of March 31, 2022



CUSIP	SECURITY DESCRIPTION	Apr 2022	May 2022	Jun 2022	Jul 2022	Aug 2022	Sep 2022	Oct 2022	Nov 2022	Dec 2022	Jan 2023	Feb 2023	Mar 2023
62479MGN7	MUFG Bank, Ltd. 07/22/2022				1,219								
62479MMP5	MUFG Bank, Ltd. 12/23/2022									6,415			
63873KHG5	Natixis 08/16/2022					1,201							
63873KMG9	Natixis 12/16/2022									11,835			
63873KML8	Natixis 12/20/2022									13,324			
654062JR0	Nicolet National Bank 1.150% 03/28/2024	235	243	235	243	243	235	243	235	243	243	220	
6775228B3	Ohio, State of 0.350% 05/01/2023		569						569				
70212VAA6	Partners Bank 0.350% 06/30/2023	73	70	73	70	73	73	70	73	70	73	68	70
72345SKS9	Pinnacle Bank 0.900% 05/09/2022		1,367										
75472RAD3	Raymond James Bank, National Association 1.950% 08/23/2023					2,388						2,428	
7954502H7	Sallie Mae Bank 2.800% 04/17/2024	1,536						1,544					
81768PAF3	ServisFirst Bank 1.600% 02/21/2023	338	327	338	327	338	338	327	338	327	338	836	
856285SN2	State Bank of India 1.900% 01/22/2025				2,347						2,347		
87165E2M8	Synchrony Bank 1.250% 04/24/2025	1,546						1,554					
87270LDK6	TIAA, FSB 0.200% 02/12/2024					247						251	
88224PLY3	Texas Capital Bank 0.300% 02/07/2023					370						750	
88413QCN6	Third Federal Savings and Loan Association of Cleveland 0.750% 05/21/2024		926						941				
8923A1GN5	Toyota Credit de Puerto Rico Corp. 07/22/2022				1,865								
9128283P3	UST 2.250% 12/31/2024			5,625						5,625			
912828Q29	UST 1.500% 03/31/2023						11,475						

780

Cleveland Public Library Operating Account

PROJECTED INCOME SCHEDULE

As of March 31, 2022



CUSIP	SECURITY DESCRIPTION	Apr 2022	May 2022	Jun 2022	Jul 2022	Aug 2022	Sep 2022	Oct 2022	Nov 2022	Dec 2022	Jan 2023	Feb 2023	Mar 2023
912828Z29	UST 1.500% 01/15/2023				5,625						527		
912828ZH6	UST 0.250% 04/15/2023	1,250						1,250					
912828ZT0	UST 0.250% 05/31/2025		2,188						2,188				
91282CAF8	UST 0.125% 08/15/2023					313						313	
91282CAM3	UST 0.250% 09/30/2025						581						
91282CAP6	UST 0.125% 10/15/2023	625						625					
91282CAT8	UST 0.250% 10/31/2025	938						938					
91282CAW1	UST 0.250% 11/15/2023		850						850				
91282CAZ4	UST 0.375% 11/30/2025		1,406						1,406				
91282CBC4	UST 0.375% 12/31/2025			1,406						1,406			
91282CBH3	UST 0.375% 01/31/2026				2,344						2,344		
91282CBQ3	UST 0.500% 02/28/2026					1,875						1,875	
91282CBT7	UST 0.750% 03/31/2026						4,688						
91282CCJ8	UST 0.875% 06/30/2026			2,188						2,188			
91282CCK5	UST 0.125% 06/30/2023			750						750			
91282CCN9	UST 0.125% 07/31/2023				641						641		
91282CCT6	UST 0.375% 08/15/2024					938						938	
91282CCW9	UST 0.750% 08/31/2026					1,875						1,875	
91282CCZ2	UST 0.875% 09/30/2026						2,188						
91282CDA6	UST 0.250% 09/30/2023						1,250						
91282CDB4	UST 0.625% 10/15/2024	1,563						1,563					
949495AQ8	Wells Fargo National Bank West 1.900% 01/17/2023	402	389	402	389	402	402	389	402	389	838		
949763M78	Wells Fargo Bank, National Association 1.950% 10/18/2024	373	361	373	361	373	373	361	373	361	373	373	337
TOTAL		31,460	32,917	52,673	20,006	22,517	63,879	48,453	39,982	86,653	11,616	19,583	28,335

781

POSITION STATEMENT

As of March 31, 2022



CUSIP	Security Description	Trade Date/ Settlement Date	Par Value	Principal Cost/ Purchased Interest	Total Cost	Yield at Cost	Maturity/ Duration	Market Price/ Market Value	Unrealized Gain/ (Loss)	% of Assets	Moody's/ S&P Rating
Cash and Cash Equivalents											
31846V567	First American Funds, Inc.	3/31/2022 3/31/2022	\$532,734.24	\$532,734.24	\$532,734.24	0.15%	0.003 0.003	\$1.00 \$532,734.24	\$0.00	0.71%	AAAm
STAROHIO	STAR Ohio XX688	3/31/2022 3/31/2022	\$14,326,406.99	\$14,326,406.99	\$14,326,406.99	0.36%	0.003 0.003	\$1.00 \$14,326,406.99	\$0.00	19.04%	AAAm
SubTotal			\$14,859,141.23	\$14,859,141.23	\$14,859,141.23	0.35%		\$14,859,141.23	\$0.00	19.75%	
Agency Bond											
313380GJ0	FHLB 2.000% 09/09/2022	5/22/2019 5/24/2019	\$800,000.00	\$794,032.00	\$794,032.00	2.24%	0.444 0.444	\$100.43 \$803,408.00	\$9,376.00	1.07%	Aaa AA+
3137EAES4	FMCC 0.250% 06/26/2023	8/26/2020 8/28/2020	\$500,000.00	\$499,565.00	\$499,565.00	0.28%	1.238 1.226	\$97.84 \$489,180.00	(\$10,385.00)	0.65%	Aaa AA+
3137EAEV7	FMCC 0.250% 08/24/2023	8/19/2020 8/21/2020	\$500,000.00	\$499,490.00	\$499,490.00	0.28%	1.400 1.384	\$97.44 \$487,195.00	(\$12,295.00)	0.65%	Aaa AA+
3134GXAY0	FMCC 0.300% 11/13/2023	11/12/2020 11/13/2020	\$500,000.00	\$499,625.00	\$499,625.00	0.33%	1.622 1.597	\$97.27 \$486,365.00	(\$13,260.00)	0.65%	Aaa AA+
3130A3VC5	FHLB 2.250% 12/08/2023	3/24/2022 3/25/2022	\$1,000,000.00	\$1,002,370.00 \$6,687.50	\$1,009,057.50	2.11%	1.690 1.640	\$100.04 \$1,000,390.00	(\$1,980.00)	1.33%	Aaa AA+
3133EMNG3	FFCB 0.230% 01/19/2024	2/18/2021 2/19/2021	\$575,000.00	\$575,316.25	\$575,316.25	0.21%	1.805 1.783	\$96.66 \$555,806.50	(\$19,509.75)	0.74%	Aaa AA+
3130AB3H7	FHLB 2.375% 03/08/2024	4/25/2019 4/29/2019	\$500,000.00	\$499,765.00	\$499,765.00	2.38%	1.940 1.883	\$100.05 \$500,230.00	\$465.00	0.66%	Aaa AA+
3134GWXC5	FMCC 0.350% 03/29/2024	10/21/2020 10/23/2020	\$1,000,000.00	\$999,500.00	\$999,500.00	0.36%	1.997 1.961	\$96.09 \$960,900.00	(\$38,600.00)	1.28%	Aaa AA+
3133EMWV0	FFCB 0.350% 04/22/2024	4/26/2021 4/27/2021	\$1,500,000.00	\$1,500,000.00	\$1,500,000.00	0.35%	2.063 2.031	\$96.25 \$1,443,720.00	(\$56,280.00)	1.92%	Aaa AA+
3130AK6G6	FHLB 0.390% 09/23/2024	9/29/2020 9/30/2020	\$810,000.00	\$809,068.50	\$809,068.50	0.42%	2.485 2.415	\$95.20 \$771,128.10	(\$37,940.40)	1.02%	Aaa AA+
3134GWUS3	FMCC 0.400% 09/24/2024	9/17/2020 9/24/2020	\$1,000,000.00	\$999,950.00	\$999,950.00	0.40%	2.488 2.426	\$94.97 \$949,700.00	(\$50,250.00)	1.26%	Aaa AA+
3133EMBD3	FFCB 0.360% 09/24/2024	9/24/2020 9/29/2020	\$1,000,000.00	\$998,750.00	\$998,750.00	0.39%	2.488 2.415	\$95.51 \$955,130.00	(\$43,620.00)	1.27%	Aaa AA+
3133EK6J0	FFCB 1.625% 11/08/2024	11/1/2019 11/8/2019	\$500,000.00	\$499,615.00	\$499,615.00	1.64%	2.611 2.518	\$98.04 \$490,200.00	(\$9,415.00)	0.65%	Aaa AA+

782

POSITION STATEMENT

As of March 31, 2022



CUSIP	Security Description	Trade Date/ Settlement Date	Par Value	Principal Cost/ Purchased Interest	Total Cost	Yield at Cost	Maturity/ Duration	Market Price/ Market Value	Unrealized Gain/ (Loss)	% of Assets	Moody's/ S&P Rating
3134GV7E2	FMCC 0.500% 01/27/2025	7/8/2020 7/27/2020	\$500,000.00	\$498,600.00	\$498,600.00	0.56%	2.830 2.729	\$94.44 \$472,180.00	(\$26,420.00)	0.63%	Aaa AA+
3130ALZ23	FHLB 0.800% 04/28/2025	4/7/2021 4/28/2021	\$275,000.00	\$275,000.00	\$275,000.00	0.80%	3.079 2.901	\$94.82 \$260,746.75	(\$14,253.25)	0.35%	Aaa AA+
3133EMXS6	FFCB 0.720% 04/28/2025	4/26/2021 4/28/2021	\$1,750,000.00	\$1,748,632.81	\$1,748,632.81	0.74%	3.079 2.911	\$94.70 \$1,657,267.50	(\$91,365.31)	2.20%	Aaa AA+
3133EMZW5	FFCB 0.730% 05/19/2025	5/25/2021 5/28/2021	\$315,000.00	\$315,000.00	\$315,000.00	0.73%	3.137 2.956	\$94.68 \$298,248.30	(\$16,751.70)	0.40%	Aaa AA+
3133ELH80	FFCB 0.680% 06/10/2025	6/24/2020 6/26/2020	\$750,000.00	\$750,000.00	\$750,000.00	0.68%	3.197 3.021	\$94.26 \$706,942.50	(\$43,057.50)	0.94%	Aaa AA+
3130ANZ60	FHLB 0.400% 06/27/2025	10/26/2021 10/27/2021	\$750,000.00	\$742,500.00	\$742,500.00	0.96%	3.244 2.986	\$94.67 \$709,987.50	(\$32,512.50)	0.94%	Aaa AA+
3136G4J95	FNMA 0.550% 08/25/2025	8/19/2020 8/25/2020	\$500,000.00	\$499,375.00	\$499,375.00	0.58%	3.405 3.267	\$93.51 \$467,555.00	(\$31,820.00)	0.62%	Aaa AA+
3130ANVB3	FHLB 0.800% 09/17/2025	9/1/2021 9/17/2021	\$450,000.00	\$450,000.00	\$450,000.00	0.80%	3.468 3.239	\$94.09 \$423,391.50	(\$26,608.50)	0.56%	Aaa AA+
3137EAEX3	FMCC 0.375% 09/23/2025	9/29/2021 9/30/2021	\$900,000.00	\$885,114.00	\$885,114.00	0.80%	3.485 3.417	\$92.85 \$835,623.00	(\$49,491.00)	1.11%	Aaa AA+
3134GWZG4	FMCC 0.600% 10/20/2025	10/6/2020 10/20/2020	\$650,000.00	\$650,000.00	\$650,000.00	0.60%	3.559 3.343	\$93.10 \$605,117.50	(\$44,882.50)	0.80%	Aaa AA+
3134GWZV1	FMCC 0.650% 10/22/2025	10/18/2021 10/20/2021	\$410,000.00	\$404,260.00	\$404,260.00	1.01%	3.564 3.290	\$94.23 \$386,330.70	(\$17,929.30)	0.51%	Aaa AA+
3136G45C3	FNMA 0.540% 10/27/2025	10/21/2020 10/27/2020	\$500,000.00	\$499,500.00	\$499,500.00	0.56%	3.578 3.424	\$92.91 \$464,565.00	(\$34,935.00)	0.62%	Aaa AA+
3134GW4B9	FMCC 0.500% 10/29/2025	10/9/2020 10/29/2020	\$500,000.00	\$499,000.00	\$499,000.00	0.54%	3.584 3.432	\$92.80 \$464,005.00	(\$34,995.00)	0.62%	Aaa AA+
3135GA2Z3	FNMA 0.560% 11/17/2025	11/12/2020 11/17/2020	\$525,000.00	\$523,818.75	\$523,818.75	0.61%	3.636 3.447	\$92.97 \$488,076.75	(\$35,742.00)	0.65%	Aaa AA+
3134GXFV1	FMCC 0.625% 12/17/2025	12/3/2020 12/17/2020	\$500,000.00	\$499,750.00	\$499,750.00	0.64%	3.718 3.480	\$92.84 \$464,175.00	(\$35,575.00)	0.62%	Aaa AA+
3133EMQX3	FFCB 0.590% 02/17/2026	2/18/2021 2/25/2021	\$500,000.00	\$498,045.00	\$498,045.00	0.67%	3.888 3.652	\$92.11 \$460,530.00	(\$37,515.00)	0.61%	Aaa AA+
3130AKVV5	FHLB 0.500% 02/18/2026	1/28/2021 2/18/2021	\$1,000,000.00	\$1,000,000.00	\$1,000,000.00	0.50%	3.890 3.629	\$92.64 \$926,360.00	(\$73,640.00)	1.23%	Aaa AA+
31422XBN1	AGM 0.690% 02/25/2026	2/18/2021 2/25/2021	\$500,000.00	\$499,850.00	\$499,850.00	0.70%	3.910 3.607	\$93.39 \$466,945.00	(\$32,905.00)	0.62%	

POSITION STATEMENT

As of March 31, 2022



CUSIP	Security Description	Trade Date/ Settlement Date	Par Value	Principal Cost/ Purchased Interest	Total Cost	Yield at Cost	Maturity/ Duration	Market Price/ Market Value	Unrealized Gain/ (Loss)	% of Assets	Moody's/ S&P Rating
3130AJLH0	FHLB 0.920% 05/19/2026	10/18/2021 10/19/2021	\$725,000.00	\$718,272.00	\$718,272.00	1.13%	4.137 3.674	\$93.93 \$680,985.25	(\$37,286.75)	0.91%	Aaa AA+
3130AMNX6	FHLB 1.020% 06/10/2026	5/26/2021 6/10/2021	\$685,000.00	\$685,000.00	\$685,000.00	1.02%	4.197 3.667	\$94.33 \$646,167.35	(\$38,832.65)	0.86%	Aaa AA+
3130ANYN4	FHLB 1.000% 09/30/2026	9/14/2021 9/30/2021	\$500,000.00	\$500,000.00	\$500,000.00	1.00%	4.504 3.917	\$93.81 \$469,050.00	(\$30,950.00)	0.62%	Aaa AA+
3130AP3C7	FHLB 1.100% 09/30/2026	10/25/2021 10/26/2021	\$600,000.00	\$594,000.00	\$594,000.00	1.24%	4.504 3.873	\$94.24 \$565,410.00	(\$28,590.00)	0.75%	Aaa AA+
3130APFS9	FHLB 1.050% 10/28/2026	10/18/2021 10/28/2021	\$685,000.00	\$679,040.50	\$679,040.50	1.23%	4.581 3.983	\$93.39 \$639,694.10	(\$39,346.40)	0.85%	Aaa AA+
3130APW43	FHLB 1.500% 12/02/2026	12/16/2021 12/20/2021	\$500,000.00	\$499,925.00 \$375.00	\$500,300.00	1.50%	4.677 3.706	\$95.59 \$477,925.00	(\$22,000.00)	0.64%	Aaa AA+
SubTotal			\$25,155,000.00	\$25,091,729.81 \$7,062.50	\$25,098,792.31	0.83%		\$23,930,631.30	(\$1,161,098.51)	31.81%	

Commercial Paper

09659KDN7	BNP Paribas 04/22/2022	7/26/2021 7/27/2021	\$500,000.00	\$499,364.86	\$499,364.86	0.17%	0.060 0.063	\$99.97 \$499,860.00	\$495.14	0.66%	P-1 A-1
62479MEP4	MUFG Bank, Ltd. 05/23/2022	10/27/2021 10/28/2021	\$750,000.00	\$749,180.63	\$749,180.63	0.19%	0.145 0.147	\$99.90 \$749,257.50	\$76.87	1.00%	P-1 A-1
09659CGC6	BNP Paribas 07/12/2022	10/15/2021 10/18/2021	\$500,000.00	\$499,295.42	\$499,295.42	0.19%	0.282 0.283	\$99.70 \$498,500.00	(\$795.42)	0.66%	P-1 A-1
8923A1GN5	Toyota Credit de Puerto Rico Corp. 07/22/2022	10/25/2021 10/26/2021	\$960,000.00	\$958,134.93	\$958,134.93	0.26%	0.310 0.310	\$99.67 \$956,832.00	(\$1,302.93)	1.27%	P-1 A-1+
62479MGN7	MUFG Bank, Ltd. 07/22/2022	10/28/2021 10/29/2021	\$750,000.00	\$748,780.83	\$748,780.83	0.22%	0.310 0.310	\$99.67 \$747,525.00	(\$1,255.83)	0.99%	P-1 A-1
63873KHG5	Natixis 08/16/2022	11/19/2021 11/22/2021	\$540,000.00	\$538,798.50	\$538,798.50	0.30%	0.378 0.378	\$99.54 \$537,494.40	(\$1,304.10)	0.71%	P-1 A-1
22533UHS5	Credit Agricole Corporate and Investment Bank 08/26/2022	1/28/2022 1/31/2022	\$750,000.00	\$747,843.75	\$747,843.75	0.50%	0.405 0.405	\$99.50 \$746,272.50	(\$1,571.25)	0.99%	P-1 A-1
09659CK72	BNP Paribas 10/07/2022	1/12/2022 1/12/2022	\$320,000.00	\$318,832.71	\$318,832.71	0.49%	0.521 0.519	\$99.22 \$317,500.80	(\$1,331.91)	0.42%	P-1 A-1
13607FKR6	Canadian Imperial Holdings Inc. 10/25/2022	1/28/2022 1/31/2022	\$750,000.00	\$745,550.00	\$745,550.00	0.80%	0.570 0.581	\$99.13 \$743,465.25	(\$2,084.75)	0.99%	P-1 A-1

POSITION STATEMENT

As of March 31, 2022



CUSIP	Security Description	Trade Date/ Settlement Date	Par Value	Principal Cost/ Purchased Interest	Total Cost	Yield at Cost	Maturity/ Duration	Market Price/ Market Value	Unrealized Gain/ (Loss)	% of Assets	Moody's/ S&P Rating
06366HL13	Bank of Montreal 11/01/2022	2/4/2022 2/8/2022	\$630,000.00	\$626,229.45	\$626,229.45	0.81%	0.589 0.586	\$99.02 \$623,794.50	(\$2,434.95)	0.83%	P-1 A-1
53948BL80	Lloyds Bank Corporate Markets PLC 11/08/2022	2/11/2022 2/11/2022	\$630,000.00	\$624,708.00	\$624,708.00	1.13%	0.608 0.605	\$98.98 \$623,592.90	(\$1,115.10)	0.83%	P-1 A-1
46640QM99	J.P. Morgan Securities LLC 12/09/2022	3/16/2022 3/18/2022	\$900,000.00	\$889,027.50	\$889,027.50	1.67%	0.693 0.689	\$98.84 \$889,560.00	\$532.50	1.18%	P-1 A-1
63873KMG9	Natixis 12/16/2022	3/23/2022 3/28/2022	\$900,000.00	\$888,165.00	\$888,165.00	1.82%	0.712 0.708	\$98.81 \$889,272.00	\$1,107.00	1.18%	P-1 A-1
63873KML8	Natixis 12/20/2022	3/25/2022 3/30/2022	\$1,000,000.00	\$986,676.39	\$986,676.39	1.83%	0.723 0.719	\$98.79 \$987,900.00	\$1,223.61	1.31%	P-1 A-1
62479MMP5	MUFG Bank, Ltd. 12/23/2022	3/30/2022 3/31/2022	\$500,000.00	\$493,584.58	\$493,584.58	1.75%	0.732 0.728	\$98.78 \$493,880.00	\$295.42	0.66%	P-1 A-1
SubTotal			\$10,380,000.00	\$10,314,172.55	\$10,314,172.55	0.88%		\$10,304,706.85	(\$9,465.70)	13.70%	
Municipal Bond											
6775228B3	Ohio, State of 0.350% 05/01/2023	3/8/2021 3/17/2021	\$325,000.00	\$325,000.00	\$325,000.00	0.35%	1.085 1.073	\$98.33 \$319,575.75	(\$5,424.25)	0.42%	Aa1 AA+
SubTotal			\$325,000.00	\$325,000.00	\$325,000.00	0.35%		\$319,575.75	(\$5,424.25)	0.42%	
Negotiable Certificate of Deposit											
72345SKS9	Pinnacle Bank 0.900% 05/09/2022	4/24/2020 5/7/2020	\$248,000.00	\$247,752.00	\$247,752.00	0.95%	0.107 0.109	\$100.05 \$248,124.00	\$372.00	0.33%	
02007GKC6	Ally Bank 2.500% 06/06/2022	6/3/2019 6/6/2019	\$246,000.00	\$245,262.00	\$245,262.00	2.61%	0.184 0.186	\$100.39 \$246,949.56	\$1,687.56	0.33%	
61690UGU8	Morgan Stanley Bank, National Association 2.550% 06/06/2022	6/3/2019 6/6/2019	\$246,000.00	\$245,139.00	\$245,139.00	2.67%	0.184 0.186	\$100.40 \$246,974.16	\$1,835.16	0.33%	
59013KAS5	Merrick Bank Corporation 2.350% 06/20/2022	6/11/2019 6/20/2019	\$210,000.00	\$209,559.00	\$209,559.00	2.42%	0.222 0.224	\$100.43 \$210,896.70	\$1,337.70	0.28%	
20726ACE6	Congressional Bank 0.200% 09/19/2022	9/11/2020 9/18/2020	\$249,000.00	\$248,875.50	\$248,875.50	0.22%	0.471 0.472	\$99.72 \$248,300.31	(\$575.19)	0.33%	
05580ATH7	BMW Bank of North America 1.800% 11/29/2022	12/17/2019 12/19/2019	\$247,000.00	\$246,644.32	\$246,644.32	1.85%	0.666 0.660	\$100.59 \$248,449.89	\$1,805.57	0.33%	

785

Cleveland Public Library Operating Account

POSITION STATEMENT

As of March 31, 2022



CUSIP	Security Description	Trade Date/ Settlement Date	Par Value	Principal Cost/ Purchased Interest	Total Cost	Yield at Cost	Maturity/ Duration	Market Price/ Market Value	Unrealized Gain/ (Loss)	% of Assets	Moody's/ S&P Rating
949495AQ8	Wells Fargo National Bank West 1.900% 01/17/2023	1/8/2020 1/17/2020	\$249,000.00	\$248,564.25	\$248,564.25	1.96%	0.800 0.792	\$100.69 \$250,725.57	\$2,161.32	0.33%	
88224PLY3	Texas Capital Bank 0.300% 02/07/2023	8/7/2020 8/11/2020	\$249,000.00	\$248,626.50	\$248,626.50	0.36%	0.858 0.854	\$99.31 \$247,291.86	(\$1,334.64)	0.33%	
81768PAF3	ServisFirst Bank 1.600% 02/21/2023	2/12/2020 2/21/2020	\$249,000.00	\$248,502.00	\$248,502.00	1.67%	0.896 0.886	\$100.40 \$249,993.51	\$1,491.51	0.33%	
70212VAA6	Partners Bank 0.350% 06/30/2023	6/24/2020 6/30/2020	\$245,000.00	\$244,448.75	\$244,448.75	0.43%	1.249 1.239	\$98.59 \$241,545.50	(\$2,903.25)	0.32%	
75472RAD3	Raymond James Bank, National Association 1.950% 08/23/2023	8/14/2019 8/26/2019	\$247,000.00	\$246,506.00	\$246,506.00	2.00%	1.397 1.373	\$100.47 \$248,168.31	\$1,662.31	0.33%	
29278TLF5	EnerBank USA 1.800% 09/13/2023	9/5/2019 9/16/2019	\$249,000.00	\$248,751.00	\$248,751.00	1.83%	1.455 1.425	\$100.21 \$249,517.92	\$766.92	0.33%	
06251A2E9	Bank Hapoalim B.M. 0.300% 09/14/2023	9/4/2020 9/14/2020	\$249,000.00	\$248,502.00	\$248,502.00	0.37%	1.458 1.444	\$98.04 \$244,122.09	(\$4,379.91)	0.32%	
538036HC1	Live Oak Banking Company 1.800% 12/11/2023	12/6/2019 12/11/2019	\$100,000.00	\$99,700.00	\$99,700.00	1.88%	1.699 1.657	\$99.91 \$99,908.00	\$208.00	0.13%	
87270LDK6	TIAA, FSB 0.200% 02/12/2024	2/18/2021 2/22/2021	\$249,000.00	\$248,253.00	\$248,253.00	0.30%	1.871 1.850	\$96.71 \$240,807.90	(\$7,445.10)	0.32%	
05465DAK4	Axos Bank 1.650% 03/26/2024	2/27/2020 3/26/2020	\$249,000.00	\$248,564.25	\$248,564.25	1.70%	1.989 1.937	\$99.14 \$246,858.60	(\$1,705.65)	0.33%	
654062JR0	Nicolet National Bank 1.150% 03/28/2024	3/25/2020 3/31/2020	\$249,000.00	\$245,265.00	\$245,265.00	1.54%	1.995 1.950	\$98.15 \$244,403.46	(\$861.54)	0.32%	
7954502H7	Sallie Mae Bank 2.800% 04/17/2024	4/9/2019 4/17/2019	\$110,000.00	\$109,505.00	\$109,505.00	2.90%	2.049 1.961	\$101.36 \$111,498.20	\$1,993.20	0.15%	
32056GDH0	First Internet Bancorp 0.850% 05/13/2024	5/6/2020 5/11/2020	\$249,000.00	\$248,751.00	\$248,751.00	0.88%	2.121 2.078	\$97.32 \$242,331.78	(\$6,419.22)	0.32%	
88413QCN6	Third Federal Savings and Loan Association of Cleveland 0.750% 05/21/2024	5/6/2020 5/22/2020	\$249,000.00	\$248,751.00	\$248,751.00	0.78%	2.142 2.100	\$97.08 \$241,731.69	(\$7,019.31)	0.32%	
14042RLP4	Capital One, National Association 2.650% 05/22/2024	5/15/2019 5/30/2019	\$246,000.00	\$244,524.00	\$244,524.00	2.78%	2.145 2.058	\$101.04 \$248,560.86	\$4,036.86	0.33%	

786

POSITION STATEMENT

As of March 31, 2022



CUSIP	Security Description	Trade Date/ Settlement Date	Par Value	Principal Cost/ Purchased Interest	Total Cost	Yield at Cost	Maturity/ Duration	Market Price/ Market Value	Unrealized Gain/ (Loss)	% of Assets	Moody's/ S&P Rating
14042TAP2	Capital One Bank (Usa), National Association 2.650% 05/22/2024	5/15/2019 5/30/2019	\$246,000.00	\$244,524.00	\$244,524.00	2.78%	2.145 2.058	\$101.04 \$248,560.86	\$4,036.86	0.33%	
38149MAZ6	Goldman Sachs Bank USA Holdings LLC 2.700% 06/05/2024	6/3/2019 6/5/2019	\$246,000.00	\$245,200.50	\$245,200.50	2.77%	2.184 2.095	\$101.14 \$248,797.02	\$3,596.52	0.33%	
61760AE88	Morgan Stanley Private Bank, National Association 2.700% 06/06/2024	6/3/2019 6/6/2019	\$246,000.00	\$245,139.00	\$245,139.00	2.78%	2.186 2.098	\$101.14 \$248,794.56	\$3,655.56	0.33%	
20033AZ58	Comenity Capital Bank 2.500% 06/27/2024	6/25/2019 6/27/2019	\$249,000.00	\$249,000.00	\$249,000.00	2.50%	2.244 2.160	\$100.69 \$250,715.61	\$1,715.61	0.33%	
15118RRH2	Celtic Bank Corporation 1.850% 08/30/2024	8/16/2019 8/30/2019	\$249,000.00	\$248,285.37	\$248,285.37	1.91%	2.419 2.340	\$99.07 \$246,679.32	(\$1,606.05)	0.33%	
949763M78	Wells Fargo Bank, National Association 1.950% 10/18/2024	10/25/2019 10/29/2019	\$225,000.00	\$224,437.50	\$224,437.50	2.00%	2.553 2.461	\$99.15 \$223,087.50	(\$1,350.00)	0.30%	
856285SN2	State Bank of India 1.900% 01/22/2025	1/8/2020 1/22/2020	\$247,000.00	\$244,777.00	\$244,777.00	2.09%	2.816 2.711	\$98.69 \$243,751.95	(\$1,025.05)	0.32%	
87165E2M8	Synchrony Bank 1.250% 04/24/2025	4/20/2020 4/24/2020	\$248,000.00	\$246,326.00	\$246,326.00	1.39%	3.068 2.963	\$96.46 \$239,213.36	(\$7,112.64)	0.32%	
44329ME33	HSBC Bank USA, National Association 1.300% 05/07/2025	4/24/2020 5/7/2020	\$248,000.00	\$247,132.00	\$247,132.00	1.37%	3.104 2.787	\$96.56 \$239,468.80	(\$7,663.20)	0.32%	
02589ABQ4	American Express National Bank 2.000% 03/09/2027	3/2/2022 3/9/2022	\$247,000.00	\$245,765.00	\$245,765.00	2.11%	4.942 4.650	\$97.25 \$240,200.09	(\$5,564.91)	0.32%	
	SubTotal		\$7,335,000.00	\$7,311,031.94	\$7,311,031.94	1.71%		\$7,286,428.94	(\$24,603.00)	9.68%	
U.S. Treasury Bond											
912828Z29	UST 1.500% 01/15/2023	1/31/2022 2/1/2022	\$750,000.00	\$755,097.66 \$528.31	\$755,625.97	0.78%	0.795 0.792	\$100.00 \$750,029.25	(\$5,068.41)	1.00%	Aaa AA+
91282CDB4	UST 0.625% 10/15/2024	10/28/2021 10/29/2021	\$500,000.00	\$497,910.16 \$120.20	\$498,030.36	0.77%	2.545 2.510	\$99.55 \$497,734.50	(\$175.66)	0.66%	Aaa AA+

787

POSITION STATEMENT

As of March 31, 2022



CUSIP	Security Description	Trade Date/ Settlement Date	Par Value	Principal Cost/ Purchased Interest	Total Cost	Yield at Cost	Maturity/ Duration	Market Price/ Market Value	Unrealized Gain/ (Loss)	% of Assets	Moody's/ S&P Rating
9128283P3	UST 2.250% 12/31/2024	3/24/2022 3/25/2022	\$500,000.00	\$498,730.47 \$2,610.50	\$501,340.97	2.34%	2.756 2.639	\$99.36 \$496,795.00	(\$1,935.47)	0.66%	Aaa AA+
SubTotal			\$1,750,000.00	\$1,751,738.29 \$3,259.01	\$1,754,997.30	1.22%		\$1,744,558.75	(\$7,179.54)	2.32%	
U.S. Treasury Note											
912828Q29	UST 1.500% 03/31/2023	3/24/2022 3/25/2022	\$1,000,000.00	\$999,257.81	\$999,257.81	1.57%	1.000 0.996	\$99.79 \$997,890.00	(\$1,367.81)	1.33%	Aaa AA+
912828Q29	UST 1.500% 03/31/2023	3/30/2022 3/31/2022	\$530,000.00	\$528,944.14	\$528,944.14	1.70%	1.000 0.996	\$99.79 \$528,881.70	(\$62.44)	0.70%	Aaa AA+
912828ZH6	UST 0.250% 04/15/2023	10/22/2021 10/25/2021	\$1,000,000.00	\$998,828.13 \$68.68	\$998,896.81	0.33%	1.041 1.039	\$98.46 \$984,570.00	(\$14,258.13)	1.31%	Aaa AA+
91282CCK5	UST 0.125% 06/30/2023	6/25/2021 6/30/2021	\$1,200,000.00	\$1,196,625.00	\$1,196,625.00	0.27%	1.249 1.238	\$97.75 \$1,172,952.00	(\$23,673.00)	1.56%	Aaa AA+
91282CCN9	UST 0.125% 07/31/2023	8/18/2021 8/19/2021	\$1,025,000.00	\$1,023,158.20	\$1,023,158.20	0.22%	1.334 1.321	\$97.48 \$999,180.25	(\$23,977.95)	1.33%	Aaa AA+
91282CAF8	UST 0.125% 08/15/2023	7/26/2021 7/27/2021	\$500,000.00	\$499,160.16	\$499,160.16	0.21%	1.375 1.361	\$97.37 \$486,855.00	(\$12,305.16)	0.65%	Aaa AA+
91282CDA6	UST 0.250% 09/30/2023	9/28/2021 9/30/2021	\$1,000,000.00	\$998,906.25	\$998,906.25	0.30%	1.501 1.483	\$97.23 \$972,310.00	(\$26,596.25)	1.29%	Aaa AA+
91282CAP6	UST 0.125% 10/15/2023	10/21/2021 10/22/2021	\$1,000,000.00	\$993,359.37 \$24.04	\$993,383.41	0.46%	1.542 1.525	\$96.92 \$969,220.00	(\$24,139.37)	1.29%	Aaa AA+
91282CAW1	UST 0.250% 11/15/2023	10/29/2021 10/29/2021	\$680,000.00	\$676,095.31	\$676,095.31	0.53%	1.627 1.606	\$96.90 \$658,906.40	(\$17,188.91)	0.88%	Aaa AA+
91282CCT6	UST 0.375% 08/15/2024	8/26/2021 8/27/2021	\$500,000.00	\$498,769.53	\$498,769.53	0.46%	2.378 2.339	\$95.25 \$476,230.00	(\$22,539.53)	0.63%	Aaa AA+
912828ZT0	UST 0.250% 05/31/2025	4/26/2021 4/27/2021	\$1,750,000.00	\$1,723,544.92	\$1,723,544.92	0.62%	3.170 3.113	\$93.09 \$1,629,145.00	(\$94,399.92)	2.17%	Aaa AA+
91282CAM3	UST 0.250% 09/30/2025	10/14/2021 10/15/2021	\$465,000.00	\$453,938.09	\$453,938.09	0.86%	3.504 3.438	\$92.40 \$429,636.75	(\$24,301.34)	0.57%	Aaa AA+
91282CAT8	UST 0.250% 10/31/2025	10/27/2021 10/28/2021	\$750,000.00	\$728,056.64	\$728,056.64	1.00%	3.589 3.521	\$92.23 \$691,702.50	(\$36,354.14)	0.92%	Aaa AA+
91282CAZ4	UST 0.375% 11/30/2025	10/28/2021 10/29/2021	\$750,000.00	\$729,462.89	\$729,462.89	1.06%	3.671 3.593	\$92.48 \$693,607.50	(\$35,855.39)	0.92%	Aaa AA+

788

POSITION STATEMENT

As of March 31, 2022



CUSIP	Security Description	Trade Date/ Settlement Date	Par Value	Principal Cost/ Purchased Interest	Total Cost	Yield at Cost	Maturity/ Duration	Market Price/ Market Value	Unrealized Gain/ (Loss)	% of Assets	Moody's/ S&P Rating
91282CBC4	UST 0.375% 12/31/2025	10/28/2021 10/29/2021	\$750,000.00	\$728,613.28	\$728,613.28	1.08%	3.756 3.677	\$92.37 \$692,752.50	(\$35,860.78)	0.92%	Aaa AA+
91282CBH3	UST 0.375% 01/31/2026	4/26/2021 4/27/2021	\$1,250,000.00	\$1,225,048.83	\$1,225,048.83	0.80%	3.841 3.760	\$92.16 \$1,152,000.00	(\$73,048.83)	1.53%	Aaa AA+
91282CBQ3	UST 0.500% 02/28/2026	10/28/2021 10/29/2021	\$750,000.00	\$730,751.95	\$730,751.95	1.11%	3.918 3.827	\$92.48 \$693,630.00	(\$37,121.95)	0.92%	Aaa AA+
91282CBT7	UST 0.750% 03/31/2026	4/26/2021 4/27/2021	\$1,250,000.00	\$1,245,654.30	\$1,245,654.30	0.82%	4.003 3.878	\$93.29 \$1,166,062.50	(\$79,591.80)	1.55%	Aaa AA+
91282CCJ8	UST 0.875% 06/30/2026	10/22/2021 10/25/2021	\$500,000.00	\$493,027.34	\$493,027.34	1.18%	4.252 4.112	\$93.43 \$467,150.00	(\$25,877.34)	0.62%	Aaa AA+
91282CCW9	UST 0.750% 08/31/2026	8/26/2021 8/31/2021	\$500,000.00	\$497,734.38	\$497,734.38	0.84%	4.422 4.290	\$92.73 \$463,655.00	(\$34,079.38)	0.62%	Aaa AA+
91282CCZ2	UST 0.875% 09/30/2026	9/29/2021 9/30/2021	\$500,000.00	\$496,699.22	\$496,699.22	1.01%	4.504 4.340	\$93.12 \$465,585.00	(\$31,114.22)	0.62%	Aaa AA+
SubTotal			\$17,650,000.00	\$17,465,635.74 \$92.72	\$17,465,728.46	0.74%		\$16,791,922.10	(\$673,713.64)	22.32%	
Grand Total			\$77,454,141.23	\$77,118,449.56 \$10,414.23	\$77,128,863.79	0.81%		\$75,236,964.92	(\$1,881,484.64)	100.00%	

789

TRANSACTION STATEMENT

As of March 31, 2022



Transaction Type	Trade Date	Settlement Date	CUSIP	Security Description	Par Value	Principal Amount	Purchased Interest	Total Cost	Yield at Cost
Pending Purchase									
Pending Purchase	3/25/2022	4/1/2022	3133ENTK6	FFCB 2.51% 04/01/25	500,000.00	498,975.00		498,975.00	2.58%
Total					500,000.00	498,975.00		498,975.00	
Purchase									
Purchase	3/2/2022	3/9/2022	02589ABQ4	American Express National Bank 2.000% 03/09/2027	247,000.00	245,765.00		245,765.00	2.11%
Purchase	3/16/2022	3/18/2022	46640QM99	J.P. Morgan Securities LLC 12/09/2022	900,000.00	889,027.50		889,027.50	1.67%
Purchase	3/24/2022	3/25/2022	912828Q29	UST 1.500% 03/31/2023	1,000,000.00	999,257.81	7,252.74	1,006,510.55	1.57%
Purchase	3/24/2022	3/25/2022	912828P3	UST 2.250% 12/31/2024	500,000.00	498,730.47	2,610.50	501,340.97	2.34%
Purchase	3/24/2022	3/25/2022	3130A3VC5	FHLB 2.250% 12/08/2023	1,000,000.00	1,002,370.00	6,687.50	1,009,057.50	2.11%
Purchase	3/23/2022	3/28/2022	63873KMG9	Natixis 12/16/2022	900,000.00	888,165.00		888,165.00	1.82%
Purchase	3/25/2022	3/30/2022	63873KML8	Natixis 12/20/2022	1,000,000.00	986,676.39		986,676.39	1.83%
Purchase	3/30/2022	3/31/2022	912828Q29	UST 1.500% 03/31/2023	530,000.00	528,944.14		528,944.14	1.70%
Purchase	3/30/2022	3/31/2022	62479MMP5	MUFG Bank, Ltd. 12/23/2022	500,000.00	493,584.58		493,584.58	1.75%
Total					6,577,000.00	6,532,520.89	16,550.74	6,549,071.63	

790

TRANSACTION STATEMENT

As of March 31, 2022



Transaction Type	Trade Date	Settlement Date	CUSIP	Security Description	Par Value	Principal Cost	Total Proceeds	Realized Gain/Loss
Maturity								
Maturity	3/11/2022	3/11/2022	90348JSW1	UBS Bank USA 1.000% 03/11/2022	249,000.00	248,502.00	249,000.00	498.00
Maturity	3/18/2022	3/18/2022	3133ELTZ7	FFCB 0.625% 03/18/2022	1,000,000.00	997,920.00	1,000,000.00	2,080.00
Maturity	3/21/2022	3/21/2022	15201QCD7	Centerstate Bank Corporation 1.000% 03/21/2022	248,000.00	248,000.00	248,000.00	0.00
Maturity	3/28/2022	3/28/2022	12556LBU9	CIT Bank, National Association 1.050% 03/28/2022	248,000.00	248,000.00	248,000.00	0.00
Total					1,745,000.00	1,742,422.00	1,745,000.00	2,578.00

Sell								
Sell	3/2/2022	3/7/2022	02589AB50	American Express National Bank 1.450% 03/31/2023	248,000.00	247,132.00	248,964.72	1,832.72
Total					248,000.00	247,132.00	248,964.72	1,832.72

Transaction Type	Payment Date	Settlement Date	CUSIP	Security Description	Interest Received
Interest/Dividends					
Interest/Dividends	3/1/2022	3/1/2022	538036HC1	Live Oak Banking Company 1.800% 12/11/2023	138.08
Interest/Dividends	3/1/2022	3/1/2022	31846V567	First American Funds, Inc.	4.11
Interest/Dividends	3/2/2022	3/7/2022	02589AB50	American Express National Bank 1.45% 03/31/2023	1,556.62
Interest/Dividends	3/8/2022	3/8/2022	3130AB3H7	FHLB 2.375% 03/08/2024	5,937.50
Interest/Dividends	3/9/2022	3/9/2022	313380GJ0	FHLB 2.000% 09/09/2022	8,000.00
Interest/Dividends	3/11/2022	3/11/2022	90348JSW1	UBS Bank USA 1.000% 03/11/2022	191.01
Interest/Dividends	3/11/2022	3/11/2022	32056GDH0	First Internet Bancorp 0.850% 05/13/2024	162.36

TRANSACTION STATEMENT

As of March 31, 2022



Transaction Type	Payment Date	Settlement Date	CUSIP	Security Description	Interest Received
Interest/Dividends	3/14/2022	3/14/2022	29278TLF5	EnerBank USA 1.800% 09/13/2023	343.82
Interest/Dividends	3/14/2022	3/14/2022	06251A2E9	Bank Hapoalim B.M. 0.300% 09/14/2023	370.43
Interest/Dividends	3/17/2022	3/17/2022	949495AQ8	Wells Fargo National Bank West 1.900% 01/17/2023	362.93
Interest/Dividends	3/17/2022	3/17/2022	3130ANVB3	FHLB 0.800% 09/17/2025	1,800.00
Interest/Dividends	3/18/2022	3/18/2022	3133ELTZ7	FFCB 0.625% 03/18/2022	3,125.00
Interest/Dividends	3/18/2022	3/18/2022	949763M78	Wells Fargo Bank, National Association 1.950% 10/18/2024	336.58
Interest/Dividends	3/18/2022	3/18/2022	20726ACE6	Congressional Bank 0.200% 09/19/2022	38.20
Interest/Dividends	3/21/2022	3/21/2022	15201QCD7	Centerstate Bank Corporation 1.000% 03/21/2022	1,236.60
Interest/Dividends	3/21/2022	3/21/2022	81768PAF3	ServisFirst Bank 1.600% 02/21/2023	305.62
Interest/Dividends	3/21/2022	3/21/2022	59013KAS5	Merrick Bank Corporation 2.350% 06/20/2022	378.58
Interest/Dividends	3/23/2022	3/23/2022	3130AK6G6	FHLB 0.390% 09/23/2024	1,579.50
Interest/Dividends	3/23/2022	3/23/2022	3137EAEX3	FMCC 0.375% 09/23/2025	1,687.50
Interest/Dividends	3/24/2022	3/24/2022	3134GWUS3	FMCC 0.400% 09/24/2024	2,000.00
Interest/Dividends	3/24/2022	3/24/2022	3133EMBD3	FFCB 0.360% 09/24/2024	1,800.00
Interest/Dividends	3/28/2022	3/28/2022	12556LBU9	CIT Bank, National Association 1.050% 03/28/2022	1,305.57
Interest/Dividends	3/28/2022	3/28/2022	05465DAK4	Axos Bank 1.650% 03/26/2024	315.17
Interest/Dividends	3/28/2022	3/28/2022	20033AZ58	Comenity Capital Bank 2.500% 06/27/2024	477.53
Interest/Dividends	3/28/2022	3/28/2022	3130ANZ60	FHLB 0.400% 06/27/2025	750.00
Interest/Dividends	3/29/2022	3/29/2022	3134GWXC5	FMCC 0.350% 03/29/2024	1,750.00

792

TRANSACTION STATEMENT

As of March 31, 2022



Transaction Type	Payment Date	Settlement Date	CUSIP	Security Description	Interest Received
Interest/Dividends	3/30/2022	3/30/2022	15118RRH2	Celtic Bank Corporation 1.850% 08/30/2024	378.62
Interest/Dividends	3/30/2022	3/30/2022	70212VAA6	Partners Bank 0.350% 06/30/2023	70.48
Interest/Dividends	3/30/2022	3/30/2022	3130ANYN4	FHLB 1.000% 09/30/2026	2,500.00
Interest/Dividends	3/30/2022	3/30/2022	3130AP3C7	FHLB 1.100% 09/30/2026	900.00
Interest/Dividends	3/31/2022	3/31/2022	912828Q29	UST 1.500% 03/31/2023	7,500.00
Interest/Dividends	3/31/2022	3/31/2022	654062JR0	Nicolet National Bank 1.150% 03/28/2024	243.20
Interest/Dividends	3/31/2022	3/31/2022	91282CAM3	UST 0.250% 09/30/2025	581.25
Interest/Dividends	3/31/2022	3/31/2022	91282CBT7	UST 0.750% 03/31/2026	4,687.50
Interest/Dividends	3/31/2022	3/31/2022	91282CDA6	UST 0.250% 09/30/2023	1,250.00
Interest/Dividends	3/31/2022	3/31/2022	91282CCZ2	UST 0.875% 09/30/2026	2,187.50
Total					56,251.26

Transaction Type	Trade Date	Settlement Date	Transaction Description	Amount
Contribution				
Contribution	3/24/2022	3/24/2022	Cash In	5,000,000.00
Total				5,000,000.00

Custodian Fee				
Custodian Fee	3/25/2022	3/25/2022	Cash Out	(472.87)
Total				(472.87)

STATEMENT DISCLOSURE

As of March 31, 2022



Meeder provides monthly statements for its investment management clients to provide information about the investment portfolio. The information should not be used for audit or confirmation purposes. Please review your custodial statements and report any inaccuracies or discrepancies.

Certain information and data has been supplied by unaffiliated third parties. Although Meeder believes the information is reliable, it cannot warrant the accuracy of information offered by third parties. Market value may reflect prices received from pricing vendors when current market quotations are not available. Prices may not reflect firm bids or offers and may differ from the value at which the security can be sold.

Statements may include positions from unmanaged accounts provided for reporting purposes. Unmanaged accounts are managed directly by the client and are not included in the accounts managed by the investment adviser. This information is provided as a client convenience and the investment adviser assumes no responsibility for performance of these accounts or the accuracy of the data reported.

Investing involves risk. Past performance is no guarantee of future results. Debt and fixed income securities are subject to credit and interest rate risk. The investment return and principal value of an investment will fluctuate so that an investors shares, when redeemed, may be worth more or less than their original cost. Current performance may be lower or higher than the performance data quoted.

Meeder Investment Management is the global brand for the Meeder group of affiliated companies. Investment advisory services are provided through Meeder Public Funds, Inc. Please contact us if you would like to receive a copy of our current ADV disclosure brochure or privacy policy.



M E E D E R
PUBLIC FUNDS



Cleveland Public Library 2019A Tax-Exempt Bond Proceeds

Monthly Investment Report
March 31, 2022

Your Investment Representative:

Jim McCourt
(614) 923-1151
jmccourt@meederinvestment.com

For questions about your account please contact your investment representative or contact publicfundsoperations@meederinvestment.com
Dublin, Ohio | Lansing, Michigan | Long Beach, California | Austin, Texas | 866-633-3371 | www.meederpublicfunds.com

PORTFOLIO SUMMARY

As of March 31, 2022



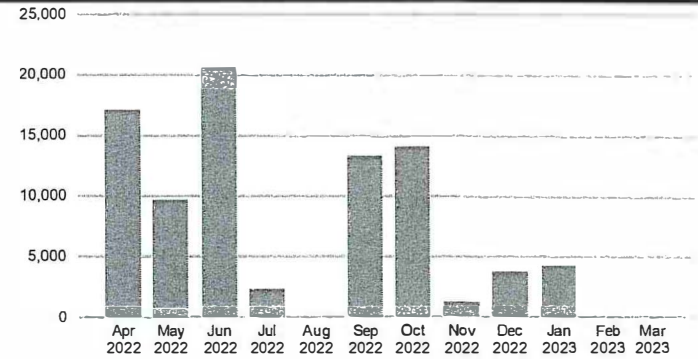
MONTHLY RECONCILIATION

Beginning Book Value	39,669,533.34
Contributions	
Withdrawals	(2,500,000.00)
Prior Month Custodian Fees	(330.07)
Realized Gains/Losses	4,015.11
Gross Interest Earnings	4,661.14
Ending Book Value	37,177,879.52


PORTFOLIO CHARACTERISTICS

Portfolio Yield to Maturity	0.31%
Portfolio Effective Duration	0.35 yrs
Weighted Average Maturity	0.35 yrs

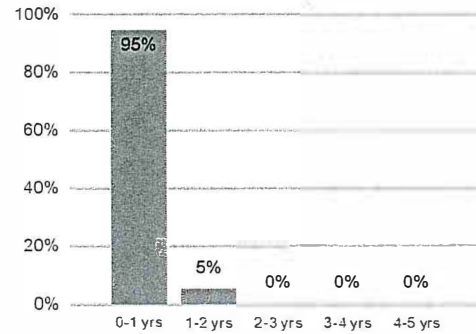
PROJECTED MONTHLY INCOME SCHEDULE



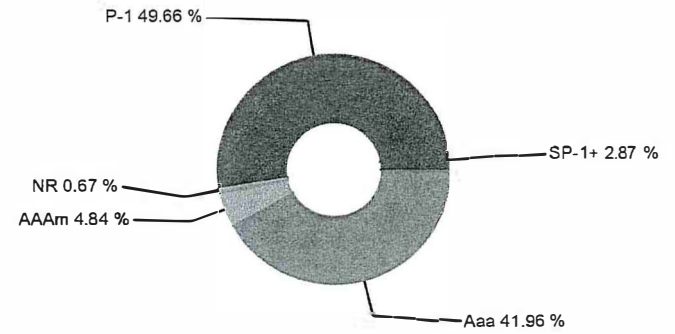
SECTOR ALLOCATION



MATURITY DISTRIBUTION



CREDIT QUALITY



Cleveland Public Library 2019A Tax-Exempt Bond Proceeds

PROJECTED INCOME SCHEDULE

As of March 31, 2022



CUSIP	SECURITY DESCRIPTION	Apr 2022	May 2022	Jun 2022	Jul 2022	Aug 2022	Sep 2022	Oct 2022	Nov 2022	Dec 2022	Jan 2023	Feb 2023	Mar 2023
084601XB4	Legacy Banks 1.250% 04/21/2022	1,929											
09659KDN7	BNP Paribas 04/22/2022	6,351											
2254EBD81	Credit Suisse AG 04/08/2022	6,638											
2906416L8	Elyria, City of 0.750% 06/29/2022			717									
3130AKJD9	FHLB 0.140% 12/29/2022			1,400						3,800			
3133EKZY5	FFCB 1.550% 06/01/2022			18,495									
3133ELZN7	FFCB 0.160% 05/18/2022		2,175										
53948BE62	Lloyds Bank Corporate Markets PLC 05/06/2022		6,281										
8923A1JG7	Toyota Credit de Puerto Rico Corp. 09/16/2022						12,075						
91282CAR2	UST 0.125% 10/31/2022	2,188						14,082					
91282CBG5	UST 0.125% 01/31/2023				1,250						4,297		
91282CBU4	UST 0.125% 03/31/2023						1,250						
91282CCD1	UST 0.125% 05/31/2023		1,250						1,250				
987643UY7	Youngstown, City of 1.000% 07/07/2022				1,074								
TOTAL		17,105	9,705	20,612	2,324		13,325	14,082	1,250	3,800	4,297		

797

POSITION STATEMENT

As of March 31, 2022



CUSIP	Security Description	Trade Date/ Settlement Date	Par Value	Principal Cost/ Purchased Interest	Total Cost	Yield at Cost	Maturity/ Duration	Market Price/ Market Value	Unrealized Gain/ (Loss)	% of Assets	Moody's/ S&P Rating
Cash and Cash Equivalents											
31846V567	First American Funds, Inc.	3/31/2022 3/31/2022	\$1,794,860.52	\$1,794,860.52	\$1,794,860.52	0.15%	0.003 0.003	\$1.00 \$1,794,860.52	\$0.00	4.32%	AAAm
STAROHIO	STAR Ohio XX703	3/31/2022 3/31/2022	\$4,500,116.00	\$4,500,116.00	\$4,500,116.00	0.36%	0.003 0.003	\$1.00 \$4,500,116.00	\$0.00	10.83%	AAAm
SubTotal			\$6,294,976.52	\$6,294,976.52	\$6,294,976.52	0.30%		\$6,294,976.52	\$0.00	15.14%	
Agency Bond											
3133ELZN7	FFCB 0.160% 05/18/2022	10/8/2020 10/9/2020	\$2,685,000.00	\$2,684,973.15	\$2,684,973.15	0.16%	0.132 0.134	\$99.94 \$2,683,469.55	(\$1,503.60)	6.46%	Aaa AA+
3133EKZY5	FFCB 1.550% 06/01/2022	9/19/2019 9/20/2019	\$1,500,000.00	\$1,493,130.00	\$1,493,130.00	1.72%	0.170 0.172	\$100.11 \$1,501,635.00	\$8,505.00	3.61%	Aaa AA+
3130AKJD9	FHLB 0.140% 12/29/2022	12/9/2020 12/29/2020	\$2,000,000.00	\$1,997,600.00	\$1,997,600.00	0.20%	0.748 0.743	\$99.23 \$1,984,500.00	(\$13,100.00)	4.77%	Aaa AA+
SubTotal			\$6,185,000.00	\$6,175,703.15	\$6,175,703.15	0.55%		\$6,169,604.55	(\$6,098.60)	14.84%	
Commercial Paper											
2254EBD81	Credit Suisse AG 04/08/2022	7/12/2021 7/13/2021	\$4,935,000.00	\$4,928,362.43	\$4,928,362.43	0.18%	0.022 0.025	\$99.99 \$4,934,506.50	\$6,144.07	11.87%	P-1 A-1
09659KDN7	BNP Paribas 04/22/2022	7/26/2021 7/27/2021	\$5,000,000.00	\$4,993,648.61	\$4,993,648.61	0.17%	0.060 0.063	\$99.97 \$4,998,600.00	\$4,951.39	12.02%	P-1 A-1
53948BE62	Lloyds Bank Corporate Markets PLC 05/06/2022	8/12/2021 8/13/2021	\$5,000,000.00	\$4,993,719.44	\$4,993,719.44	0.17%	0.099 0.103	\$99.95 \$4,997,530.00	\$3,810.56	12.02%	P-1 A-1
8923A1JG7	Toyota Credit de Puerto Rico Corp. 09/16/2022	12/17/2021 12/20/2021	\$3,500,000.00	\$3,487,925.00	\$3,487,925.00	0.46%	0.463 0.462	\$99.37 \$3,477,810.00	(\$10,115.00)	8.37%	P-1 A-1+
SubTotal			\$18,435,000.00	\$18,403,655.48	\$18,403,655.48	0.23%		\$18,408,446.50	\$4,791.02	44.28%	
Municipal Bond											
2906416L8	Elyria, City of 0.750% 06/29/2022	6/10/2021 6/29/2021	\$340,000.00	\$342,036.60	\$342,036.60	0.15%	0.247 0.248	\$99.93 \$339,768.80	(\$2,267.80)	0.82%	SP-1+
2906416L8	Elyria, City of 0.750% 06/29/2022	6/11/2021 6/29/2021	\$135,000.00	\$135,808.65	\$135,808.65	0.15%	0.247 0.248	\$99.93 \$134,908.20	(\$900.45)	0.32%	SP-1+

798

Cleveland Public Library 2019A Tax-Exempt Bond Proceeds

POSITION STATEMENT

As of March 31, 2022



CUSIP	Security Description	Trade Date/ Settlement Date	Par Value	Principal Cost/ Purchased Interest	Total Cost	Yield at Cost	Maturity/ Duration	Market Price/ Market Value	Unrealized Gain/ (Loss)	% of Assets	Moody's/ S&P Rating
987643UY7	Youngstown, City of 1.000% 07/07/2022	6/25/2021 7/7/2021	\$590,000.00	\$594,826.20	\$594,826.20	0.18%	0.268 0.269	\$99.94 \$589,622.40	(\$5,203.80)	1.42%	SP-1+
SubTotal			\$1,065,000.00	\$1,072,671.45	\$1,072,671.45	0.17%		\$1,064,299.40	(\$8,372.05)	2.56%	
Negotiable Certificate of Deposit											
084601XB4	Legacy Banks 1.250% 04/21/2022	4/2/2020 4/8/2020	\$248,000.00	\$247,727.20	\$247,727.20	1.31%	0.058 0.060	\$100.05 \$248,121.52	\$394.32	0.60%	
SubTotal			\$248,000.00	\$247,727.20	\$247,727.20	1.31%		\$248,121.52	\$394.32	0.60%	
U.S. Treasury Note											
91282CAR2	UST 0.125% 10/31/2022	1/31/2022 2/1/2022	\$3,500,000.00	\$3,488,105.46 \$1,123.96	\$3,489,229.42	0.58%	0.586 0.583	\$99.39 \$3,478,685.00	(\$9,420.46)	8.37%	Aaa AA+
91282CBG5	UST 0.125% 01/31/2023	6/21/2021 6/22/2021	\$2,000,000.00	\$1,996,953.13	\$1,996,953.13	0.22%	0.838 0.834	\$98.84 \$1,976,800.00	(\$20,153.13)	4.76%	Aaa AA+
91282CBU4	UST 0.125% 03/31/2023	6/3/2021 6/4/2021	\$2,000,000.00	\$1,999,375.00	\$1,999,375.00	0.14%	1.000 0.993	\$98.43 \$1,968,680.00	(\$30,695.00)	4.74%	Aaa AA+
91282CCD1	UST 0.125% 05/31/2023	6/3/2021 6/4/2021	\$2,000,000.00	\$1,998,828.13	\$1,998,828.13	0.15%	1.167 1.157	\$97.96 \$1,959,220.00	(\$39,608.13)	4.71%	Aaa AA+
SubTotal			\$9,500,000.00	\$9,483,261.72 \$1,123.96	\$9,484,385.68	0.32%		\$9,383,385.00	(\$99,876.72)	22.57%	
Grand Total			\$41,727,976.52	\$41,677,995.52 \$1,123.96	\$41,679,119.48	0.31%		\$41,568,833.49	(\$109,162.03)	100.00%	

799

TRANSACTION STATEMENT

As of March 31, 2022



Transaction Type	Trade Date	Settlement Date	CUSIP	Security Description	Par Value	Principal Cost	Total Proceeds	Realized Gain/Loss
Maturity								
Maturity	3/2/2022	3/2/2022	46640QC25	J.P. Morgan Securities LLC 03/02/2022	2,500,000.00	2,498,763.89	2,500,000.00	1,236.11
Maturity	3/18/2022	3/18/2022	3133ELTZ7	FFCB 0.625% 03/18/2022	1,000,000.00	998,140.00	1,000,000.00	1,860.00
Maturity	3/25/2022	3/25/2022	2254EBCR0	Credit Suisse AG 03/25/2022	500,000.00	499,330.00	500,000.00	670.00
Maturity	3/31/2022	3/31/2022	33651NAF9	First State Bank of The Southeast, Inc 1.350% 03/31/2022	249,000.00	248,751.00	249,000.00	249.00
Total					4,249,000.00	4,244,984.89	4,249,000.00	4,015.11

Transaction Type	Payment Date	Settlement Date	CUSIP	Security Description	Interest Received
Interest/Dividends					
Interest/Dividends	3/1/2022	3/1/2022	31846V567	First American Funds, Inc.	0.64
Interest/Dividends	3/18/2022	3/18/2022	3133ELTZ7	FFCB 0.625% 03/18/2022	3,125.00
Interest/Dividends	3/31/2022	3/31/2022	33651NAF9	First State Bank of The Southeast, Inc 1.350% 03/31/2022	285.50
Interest/Dividends	3/31/2022	3/31/2022	91282CBU4	UST 0.125% 03/31/2023	1,250.00
Total					4,661.14

TRANSACTION STATEMENT

As of March 31, 2022



Transaction Type	Trade Date	Settlement Date	Transaction Description	Amount
Custodian Fee				
Custodian Fee	3/25/2022	3/25/2022	Cash Out	(330.07)
Total				(330.07)
Withdrawal				
Withdrawal	3/4/2022	3/4/2022	Cash Out	(2,500,000.00)
Total				(2,500,000.00)

STATEMENT DISCLOSURE

As of March 31, 2022



Meeder provides monthly statements for its investment management clients to provide information about the investment portfolio. The information should not be used for audit or confirmation purposes. Please review your custodial statements and report any inaccuracies or discrepancies.

Certain information and data has been supplied by unaffiliated third parties. Although Meeder believes the information is reliable, it cannot warrant the accuracy of information offered by third parties. Market value may reflect prices received from pricing vendors when current market quotations are not available. Prices may not reflect firm bids or offers and may differ from the value at which the security can be sold.

Statements may include positions from unmanaged accounts provided for reporting purposes. Unmanaged accounts are managed directly by the client and are not included in the accounts managed by the investment adviser. This information is provided as a client convenience and the investment adviser assumes no responsibility for performance of these accounts or the accuracy of the data reported.

Investing involves risk. Past performance is no guarantee of future results. Debt and fixed income securities are subject to credit and interest rate risk. The investment return and principal value of an investment will fluctuate so that an investors shares, when redeemed, may be worth more or less than their original cost. Current performance may be lower or higher than the performance data quoted.

Meeder Investment Management is the global brand for the Meeder group of affiliated companies. Investment advisory services are provided through Meeder Public Funds, Inc. Please contact us if you would like to receive a copy of our current ADV disclosure brochure or privacy policy.



M E E D E R
PUBLIC FUNDS



Cleveland Public Library 2019B Taxable Bond Proceeds

Monthly Investment Report
March 31, 2022

Your Investment Representative:

Jim McCourt
(614) 923-1151
jmccourt@meederinvestment.com

For questions about your account please contact your investment representative or contact publicfundsoperations@meederinvestment.com
Dublin, Ohio | Lansing, Michigan | Long Beach, California | Austin, Texas | 866-633-3371 | www.meederpublicfunds.com

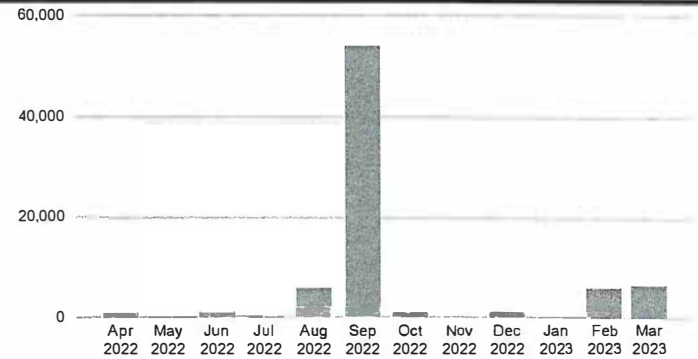
PORTFOLIO SUMMARY

As of March 31, 2022




MONTHLY RECONCILIATION		PORTFOLIO CHARACTERISTICS	
Beginning Book Value	9,237,535.15	Portfolio Yield to Maturity	1.11%
Contributions		Portfolio Effective Duration	1.13 yrs
Withdrawals		Weighted Average Maturity	1.14 yrs
Prior Month Custodian Fees	(77.02)		
Realized Gains/Losses			
Gross Interest Earnings	36,219.58		
Ending Book Value	9,273,677.71		

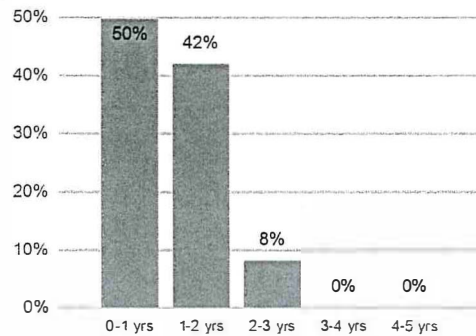
PROJECTED MONTHLY INCOME SCHEDULE




SECTOR ALLOCATION



MATURITY DISTRIBUTION



CREDIT QUALITY



Cleveland Public Library 2019B Taxable Bond Proceeds

PROJECTED INCOME SCHEDULE

As of March 31, 2022



CUSIP	SECURITY DESCRIPTION	Apr 2022	May 2022	Jun 2022	Jul 2022	Aug 2022	Sep 2022	Oct 2022	Nov 2022	Dec 2022	Jan 2023	Feb 2023	Mar 2023
3130AGWK7	FHLB 1.500% 08/15/2024					5,813						5,813	
3133EMBS0	FFCB 0.200% 10/02/2023	1,000						1,000					
3135G0W33	FNMA 1.375% 09/06/2022						31,510						
31422BXH8	AGM 0.850% 03/20/2023						6,375						6,375
912828Q29	UST 1.500% 03/31/2023						7,500						
912828T26	UST 1.375% 09/30/2023						8,594						
91282CCK5	UST 0.125% 06/30/2023			1,063						1,063			
TOTAL		1,000		1,063		5,813	53,979	1,000		1,063		5,813	6,375

805

POSITION STATEMENT

As of March 31, 2022



CUSIP	Security Description	Trade Date/ Settlement Date	Par Value	Principal Cost/ Purchased Interest	Total Cost	Yield at Cost	Maturity/ Duration	Market Price/ Market Value	Unrealized Gain/ (Loss)	% of Assets	Moody's/ S&P Rating
Cash and Cash Equivalents											
31846V567	First American Funds, Inc.	3/31/2022 3/31/2022	\$93,230.62	\$93,230.62	\$93,230.62	0.15%	0.003 0.003	\$1.00 \$93,230.62	\$0.00	1.01%	AAAm
SubTotal			\$93,230.62	\$93,230.62	\$93,230.62	0.15%		\$93,230.62	\$0.00	1.01%	
Agency Bond											
3135G0W33	FNMA 1.375% 09/06/2022	9/10/2019 9/11/2019	\$2,000,000.00	\$1,982,240.00	\$1,982,240.00	1.68%	0.436 0.436	\$100.18 \$2,003,640.00	\$21,400.00	21.75%	Aaa AA+
31422BXH8	AGM 0.850% 03/20/2023	3/25/2020 3/27/2020	\$1,500,000.00	\$1,500,000.00	\$1,500,000.00	0.85%	0.970 0.962	\$99.23 \$1,488,405.00	(\$11,595.00)	16.16%	
3133EMBS0	FFCB 0.200% 10/02/2023	10/5/2020 10/6/2020	\$1,000,000.00	\$998,190.00	\$998,190.00	0.26%	1.507 1.490	\$97.31 \$973,090.00	(\$25,100.00)	10.56%	Aaa AA+
3130AGWK7	FHLB 1.500% 08/15/2024	9/26/2019 9/27/2019	\$775,000.00	\$771,187.00	\$771,187.00	1.61%	2.378 2.312	\$97.90 \$758,717.25	(\$12,469.75)	8.24%	Aaa AA+
SubTotal			\$5,275,000.00	\$5,251,617.00	\$5,251,617.00	1.17%		\$5,223,852.25	(\$27,764.75)	56.70%	
U.S. Treasury Note											
912828Q29	UST 1.500% 03/31/2023	9/18/2019 9/19/2019	\$1,000,000.00	\$994,921.88	\$994,921.88	1.65%	1.000 0.996	\$99.79 \$997,890.00	\$2,968.12	10.83%	Aaa AA+
91282CCK5	UST 0.125% 06/30/2023	6/24/2021 6/30/2021	\$1,700,000.00	\$1,695,285.16	\$1,695,285.16	0.26%	1.249 1.238	\$97.75 \$1,661,682.00	(\$33,603.16)	18.04%	Aaa AA+
912828T26	UST 1.375% 09/30/2023	10/25/2019 10/28/2019	\$1,250,000.00	\$1,238,623.05	\$1,238,623.05	1.62%	1.501 1.466	\$98.90 \$1,236,187.50	(\$2,435.55)	13.42%	Aaa AA+
SubTotal			\$3,950,000.00	\$3,928,830.09	\$3,928,830.09	1.05%		\$3,895,759.50	(\$33,070.59)	42.29%	
Grand Total			\$9,318,230.62	\$9,273,677.71	\$9,273,677.71	1.11%		\$9,212,842.37	(\$60,835.34)	100.00%	

806

TRANSACTION STATEMENT

As of March 31, 2022



Transaction Type	Payment Date	Settlement Date	CUSIP	Security Description	Interest Received
Interest/Dividends					
Interest/Dividends	3/1/2022	3/1/2022	31846V567	First American Funds, Inc.	0.83
Interest/Dividends	3/7/2022	3/7/2022	3135G0W33	FNMA 1.375% 09/06/2022	13,750.00
Interest/Dividends	3/21/2022	3/21/2022	31422BXH8	AGM 0.850% 03/20/2023	6,375.00
Interest/Dividends	3/31/2022	3/31/2022	912828Q29	UST 1.500% 03/31/2023	7,500.00
Interest/Dividends	3/31/2022	3/31/2022	912828T26	UST 1.375% 09/30/2023	8,593.75
Total					36,219.58

Transaction Type	Trade Date	Settlement Date	Transaction Description	Amount
Custodian Fee				
Custodian Fee	3/25/2022	3/25/2022	Cash Out	(77.02)
Total				(77.02)

807

STATEMENT DISCLOSURE

As of March 31, 2022



Meeder provides monthly statements for its investment management clients to provide information about the investment portfolio. The information should not be used for audit or confirmation purposes. Please review your custodial statements and report any inaccuracies or discrepancies.

Certain information and data has been supplied by unaffiliated third parties. Although Meeder believes the information is reliable, it cannot warrant the accuracy of information offered by third parties. Market value may reflect prices received from pricing vendors when current market quotations are not available. Prices may not reflect firm bids or offers and may differ from the value at which the security can be sold.

Statements may include positions from unmanaged accounts provided for reporting purposes. Unmanaged accounts are managed directly by the client and are not included in the accounts managed by the investment adviser. This information is provided as a client convenience and the investment adviser assumes no responsibility for performance of these accounts or the accuracy of the data reported.

Investing involves risk. Past performance is no guarantee of future results. Debt and fixed income securities are subject to credit and interest rate risk. The investment return and principal value of an investment will fluctuate so that an investors shares, when redeemed, may be worth more or less than their original cost. Current performance may be lower or higher than the performance data quoted.

Meeder Investment Management is the global brand for the Meeder group of affiliated companies. Investment advisory services are provided through Meeder Public Funds, Inc. Please contact us if you would like to receive a copy of our current ADV disclosure brochure or privacy policy.

CLEVELAND PUBLIC LIBRARY

REPORT C**Board Meeting**

April 19, 2022

REPORT ON CONFERENCE AND TRAVEL EXPENDITURES FOR MARCH 2022

In accordance with Board Policy adopted by resolution on November 29, 1972,
a description of Conference and Travel Expenditures is submitted.

ITEM	DATE	TRUSTEE/STAFF MEMBER	AMOUNT
Neighborhood Leadership Institute Neighborhood Leadership Cleveland Cleveland, Ohio	2/25/2022 - 6/9/2022	Valerie Johnson	150.00
Northeast Ohio Regional Library System Staff Development Week (Virtual) Cleveland, Ohio	1/24/2022 - 1/27/2022	Kristen Schmidt	10.00
TOTAL			\$160.00

SUMMARY

FUND	MARCH	YEAR TO DATE
General	\$160.00	\$160.00
TOTAL	\$160.00	\$160.00

Cleveland Public Library

Board Meeting
April 19, 2022

REPORT ON ALL VENDOR EXPENDITURES

In accordance with the Board Policy on Supplier Diversity adopted by resolution on April 15, 2021, the Fiscal Officer is hereby submitting a monthly report on all expenditures for the period:
3/1/2022 through 3/31/2022

Cert	Vendor	City/Description	State	Check Date	Amount/Total
	ACTION DOOR	BROOKLYN HTS. EMERGENCY DOOR REPAIRS	OH	03/18/2022	200.00 <u>200.00</u>
	ADMANAGE LTD	CINCINNATI PRE-EMPLOYMENT BACKGROUND CHEC PRE-EMPLOYMENT BACKGROUND CHEC	OH	03/11/2022 03/25/2022	2,428.60 1,722.65 <u>4,151.25</u>
	ADVANCE OHIO MEDIA INC.	DETROIT DIGITAL ADVERTISING 2/19/21 LEGAL NOTICE FOR LAKESHORE CHI	MI	03/11/2022 03/18/2022	1,200.00 2,046.72 <u>3,246.72</u>
	AIRGAS GREAT LAKES	CHICAGO OXYGEN ACELYLENE TANKS FOR WEL	IL	03/18/2022	129.39 <u>129.39</u>
	ALM HOLDINGS CORPORATION	LONE TREE	CO	03/11/2022 03/18/2022	507.92 1,205.62 <u>1,713.54</u>
	AMA LIVRE	PARIS		03/04/2022	302.68 <u>302.68</u>
	AMAZON	ATLANTA CLEVNET PAPER ORDER SUPPLIES FOR TECHNICAL SERVICE	GA	03/04/2022 03/11/2022 03/18/2022 03/25/2022	3,266.54 531.82 3,462.98 2,803.51 <u>10,064.85</u>
	AMERICAN LEGAL PUBLISHING CORPORATION	CINCINNATI	OH	03/04/2022	225.00 <u>225.00</u>
	AMERICAN MERCHANDISING SERVICES	CLEVELAND STOCK	OH	03/18/2022	7,077.76 <u>7,077.76</u>
	AMERICAN SOCIETY OF CIVIL ENGINEERS	BALTIMORE	MD	03/25/2022	1,485.00

Cert	Vendor	City/Description	State	Check Date	Amount/Total
					<u>\$1,485.00</u>
	ANDOVER PUBLIC LIBRARY	ANDOVER	OH		
		CLEVNET ONLINE BILL PAYMENT		03/11/2022	9.99
					<u>\$9.99</u>
	ANSWER UNITED, INC.	KALAMAZOO	MI		
		CALL-OFF SERVICE FOR ALL CPLS		03/11/2022	1,047.16
					<u>\$1,047.16</u>
	ARC DOCUMENT SOLUTIONS LLC	CLEVELAND	OH		
		SKYSITE TECHNOLOGY FOR FMP PRO		03/11/2022	275.00
		COVID-19 - PRINT & MAIL FMP PL		03/25/2022	40.84
					<u>\$315.84</u>
	ART THERAPY STUDIO	CLEVELAND	OH		
		2021 ART THERAPY SERVICES		03/18/2022	3,640.00
					<u>\$3,640.00</u>
	ASTM INTERNATIONAL	EST CONSHOHOCKEN	PA		
				03/04/2022	289.13
					<u>\$289.13</u>
	AT & T	CLEVELAND	OH		
		CPL MEASURED BUSINESS LINES		03/11/2022	203.32
		ASE ETHERNET SERVICE		03/11/2022	14,058.08
		CPL MEASURED BUSINESS LINES		03/18/2022	2,004.09
		CPL MEASURED BUSINESS LINES		03/25/2022	1,348.17
					<u>\$17,613.66</u>
	B & H PHOTO VIDEO	NEW YORK	NY		
		STORAGE FLASH EQUIPMENT		03/04/2022	620.48
					<u>\$620.48</u>
	BAKER & TAYLOR BOOKS	ATLANTA	GA		
				03/04/2022	11,532.75
				03/11/2022	5,672.87
				03/18/2022	8,916.66
				03/25/2022	7,559.05
					<u>\$33,681.33</u>
	BARBERTON PUBLIC LIBRARY	BARBERTON	OH		
		ONLINE BILL PAYMENT DIST.		03/11/2022	93.62
					<u>\$93.62</u>
	BELLEVUE PUBLIC LIBRARY	BELLEVUE	OH		
		ONLINE BILL PAYMENT DIST.		03/11/2022	36.59
					<u>\$36.59</u>
	BENJAMIN T. GAGE	AKRON	OH		
		MUSIC AT MAIN - GAGE		03/11/2022	700.00
					<u>\$700.00</u>
	BEST BUY TIRE & SERVICE	CLEVELAND	OH		
		VEHICLE REPAIRS		03/04/2022	1,868.41
		VEHICLE REPAIRS		03/18/2022	2,091.67

Cert	Vendor	City/Description	State	Check Date	Amount/Total
					<u>\$3,960.08</u>
	BIRCHARD PUBLIC LIBRARY	FREMONT	OH		
		ONLINE BILL PAYMENT DIST.		03/11/2022	70.93
					<u>\$70.93</u>
	BLACKSTONE AUDIO BOOKS	NEW YORK	NY		
				03/04/2022	1,380.00
					<u>\$1,380.00</u>
	BP	CHARLOTTE	NC		
		GAS FOR VEHICLES NH318		03/18/2022	5,597.96
					<u>\$5,597.96</u>
	BRADLEY ROSS BOOKS	LOS ANGELES	CA		
				03/25/2022	126.25
					<u>\$126.25</u>
	BRENNANS CATERING & BANQUET CENTER	CLEVELAND	OH		
		CATERING FOR 2022 SERVICE AWAR		03/11/2022	6,360.00
					<u>\$6,360.00</u>
	BRICKER & ECKLER LLP	COLUMBUS	OH		
		LEGAL SERVICES FOR FMP		03/11/2022	2,609.00
					<u>\$2,609.00</u>
	BRIDGEPORT PLACE LLC	CLEVELAND	OH		
		GARDEN VALLEY RENT		03/04/2022	5,856.37
					<u>\$5,856.37</u>
	BRILL	NEW MILFORD	CT		
				03/04/2022	647.22
				03/25/2022	205.50
					<u>\$852.72</u>
	BRISTOL PUBLIC LIBRARY	BRISTOLVILLE	OH		
		ONLINE BILL PAYMENT DIST.		03/11/2022	24.59
					<u>\$24.59</u>
	BRODART COMPANY	WILLIAMSPORT	PA		
				03/04/2022	72.09
				03/11/2022	689.56
					<u>\$761.65</u>
	BSL ONE LLC	CLEVELAND	OH		
		YR 3-OF-3 PAY STATION MAINTENA		03/04/2022	850.00
		CPL FAXING		03/11/2022	4,263.06
					<u>\$5,113.06</u>
	BURTON PUBLIC LIBRARY	BURTON	OH		
		ONLINE BILL PAYMENT DIST.		03/11/2022	16.99
					<u>\$16.99</u>
	CANON SOLUTIONS AMERICA, INC	CHICAGO	IL		
		COPIER MAINTENANCE, COPIES, CO		03/18/2022	90.48
		COPIER MAINTENANCE, COPIES, CO		03/25/2022	55.07
					<u>\$145.55</u>

Cert	Vendor	City/Description	State	Check Date	Amount/Total
	CARLO MAGGIORA LLC	CLEVELAND SPECIAL COLLECTIONS SECURITY G	OH	03/04/2022	5,000.00 <u>5,000.00</u>
	CARMEN'S CUSTOM WINDOW TREATMENTS	CLEVELAND HTS SOLAR SHADES FOR LSW STORAGE F	OH	03/04/2022	34,267.50 <u>\$34,267.50</u>
	CAROL & JOHN'S COMIC SHOP	CLEVELAND	OH	03/25/2022	1,316.26 <u>\$1,316.26</u>
	CARRIER RENTAL SYSTEMS, INC.	CHICAGO GENERAL USE TEMPORARY A/C EQUI	IL	03/18/2022	18,552.00 <u>\$18,552.00</u>
	CDW GOVERNMENT, INC	VERNON HILLS CPL - HWARE & SWARE- IPADS, WE LOGITECH ERGO M575 FOR BUSINES	IL	03/04/2022 03/18/2022	4,325.40 574.93 <u>\$4,900.33</u>
	CHARIS PARR	GARFIELD HTS. BRANCH PROGRAM - MEMNOT - PARR	OH	03/11/2022	200.00 <u>\$200.00</u>
	CHEMTREAT, INC	GLEN ALLEN LAKESHORE CHILLER CORROSION IN	VA	03/18/2022	975.44 <u>\$975.44</u>
	CHILCOTE LAW FIRM, LLP	CLEVELAND HEIGHTS LEGAL SERVICES - MLK BRANCH RE	OH	03/11/2022	49,555.00 <u>\$49,555.00</u>
	CINCINNATI LANDMARK PRODUCTIONS	CINCINNATI WORLD PUPPETRY DAY - VIRTUAL P	OH	03/25/2022	495.00 <u>\$495.00</u>
	CINTAS CORPORATION #011	STRONGSVILLE RESTOCK FIRST AID KITS RESTOCK FIRST AID KITS	OH	03/11/2022 03/18/2022	21.21 29.08 <u>\$50.29</u>
	CITY OF CLEV DIV OF WATER	CLEVELAND WATER E 131 ST ACCT#6165600000 WATER WEST PARK ACCT#578651000 WATER FLEET ACCT#7649510000	OH	03/11/2022 03/18/2022 03/25/2022	559.68 1,966.99 76.97 <u>\$2,603.64</u>
	CITY OF CLEVELAND	CLEVELAND ELEVATOR & REFRIGERATION INSPE	OH	03/18/2022	3,426.00 <u>\$3,426.00</u>
	CLEVELAND HEIGHTS - UNIVERSITY HEIGHTS	CLEVELAND HEIGHTS ONLINE BILL PAYMENT DIST.	OH	03/11/2022	480.35 <u>\$480.35</u>
	CLEVELAND PUBLIC POWER	CLEVELAND	OH		

Cert	Vendor	City/Description	State	Check Date	Amount/Total
		ELECTRICITY OLD MEMORIAL ACCT#		03/11/2022	810.20
		ELECTRICITY SOUTH		03/18/2022	47,875.51
		ELECTRICITY CARNEGIE WEST ACCT		03/25/2022	2,021.02
					<u>\$50,706.73</u>
	CLEVELAND THERMAL, LLC	CLEVELAND	OH		
		YR 2-OF-10 YR AGMT FOR CHILLED		03/11/2022	228.93
		YR 2-OF-10 YR AGMT FOR CHILLED		03/18/2022	15,261.76
					<u>\$15,490.69</u>
	CLYDE PUBLIC LIBRARY	CLYDE	OH		
		ONLINE BILL PAYMENT DIST.		03/11/2022	24.95
					<u>\$24.95</u>
	D K AGENCIES (P) LTD	NEW DELHI			
				03/04/2022	4,194.80
					<u>\$4,194.80</u>
	D&Z HOUSE OF BOOKS	CHICAGO	IL		
				03/04/2022	18.36
					<u>\$18.36</u>
	DAVE'S SUPERMARKET	CLEVELAND	OH		
		BRANCH - WALZ - OPEN HOUSE		03/25/2022	212.80
					<u>\$212.80</u>
	DIRECT AIR SYSTEMS, INC	HUDSON	OH		
		LSWAIR HANDLER UNIT #3		03/18/2022	16,700.00
					<u>\$16,700.00</u>
	DIRECT LINE II USA, INC	BROOKLYN	NY		
				03/04/2022	387.01
					<u>\$387.01</u>
	DOMINION EAST OHIO GAS COMPANY	RICHMOND	VA		
		NATURAL GAS STOKES WING ACCT#1		03/04/2022	7,949.58
		GAS CARNEGIE WEST ACCT#1441200		03/11/2022	6,196.61
		GAS E131 ST ACCT#5441200134469		03/18/2022	11,517.30
		GAS SOUTH BROOKLYN ACCT#544030		03/25/2022	293.57
					<u>\$25,957.06</u>
	DOWNTOWN CLEVELAND ALLIANCE	CLEVELAND	OH		
		2022 DOWNTOWN CLEVELAND ALLIAN		03/18/2022	1,533.00
					<u>\$1,533.00</u>
	EAST CLEVELAND PUBLIC LIBRARY	EAST CLEVELAND	OH		
		ONLINE BILL PAY DIST.		03/11/2022	13.00
					<u>\$13.00</u>
	EASTON TELECOM SERVICES LLC	CLEVELAND	OH		
		YR 1-OF-3 YR CONTRACT SIP TRUN		03/11/2022	3,941.20
					<u>\$3,941.20</u>
	EBSCO SUBSCRIPTION SERVICES	DALLAS	TX		
				03/11/2022	75.28
				03/18/2022	20,218.37

<u>Cert</u>	<u>Vendor</u>	<u>City/Description</u>	<u>State</u>	<u>Check Date</u>	<u>Amount/Total</u>
					\$20,293.65
	ELYRIA PUBLIC LIBRARY	ELYRIA	OH		
		ONLINE BILL PAYMENT DIST.		03/11/2022	134.84
					\$134.84
	ENTERPRISE FLEET MANAGEMENT INC	STRONGSVILLE	OH		
		CPL VEHICLE DMV FEES		03/04/2022	172.00
		5 YR VEHICLE LEASES- CONTINUAT		03/18/2022	2,242.70
					\$2,414.70
	ERYKA PARKER	STREETSBORO	OH		
		MLK EMPOWERING WORKSHOP SERIES		03/18/2022	500.00
					\$500.00
	EUCLID PUBLIC LIBRARY	EUCLID	OH		
		ONLINE BILL PAYMENT DIST.		03/11/2022	40.50
					\$40.50
	FAIRPORT HARBOR PUBLIC LIBRARY	FAIRPORT HARBOR	OH		
		ONLINE BILL PAYMENT DIST.		03/11/2022	2.80
					\$2.80
	FASTSIGNS	CLEVELAND	OH		
		BRIGHT LIGHTS READING NIGHTS -		03/18/2022	2,904.98
					\$2,904.98
	FEDERAL EXPRESS CORP	PITTSBURGH	PA		
		FEDERAL EXPRESS CHARGES		03/18/2022	85.13
					\$85.13
	FLOWAN SOFTWARE INC	OLON	OH		
		FLOWAN SUBSCRIPTION RENEWAL		03/18/2022	1,200.00
					\$1,200.00
	GALE / CENGAGE LEARNING	ATLANTA	GA		
				03/18/2022	13,745.95
					\$13,745.95
	GARDINER SERVICE CO LLC	OLON	OH		
		LAKESHORE CHILLER REPLACEMENT		03/04/2022	125,960.00
					\$125,960.00
	GAYLORD BROTHERS INC	SYRACUSE	NY		
		6 MIL POLYPROPYLENE PRESENTATI		03/11/2022	2,137.16
					\$2,137.16
	GEAUGA COUNTY PUBLIC LIBRARY	CHARDON	OH		
		ONLINE BILL PAYMENT DIST.		03/11/2022	547.93
					\$547.93
	GILBANE BUILDING COMPANY	CLEVELAND	OH		
		FMP PHASE 1A GMP - WEST PARK		03/04/2022	272,493.00
		FMP PHASE 1A GMP - JEFFERSON		03/11/2022	75,678.00
		FMP PHASE 1A - MOVE MANAGEMENT		03/18/2022	7,404.00
		FMP PHASE 1A GMP - HOUGH		03/25/2022	768,403.00
					\$1,123,978.00

Cert	Vendor	City/Description	State	Check Date	Amount/Total
	GIRARD FREE LIBRARY	GIRARD	OH		
		ONLINE BILL PAYMENT DIST.		03/11/2022	14.77
					<u>\$14.77</u>
	GLASS DOCTOR	CLEVELAND	OH		
		EMERGENCY GLASS REPAIRS		03/04/2022	1,525.95
		EMERGENCY GLASS REPAIRS		03/11/2022	719.17
					<u>\$2,245.12</u>
	GREATER CLEVELAND PARTNERSHIP	CLEVELAND	OH		
		2022 MEMBERSHIP SUPPORT		03/18/2022	1,390.00
					<u>\$1,390.00</u>
	HAJA TUNKARA	WILLOUGHBY HILLS,	OH		
		WOMENS ERG HAJA TUNKARA SPEAKE		03/18/2022	500.00
					<u>\$500.00</u>
	HANNAH NEWS SERVICE	COLUMBUS	OH		
				03/25/2022	5,225.00
					<u>\$5,225.00</u>
	HARBOR-TOPKY MEMORIAL LIBRARY	ASHTABULA	OH		
		ONLINE BILL PAYMENT DIST.		03/11/2022	46.95
					<u>\$46.95</u>
	HATZEL & BUEHLER, INC	WILMINGTON	DE		
		EMER- MAIN BUILDING AIR HANDLE		03/11/2022	665.00
					<u>\$665.00</u>
	HENDERSON MEMORIAL PUBLIC LIBRARY	JEFFERSON	OH		
		ONLINE BILL PAYMENT DIST.		03/11/2022	4.30
					<u>\$4.30</u>
	HF GROUP, LLC	NORTH MANCHESTER	IN		
		1ST RENEWAL OF 4 - BOOK BINDIN		03/18/2022	3,830.66
					<u>\$3,830.66</u>
	HOLZHEIMER BOLEK + MEEHAN ARCHITECTS LLC	CLEVELAND	OH		
		FMP PHASE 1B - LORAIN BRANCH		03/04/2022	6,392.04
		FMP PHASE 1B - LORAIN BRANCH		03/25/2022	6,428.50
					<u>\$12,820.54</u>
	HUBBARD PUBLIC LIBRARY	HUBBARD	OH		
		ONLINE BILL PAYMENT DIST.		03/11/2022	47.60
					<u>\$47.60</u>
	HUDSON LIBRARY & HISTORICAL SOCIETY	HUDSON	OH		
		ONLINE BILL PAYMENT DIST.		03/11/2022	179.83
					<u>\$179.83</u>
	HUNTINGTON NATIONAL BANK	PITTSBURGH	PA		
		MARCH P-CARD STATEMENT		03/21/2022	16,775.64
					<u>\$16,775.64</u>
	HURON PUBLIC LIBRARY	HURON	OH		
		ONLINE BILL PAYMENT DIST.		03/11/2022	43.88
					<u>\$43.88</u>

<u>Cert</u>	Vendor	City/Description	State	Check Date	Amount/Total
	HYLAND SOFTWARE, INC.	WESTLAKE OFF-SITE RECORD STORAGE	OH	03/04/2022	2,979.90
					<u>\$2,979.90</u>
	IHEARTMEDIA + ENTERTAINMENT, INC	CHICAGO IHEART RADIO AD SPOTS FOR CPL	IL	03/11/2022	950.00
					<u>\$950.00</u>
	IIMAGE RETRIEVAL	CARROLLTON ARPA/IMLS EQUIPMENT	TX	03/04/2022	70,254.00
					<u>\$70,254.00</u>
MBE	IMPROVE CONSULTING & TRAINING GROUP LLC	CLEVELAND LEADERSHIP EDUCATION-CONSULTIN	OH	03/11/2022	7,464.15
					<u>\$7,464.15</u>
	INDEPENDENCE BUSINESS SUPPLY	CLEVELAND STOCK	OH	03/11/2022	1,620.36
		STOCK		03/25/2022	136.08
					<u>\$1,756.44</u>
	INGRAM LIBRARY SERVICES	ST. LOUIS	MO	03/04/2022	14,291.68
				03/11/2022	6,933.00
				03/18/2022	10,737.70
				03/25/2022	7,504.56
					<u>\$39,466.94</u>
	INTEGRATED PRECISION SYSTEMS INC (IPS)	VALLEY VIEW ACCESS CONTROL & CAMERA MAINTENANCE	OH	03/11/2022	276.41
		ACCESS CONTROL & CAMERA MAINTENANCE		03/18/2022	4,011.60
					<u>\$4,288.01</u>
	INTEGRUM WORLD LLC	BROOKLYN	NY	03/04/2022	114.00
				03/18/2022	35.20
				03/25/2022	709.70
					<u>\$858.90</u>
	INTERMUSEUM CONSERVATION ASSN	CLEVELAND ICA RESTORATIVE TREATMENT OF P	OH	03/04/2022	3,788.00
					<u>\$3,788.00</u>
	ISMAK PETROLEUM CO INC	CLEVELAND	OH	03/25/2022	1,108.00
					<u>\$1,108.00</u>
	JAMF HOLDINGS, INC. & SUBSIDIARIES	CHICAGO RENEW MAC OS MAINT AND SUPPORT	IL	03/04/2022	3,752.00
					<u>\$3,752.00</u>
	JANIK L.L.P.	CLEVELAND LEGAL SERVICES	OH	03/25/2022	198.00
					<u>\$198.00</u>
	JANWAY COMPANY USA, INC	BALTIMORE STOCK PPE	MD	03/11/2022	4,355.00

Cert	Vendor	City/Description	State	Check Date	Amount/Total
		LATINOS JUNTOS ERG SUPPLIES		03/18/2022	1,022.98
					<u>\$5,377.98</u>
	JAROS STRATEGY, LLC	SHAKER HEIGHTS FUNDRAISING CONSULTING SERVICE	OH	03/18/2022	10,000.00
					<u>\$10,000.00</u>
	JKURTZ ARCHITECTS, LTD	CLEVELAND MLK BRANCH DESIGN SERVICES	OH	03/25/2022	63,740.00
					<u>\$63,740.00</u>
	KANOPY, LLC	SAN FRANCISCO	CA	03/11/2022	14,384.00
					<u>\$14,384.00</u>
	KASTNER WESTMAN & WILKINS, LLC	AKRON LEGAL FEES FOR WORK WITH UNION	OH	03/25/2022	54.00
					<u>\$54.00</u>
	KELLY STARLING LYONS	RALEIGH SUMMER LIT LEAGUE 2021 - AUTHO	NC	03/04/2022	600.00
					<u>\$600.00</u>
	KETAB CORP	LOS ANGELES	CA	03/04/2022	479.87
					<u>\$479.87</u>
	KEYSTONE SYSTEMS INC	RALEIGH KLAS MAINTENANCE AGREEMENT - T	NC	03/11/2022	6,831.99
					<u>\$6,831.99</u>
	KIMBLE COMPANY	DOVER YR 2 OF 3 - TRASH/RECYCLING WO DUMPSTER FOR EASTMAN BRANCH FM YR 3 OF 3 - TRASH/RECYCLING WO	OH	03/04/2022 03/11/2022 03/18/2022	755.00 1,140.00 760.00
					<u>\$2,655.00</u>
	KINSMAN FREE PUBLIC LIBRARY	KINSMAN ONLINE BILL PAYMENT DIST.	OH	03/11/2022	75.05
					<u>\$75.05</u>
	KOMPASS NORTH AMERICA INC	PRINCETON	NJ	03/18/2022	4,250.00
					<u>\$4,250.00</u>
	L'NIQUE RENTAL COMPANY, INC.	VALLEY VIEW LINEN DRY CLEANING	OH	03/18/2022	406.25
					<u>\$406.25</u>
	LAMAR ADVERTISING OF YOUNGSTOWN, INC	PARMA BUS SHELTER ADVERTISING FOR LI	OH	03/04/2022	7,000.00
					<u>\$7,000.00</u>
	LAND STUDIO INC	CLEVELAND PROJECT SUPPORT AND CONSULTING	OH	03/18/2022	5,625.00
					<u>\$5,625.00</u>
	LATIN AMERICAN PERIODICALS	NOGALES	AZ		

Cert	Vendor	City/Description	State	Check Date	Amount/Total
				03/25/2022	2,109.09
					<u>\$2,109.09</u>
	LIBRARY STORE INC	TREMONT MAGAZINE COVERS	IL	03/18/2022	786.37
					<u>\$786.37</u>
	LORAIN PUBLIC LIBRARY	LORAIN ONLINE BILL PAYMENT DIST.	OH	03/11/2022	83.48
					<u>\$83.48</u>
	MADISON PUBLIC LIBRARY	MADISON ONLINE BILL PAYMENT DIST.	OH	03/11/2022	208.18
					<u>\$208.18</u>
VOE	MASTER PRINTING GROUP	BEREA 2020 ANNUAL REPORT PRINTING	OH	03/04/2022	2,203.96
					<u>\$2,203.96</u>
	MATTHEW BENDER & COMPANY	CHICAGO	IL	03/25/2022	79.08
					<u>\$79.08</u>
	MCGIVEN ENTERPRISES INC.	CLEVELAND EMER- PLOW REPAIRS	OH	03/04/2022	377.26
					<u>\$377.26</u>
	MCGOWAN & CO INC	FAIRVIEW PARK BUILDERS RISK INSURANCE FOR GR	OH	03/18/2022	6,329.00
					<u>\$6,329.00</u>
	MCKINLEY MEMORIAL LIBRARY	MILES ONLINE BILL PAYMENT DIST.	OH	03/11/2022	113.28
					<u>\$113.28</u>
	MEDINA CNTY DISTRICT LIBRARY	MEDINA ONLINE BILL PAYMENT DIST.	OH	03/11/2022	583.55
					<u>\$583.55</u>
	MENTOR PUBLIC LIBRARY	MENTOR ONLINE BILL PAYMENT DIST.	OH	03/11/2022	291.97
					<u>\$291.97</u>
	MIDLAND HARDWARE COMPANY	CLEVELAND HARV LEE EXTERIOR DOORS HARDWA	OH	03/04/2022	3,500.20
					<u>\$3,500.20</u>
	MIDWEST TAPE	HOLLAND	OH	03/04/2022	16,450.29
				03/11/2022	35,417.60
				03/18/2022	6,916.57
				03/25/2022	16,520.60
					<u>\$75,305.06</u>
	MIKE'S BASEBALL BOOKS	CHULA VISTA	CA	03/25/2022	352.00
					<u>\$352.00</u>

Cert	Vendor	City/Description	State	Check Date	Amount/Total
	MILLCRAFT PAPER CO.	CLEVELAND	OH		
		PAPER AND SUPPLIES FOR GRAPHIC		03/04/2022	711.40
		INDOOR BANNER MATERIAL		03/11/2022	1,687.63
		GRAPHICS PAPER ORDER		03/18/2022	881.30
					<u>\$3,280.33</u>
	MISCELLANEOUS VENDORS				
		CONFERENCE/TRAVEL EXPENSES - K		03/04/2022	10.00
		CONFERENCE/TRAVEL EXPENSES NLC		03/18/2022	150.00
		PATRON REIMBURSEMENTS - HARVAR		03/18/2022	40.91
		PATRON REIMBURSEMENTS 00099426		03/18/2022	52.00
		PATRON REIMBURSEMENTS - SOAR!		03/25/2022	25.00
					<u>\$277.91</u>
MBE	MOODY NOLAN INC	CLEVELAND	OH		
		VOID AFTER UPDATE 03/09/2022		03/11/2022	0.00
		PHASE 1 DESIGN CONTRACT FOR HO		03/11/2022	9,713.22
					<u>\$9,713.22</u>
	MORLEY LIBRARY	PAINESVILLE	OH		
		ONLINE BILL PAYMENT DIST.		03/11/2022	25.18
					<u>\$25.18</u>
	MUNICIPAL CODE CORP	TALLAHASSEE	FL		
				03/25/2022	104.00
					<u>\$104.00</u>
MBE	MVC LIMITED	WESTERVILLE	OH		
		FMP PHASE 1B CONSTRUCTION PHOT		03/11/2022	2,847.00
		FMP CONSTRUCTION PHOTOGRAPHY &		03/18/2022	1,606.00
		FMP PHASE 1B CONSTRUCTION PHOT		03/25/2022	476.00
					<u>\$4,929.00</u>
	NATIONAL ENERGY CONTROL CORPORATION	HAVERTOWN	PA		
		MAIN BUILDING DUCT SENSOR REPL		03/11/2022	1,787.00
					<u>\$1,787.00</u>
	NAYAX	HUNT VALLEY	MD		
		SERVICE AGREEMENT FOR CASHLESS		03/11/2022	254.40
					<u>\$254.40</u>
	NEWTON FALLS PUBLIC LIBRARY	NEWTON FALLS	OH		
		ONLINE BILL PAYMENT DIST.		03/11/2022	52.70
					<u>\$52.70</u>
	NEXSTAR BROADCASTING INC	INDIANAPOLIS	IN		
		FOX 8 TV CAMPAIGN FOR FALL REO		03/04/2022	3,419.43
		FOX 8 TV SPOTS FOR 2022 SEASON		03/18/2022	1,985.00
					<u>\$5,404.43</u>
	NORTH AMERICAN CATHOLIC EDUCATIONAL PROGM FOI	JOHNSTON	RI		
				03/11/2022	69,366.60
					<u>\$69,366.60</u>
	NORTH COAST ADMINISTRATORS, INC.	WESTLAKE	OH		
		FLEXIBLE SPENDING & COMMUTER A		03/11/2022	1,188.75

Cert	Vendor	City/Description	State	Check Date	Amount/Total
					<u>\$1,188.75</u>
	NORTHEAST OHIO REG SEWER DISTRICT	CLEVELAND	OH		
		SEWER WEST PARK ACCT#761655000		03/04/2022	21.20
		SEWER E131 ACCT#1856650002		03/11/2022	150.94
		SEWER FLEET ACCT#7909850001		03/18/2022	1,864.44
		SEWER COLLINWOOD ACCT#45515500		03/25/2022	1,558.37
					<u>\$3,594.95</u>
	NORTHERN TITLE AGENCY, INC.	ROCKY RIVER	OH		
		PURCHASE WALZ PROPERTY		03/25/2022	29,898.49
					<u>\$29,898.49</u>
	NORWALK PUBLIC LIBRARY	NORWALK	OH		
		ONLINE BILL PAYMENT DIST.		03/11/2022	21.79
					<u>\$21.79</u>
	OCLC INC	CINCINNATI	OH		
				03/11/2022	47,690.95
					<u>\$47,690.95</u>
	OGLETREE, DEAKINS, NASH, P.C.	COLUMBIA	SC		
		GENERAL AND MISC LEGAL SERVICE		03/18/2022	472.00
		GENERAL AND MISC LEGAL SERVICE		03/25/2022	5,190.82
					<u>\$5,662.82</u>
	OMNIGO SOFTWARE, LLC.	CHICAGO	IL		
		RENEWAL ONLINE INCIDENT REPORT		03/04/2022	12,584.00
					<u>\$12,584.00</u>
	ORRVILLE PUBLIC LIBRARY	ORRVILLE	OH		
		ONLINE BILL PAYMENT DIST.		03/11/2022	44.93
					<u>\$44.93</u>
	OTTO HARRASSOWITZ	WIESBADEN			
				03/25/2022	340.08
					<u>\$340.08</u>
	OVERDRIVE INC	CLEVELAND	OH		
				03/04/2022	27,470.97
				03/11/2022	45,895.68
				03/18/2022	50,347.68
				03/25/2022	7,992.51
					<u>\$131,706.84</u>
	PACIFIC TELEMAGEMENT SERVICES	PASADENA	CA		
		COIN PHONE LSW LOBBY		03/04/2022	30.00
					<u>\$30.00</u>
	PAYROLL EMPLOYEE CHECK				
		VOID AFTER UPDATE 03/11/2022		03/09/2022	0.00
		VOID AFTER UPDATE 03/09/2022		03/09/2022	0.00
		VOID AFTER UPDATE 03/11/2022		03/09/2022	0.00
					<u>\$0.00</u>
MBE	PEAK ELECTRIC, INC	TOLEDO	OH		
		LOCKER 15x15x12 with legs & di		03/11/2022	3,057.32

Cert	Vendor	City/Description	State	Check Date	Amount/Total
		LSW 9TH FLOOR STAFF LUNCH ROOM		03/18/2022	8,024.21
					<u>\$11,081.53</u>
	PENINSULA LIBRARY AND HISTORICAL SOCIETY	PENINSULA	OH		
		ONLINE BILL PAYMENT DIST.		03/11/2022	10.40
					<u>\$10.40</u>
	PENSKE TRUCK LEASING CORP	CHICAGO	IL		
		DELIVERY TRUCK RENTAL		03/11/2022	203.74
					<u>\$203.74</u>
	PERRY PUBLIC LIBRARY	PERRY	OH		
		ONLINE BILL PAYMENT DIST.		03/11/2022	222.05
					<u>\$222.05</u>
	PETER MAC EWAN	LYNDHURST	OH		
		CONSULTING SERVICES		03/11/2022	7,500.00
					<u>\$7,500.00</u>
	PITNEY BOWES INC	LOUISVILLE	KY		
		1ST YEAR OF 60 MO LEASE MAIL M		03/11/2022	2,103.93
					<u>\$2,103.93</u>
	PITNEY BOWES RESERVE ACCOUNT	PITTSBURGH	PA		
		PITNEY BOWES MAIL ACCOUNT		03/18/2022	5,999.00
					<u>\$5,999.00</u>
	PLANTSCAPING, INC.	CLEVELAND	OH		
		LSW INDOOR PLANT MAINTENANCE		03/11/2022	476.00
					<u>\$476.00</u>
	PROFESSIONAL SERVICE INDUSTRIES	CLEVELAND	OH		
		ENGINEERING SERVICES FOR FMP P		03/04/2022	2,941.18
		ENGINEERING SERVICES FOR FMP P		03/25/2022	4,114.84
					<u>\$7,056.02</u>
	PROQUEST INFORMATION & LEARNING	CHICAGO	IL		
				03/11/2022	95,351.80
					<u>\$95,351.80</u>
MBE	RADIO ONE	ATLANTA	GA		
		RADIO ONE AD CAMPAIGNS - CPLPL		03/11/2022	232.00
		RADIO ONE AD CAMPAIGNS - CPLPL		03/11/2022	1,790.00
		RADIO ONE AD CAMPAIGNS - CPLPL		03/11/2022	1,810.00
		RADIO ONE FOUNDER'S DAY ADS		03/18/2022	320.00
		RADIO ONE FOUNDER'S DAY ADS		03/18/2022	1,570.00
		RADIO ONE FOUNDER'S DAY ADS		03/18/2022	1,110.00
					<u>\$6,832.00</u>
FBE	REGENCY CONSTRUCTION	BROOKPARK	OH		
		CONSULTING SERVICES FOR CAPITA		03/04/2022	315.00
		FMP PHASE 1B GMP - LORAIN		03/18/2022	201,051.73
					<u>\$201,366.73</u>
	REGENTS OF THE UNIVERSITY OF MINNESOTA	MINNEAPOLIS	MN		
		STOCK		03/04/2022	4,460.00

<u>Cert</u>	<u>Vendor</u>	<u>City/Description</u>	<u>State</u>	<u>Check Date</u>	<u>Amount/Total</u>
					\$4,460.00
	REPROS INC	NORTH CANTON BOOK LOCKER WRAPPING	OH	03/11/2022	1,391.00
					\$1,391.00
	REPUBLIC SERVICES #224	LOUISVILLE MAIN TRASH PICKUP - YR 3 OF 3	KY	03/25/2022	829.23
					\$829.23
	RITTER PUBLIC LIBRARY	VERMILION ONLINE BILL PAYMENT DIST.	OH	03/11/2022	45.30
					\$45.30
MBE	ROBIN'S NEST PROPERTY MANAGEMENT & LANDSCAPE	CLEVELAND EMER- SNOW PLOWING SERVICES	OH	03/04/2022	6,000.00
					\$6,000.00
	ROCKY RIVER PUBLIC LIBRARY	ROCKY RIVER ONLINE BILL PAYMENT DIST.	OH	03/11/2022	31.98
					\$31.98
	RONDALE SIMPSON	CLEVELAND FRONT FELLOW - SIMPSON	OH	03/04/2022	4,230.76
					\$4,230.76
	ROYCE SECURITY, LLC	CLEVELAND BRANCH SECURITY GUARD SERVICES	OH	03/04/2022	25,462.38
		BRANCH SECURITY GUARD SERVICES		03/11/2022	12,861.04
		NIGHTALARM RESPONSE SERVICES		03/25/2022	12,602.44
					\$50,925.86
	S A COMUNALE CO INC	BARBERTON EMER- M.L.K FIRE PANEL	OH	03/04/2022	290.00
		EMER- FULTON FIRE PANEL		03/11/2022	650.00
					\$940.00
	SAFETY CONTROL TECHNOLOGY	MIDDLEBURG HEIGHTS 2022 SAFETY & HEALTH CONSULTAT	OH	03/11/2022	285.00
					\$285.00
	SANDUSKY LIBRARY ASSOCIATION	SANDUSKY ONLINE BILL PAYMENT DIST.	OH	03/11/2022	191.94
					\$191.94
	SCHNEIDER DOWNS & CO INC.	PITTSBURGH PREPARATION OF FY2021 IRS FORM	PA	03/25/2022	2,100.00
					\$2,100.00
	SERBICA BOOKS	ORT CREDIT ONTARIO		03/25/2022	1,725.00
					\$1,725.00
	SHAKER HEIGHTS PUBLIC LIBRARY	SHAKER HTS ONLINE BILL PAYMENT DIST.	OH	03/11/2022	32.94
					\$32.94
	SHERWIN WILLIAMS CO	CLEVELAND	OH		

Cert	Vendor	City/Description	State	Check Date	Amount/Total
		PAINTING SUPPLIES		03/25/2022	47.82
					<u>\$47.82</u>
	SIMONE SWANSON	BEDFORD HTS. PUBLIC PROGRAMMING FOR DEI AWA	OH	03/04/2022	900.00
					<u>\$900.00</u>
FBE	SIMPLY ELEGANT CATERING LLC	RRENSVILLE HEIGHTS CATERING FOR MARCH 15 WOMENS H	OH	03/18/2022	2,800.00
					<u>\$2,800.00</u>
	SPECTRUM ENERGY CONCEPTS, INC.	WESTLAKE LAKESHORE CHILLER CONSULTING S	OH	03/18/2022	17,150.00
					<u>\$17,150.00</u>
	SPRINGSHARE LLC	MIAMI SPRINGSHARE RENEWAL SPRINGSHARE PLATFORMS	FL	03/11/2022 03/18/2022	1,987.00 4,067.00
					<u>\$6,054.00</u>
FBE	SQUIRE MEDIA & MANAGEMENT, INC.	NEW YORK WRITERS AND READERS - COPELAND	NY	03/25/2022	20,000.00
					<u>\$20,000.00</u>
	SQUIRE PATTON BOGGS (US) LLP	CLEVELAND MONTHLY RETAINER FOR 2022 MONTHLY RETAINER FOR 2022	OH	03/04/2022 03/11/2022	4,000.00 4,000.00
					<u>\$8,000.00</u>
	ST. VINCENT CHARITY MEDICAL CENTER-OCC MED	CLEVELAND 2022 PRE-EMPLOYMENT TESTING	OH	03/18/2022	1,083.00
					<u>\$1,083.00</u>
	STAPLES ADVANTAGE	DALLAS STOCK	TX	03/11/2022	1,129.69
					<u>\$1,129.69</u>
	STERLING PAPER	MEDINA EVERYDAY PAPER FOR GRAPHICS	OH	03/04/2022	2,380.45
					<u>\$2,380.45</u>
	STOW MUNROE FALLS PUBLIC LIBRARY	STOW ONLINE BILL PAYMENT DIST.	OH	03/11/2022	352.57
					<u>\$352.57</u>
	SUTTON INDUSTRIAL HARDWARE	CLEVELAND MAINTENANCE EQUIPMENT - WET/DR	OH	03/18/2022	89.99
					<u>\$89.99</u>
	TECHSMITH CORPORATION	LANSING SNAGIT MAINTENANCE FOR CLEVNET	MI	03/18/2022	59.22
					<u>\$59.22</u>
	TELEMATE NET SOFTWARE	NORCROSS TELEMATE CALL MANAGER REPORTIN	GA	03/18/2022	3,920.00
					<u>\$3,920.00</u>
	TERMINIX INTERNATIONAL COMPANY LP	CLEVELAND	OH		

<u>Cert</u>	<u>Vendor</u>	<u>City/Description</u>	<u>State</u>	<u>Check Date</u>	<u>Amount/Total</u>
		PEST MANAGEMENT SERVICES ROCKP		03/11/2022	1,547.00
					<u>\$1,547.00</u>
	THE CHANCELLOR, MASTERS & SCHOLARS OF THE UNIV	CARY	NC	03/25/2022	729.35
					<u>\$729.35</u>
	THE FISH BUTLER AQUARIUM SERVICES	ELYRIA	OH	03/11/2022	620.00
	AQUARIUM MAINTENANCE SERVICES				<u>\$620.00</u>
	THE HUMMINGBIRD PROJECT	CLEVELAND	OH	03/25/2022	10,000.00
	CPL - SEED BANK 2022				<u>\$10,000.00</u>
	THE ILLUMINATING CO	AKRON	OH	03/04/2022	1,386.16
	ELECTRICITY EASTMAN ACCT#11002			03/11/2022	14,121.53
	ELECTRICITY FULTON ACCT#110023			03/18/2022	0.00
	VOID AFTER UPDATE 03/17/2022				
	ELECTRICITY BROOKLYN ACCT#1100			03/18/2022	109,540.54
	ELECTRICITY FLEET ACCT#1100217			03/25/2022	5,076.62
	FMP UPGRADE ELECTRIC UTILITY -			03/25/2022	15,844.03
					<u>\$145,968.88</u>
	THE PLAIN DEALER PUBLISHING COMPANY	DETROIT	MI	03/25/2022	20,614.47
					<u>\$20,614.47</u>
	THE RIVERSTONE COMPANY	CLEVELAND	OH	03/25/2022	1,750.00
	CONSOLIDATION SURVEY FOR NEW H				<u>\$1,750.00</u>
	THE WALTER H DRANE CO	CINCINNATI	OH	03/18/2022	781.54
					<u>\$781.54</u>
	TILLIE COLTER	SHAKER HEIGHTS	OH	03/04/2022	625.00
	VIOLIN FOR BOYS				<u>\$625.00</u>
	TRAINING SERVICES INTERNATIONAL	EASTLAKE	OH	03/18/2022	596.00
	ASBESTOS OPERATIONS & MAINTENA			03/25/2022	349.00
	ASBESTOS OPERATIONS & MAINTENA				<u>\$945.00</u>
	TREASURER OF STATE	COLUMBUS	OH	03/23/2022	319.70
	SALES TAX				<u>\$319.70</u>
	TREASURER STATE OF OHIO	REYNOLDSBURG	OH	03/04/2022	50.00
	BOILER INSPECTIONS				<u>\$50.00</u>
	TSAI FONG BOOKS INC	HOUSTON	TX	03/04/2022	52.49
				03/25/2022	3,580.00

<u>Cert</u>	<u>Vendor</u>	<u>City/Description</u>	<u>State</u>	<u>Check Date</u>	<u>Amount/Total</u>
					\$3,632.49
	TWINSBURG PUBLIC LIBRARY	TWINSBURG	OH		
		ONLINE BILL PAYMENT DIST.		03/11/2022	428.93
					\$428.93
	ULINE	WAUKEGAN	IL		
		SIGN VINYL ENVELOPES		03/04/2022	584.92
					\$584.92
MBE	ULYSSES GLEN	CLEVELAND	OH		
				03/11/2022	70,000.00
					\$70,000.00
	UNIFIRST CORPORATION	NORTH CANTON	OH		
		UNIFORM RENTAL SERVICES YR 3 O		03/11/2022	1,242.00
		UNIFORM RENTAL SERVICES YR 3 O		03/18/2022	1,748.22
					\$2,990.22
	UNITED PARCEL SERVICE	CHICAGO	IL		
		ACCT# 479584- BKS BY MAIL		03/04/2022	537.09
		ACCT 493-688 SHIPPING		03/04/2022	763.66
		ACCT# 479584- BKS BY MAIL		03/18/2022	1,893.54
		ACCT 493-688 SHIPPING		03/18/2022	989.11
		ACCT# 479584- BKS BY MAIL		03/25/2022	584.06
		ACCT 493-688 SHIPPING		03/25/2022	366.91
					\$5,134.37
	UNIVERSITY CIRCLE INCORPORATED	CLEVELAND	OH		
		MEMBERSHIP FEE		03/18/2022	1,526.60
					\$1,526.60
	V A CONKEY COMPANY	WILLOUGHBY	OH		
		EMER- LSW BOILER LOOP		03/04/2022	945.00
					\$945.00
	VERIZON WIRELESS	NEWARK	NJ		
		NETWORK FLEET MANAGEMENT		03/11/2022	547.27
		NETWORK FLEET MANAGEMENT		03/18/2022	547.27
					\$1,094.54
ODB	VOCON PARTNERS, LLC	CLEVELAND	OH		
		FMP PROJECT - ARCHITECT FEES F		03/04/2022	15,132.00
		PHASE 1 DESIGN CONTRACT FOR WE		03/25/2022	6,490.00
					\$21,622.00
	VOICENT	MOUNTAIN VIEW	CA		
		VOICENT CALL CENTER ANNUAL SUP		03/18/2022	1,271.10
					\$1,271.10
	W B MASON CO INC	BOSTON	MA		
		STOCK		03/11/2022	449.13
		STOCK		03/18/2022	5.56
					\$454.69
	WAYNE COUNTY PUBLIC LIBRARY	WOOSTER	OH		
		ONLINE BILL PAYMENT DIST.		03/11/2022	208.82

Cert	Vendor	City/Description	State	Check Date	Amount/Total
					\$208.82
	WEST PUBLISHING PAYMENT CENTER	CAROL STREAM	IL		
				03/04/2022	3,605.00
				03/18/2022	5,386.00
				03/25/2022	11,431.20
					<u>\$20,422.20</u>
	WESTFALL ENTERPRISES, INC.	VALLEY VIEW	OH		
	MARTIN L. KING JR. - BASKETS			03/18/2022	95.00
					<u>\$95.00</u>
	WICKLIFFE PUBLIC LIBRARY	WICKLIFFE	OH		
	ONLINE BILL PAYMENT DIST.			03/11/2022	183.47
					<u>\$183.47</u>
	WILLIAMS ASSOCIATES ARCHITECTS, LTD	COLUMBUS	OH		
	PHASE 1 DESIGN CONTRACT FOR JE			03/25/2022	6,513.15
					<u>\$6,513.15</u>
	WILLOUGHBY EASTLAKE PUBLIC LIBRARY	WILLOWICK	OH		
	ONLINE BILL PAYMENT DIST.			03/11/2022	250.35
					<u>\$250.35</u>
	WINZER CORPORATION	DALLAS	TX		
		STOCK PPE		03/18/2022	2,270.50
					<u>\$2,270.50</u>
	WKYC-TV, LLC	CINCINNATI	OH		
	WKYC TV ADS FOR Q1 ANNOUNCEMEN			03/04/2022	2,252.50
	WKYC TV ADS FOR Q1 ANNOUNCEMEN			03/18/2022	1,997.50
					<u>\$4,250.00</u>
	YBP LIBRARY SERVICES	ATLANTA	GA		
				03/04/2022	2,487.62
				03/25/2022	876.47
					<u>\$3,364.09</u>
	YORK RISK SERVICES GROUP INC,	COLUMBUS	OH		
	FMLA SERVICE			03/18/2022	1,856.25
					<u>\$1,856.25</u>
					<u><u>\$3,185,288.39</u></u>

Grand Total for Checks Issued from 3/1/2022 through 3/31/2022:

\$3,185,288.39

If known, vendors were classed:

DOE = Disabled-Owned Enterprise

FBE = Female Business Enterprise

LGBT = LGBTQ Business Enterprise

MBE = Minority Business Enterprise

ODB = Other Diverse Business

VOE = Veteran-Owned Enterprise

CLEVELAND PUBLIC LIBRARY

Board Meeting
April 19, 2022

Hough Branch

In accordance with the Board resolution adopted on July 6, 2021, a report to the Board of Trustees on expenditures and contracts entered into, including those in excess of \$25,000, to pay the costs resulting from changes and additions to the Project which may be made in the future by the Library, and which are not included in the GMP, is hereby submitted:

For the Period Ending March 31, 2022

Date	Vendor	PO	Description	Owner's Contingency Fund		GMP Increase
				Encumbered	Expended	
10/19/2021	Gilbane Building Company	210875	Change Order #001			\$ 8,223.00
12/29/2021	Gilbane Building Company	210875	Change Order #002			5,774.00
1/28/2022	Gilbane Building Company	210875	Change Order #003			44,090.00
2/23/2022	Gilbane Building Company	210875	Change Order #004			10,539.00
				\$ -	\$ -	\$ 68,626.00
				Owner's Contingency Fund Available Balance		\$131,626.00

Hough Branch Renovation Project Budget			\$ 5,754,048.00
	Encumbered	Expended	
Moody Nolan, Inc. - Architectural Design Services	\$ 114,518.59	\$ 342,971.41	
Gilbane Building Company - Construction Manager at Risk	3,211,540.00	1,485,292.00	
Furniture, Fixtures, Equipment and Technology	152,097.35	-	
Owner Direct Costs	71,269.44	113,063.15	
Direct Expenditures paid from Contingency Fund	-	-	
	\$ 3,549,425.38	\$ 1,941,326.56	
		Available Budget	\$ 263,296.06

Change Order Details

Change Order # 001	\$ 8,223.00
Owner Change Order #001 is submitted to finalize the budget for the approved ATP-001 OS-001 Bulletin 02, for the Hough Branch project. The signed ATP sheet is included in the backup for reference.	
Change Order # 002	\$ 5,774.00
Owner Change Order #002 is submitted to finalize the budget for the approved AT-002 OS-004 RFI-003 Grading Clarifications and AT-003 OS-005 RFI-006 & RFI-010 Pour Stopper / Bent Plate Steel Clarification, for the Hough project.	
Change Order # 003	\$ 44,090.00
Owner Change Order #003 is submitted to finalize the budget for the approved ATP-004R1 OS-006 RFI-007 Structural Steel for Roof Hatch, ATP-006 OS-008 Domestic Water Tie-in Location, ATP-007 OS-012 Bulletin 03 - Revisions per Cleveland Public Power, & ATP-010 OS-016 Additional 1 inch Asphalt Binder Course, for the Hough project.	
Change Order # 004	\$ 10,539.00
Owner Change Order #004 is submitted to finalize the budget for the following approved ATPs on the Hough Branch project: -ATP-008 OS-007 Legacy Electric Scope Gap from GMP -ATP-011 OS-011 ASI 001 HSS Tube Steel -ATP-013 OS-018 RFI 030 Bollards for Gas Meter -ATP-014 OS-022 Zenith Scope Gap from GMP -ATP-016 OS-009 Next Generation Scope Gap from GMP	

CLEVELAND PUBLIC LIBRARY

Board Meeting
April 19, 2022

Jefferson Branch

In accordance with the Board resolution adopted on June 17, 2021, a report to the Board of Trustees on expenditures and contracts entered into, including those in excess of \$25,000, to pay the costs resulting from changes and additions to the Project which may be made in the future by the Library, and which are not included in the GMP, is hereby submitted:

For the Period Ending March 31, 2022

Date	Vendor	PO	Description	Owner's Contingency Fund		GMP Increase
				Encumbered	Expended	
9/15/2021	Gilbane Building Company	210886	Change Order # 001			\$ 642.00
12/9/2021	Gilbane Building Company	210887	Change Order # 002			7,890.00
				\$ -	\$ -	\$ 8,532.00
				Owner's Contingency Fund Available Balance		\$61,782.00
				Jefferson Branch Renovation Project Budget		\$ 2,483,967.00
				Encumbered	Expended	
	Williams Associates Architects, LTD - Architectural Design Services			\$ 17,132.65	\$ 157,658.35	
	Gilbane Building Company - Construction Manager at Risk			1,224,797.00	588,931.00	
	Furniture, Fixtures, Equipment and Technology*			126,530.29	-	
	Owner Direct Costs			19,280.50	52,754.12	
	Direct Expenditures paid from Contingency Fund			-	-	
				\$ 1,387,740.44	\$ 799,343.47	
					Available Budget	\$ 296,883.09

*\$120,619 will be paid using the Zajac Trust funds paid from 203754-55510/55520-11754

Change Order Details

Change Order # 001		\$	642.00
Owner Change Order #001 is submitted to finalize the budget for the approved ATP-001 OS-001 Contractor Default Insurance for Approved GMP Alternates, for the Jefferson project			
Change Order # 002		\$	7,890.00
Owner Change Order #002 is submitted to finalize the budget for the approved ATP-003 OS-002 Bulletin 01 - Plumbing Revisions, ATP-004 OS-003 Bulletin 02 & RFI-007 ETR 4 in. Vent Stack, ATP-005 OS-006 RFI-014 Plumbing Demo Requirements at Existing Sink, ATP-006 OS-007 RFI-012 Existing Window Well Demolition, & ATP-007 OS-009 Temporary Partition at Vestibule 117B, for the Jefferson project. The signed ATP sheets have been included in the backup for reference.			
Please note, the initially approved value for ATP-004 OS-003 Bulletin 02 / RFI-007 ETR 4" Vent Stack has reduced. This OCO reflects the finalized value for this scope of work.			

CLEVELAND PUBLIC LIBRARY

Board Meeting
April 19, 2022

West Park Branch

In accordance with the Board resolution adopted on June 17, 2021, a report to the Board of Trustees on expenditures and contracts entered into, including those in excess of \$25,000, to pay the costs resulting from changes and additions to the Project which may be made in the future by the Library, and which are not included in the GMP, is hereby submitted:

For the Period Ending March 31, 2022

Date	Vendor	PO	Description	Owner's Contingency Fund		GMP Increase
				Encumbered	Expended	
					\$ 330,025.00	
				\$ -	\$ -	\$ -
				Owner's Contingency Fund Available Balance		\$330,025.00
				West Park Branch Renovation Project Budget		\$ 5,329,779.00
				Encumbered	Expended	
	Vocon Partners, LLC - Architectural Design Services			\$ 45,732.86	\$ 356,662.14	
	Gilbane Building Company - Construction Manager at Risk Furniture, Fixtures, Equipment and Technology			2,438,835.00	1,613,624.00	
	Owner Direct Costs			29,422.14	98,234.35	
	Direct Expenditures paid from Contingency Fund			\$ 2,513,990.00	\$ 2,068,520.49	
					Available Budget	\$ 747,268.51

CLEVELAND PUBLIC LIBRARY

Board Meeting
April 19, 2022

Woodland Branch

In accordance with the Board resolution adopted on July 6, 2021, a report to the Board of Trustees on expenditures and contracts entered into, including those in excess of \$25,000, to pay the costs resulting from changes and additions to the Project which may be made in the future by the Library, and which are not included in the GMP, is hereby submitted:

For the Period Ending March 31, 2022

				Owner's Contingency Fund \$ 490,644.00		
Date	Vendor	PO	Description	Encumbered	Expended	GMP Increase
11/8/2021	Gilbane Building Company	210885	Change Order # 001		\$	24,984.00
12/9/2021	Gilbane Building Company	210885	Change Order # 002			111,494.00
				\$	\$	\$ 136,478.00
				Owner's Contingency Fund Available Balance		\$354,166.00
				Woodland Branch Project Budget \$		7,808,306.00
				Encumbered	Expended	
Bostwick Design Partnerhip - Architectural Design Services				\$ 72,493.16	\$ 523,499.84	
Gilbane Building Company - Construction Manager at Risk Furniture, Fixtures, Equipment and Technology				4,904,712.00	1,358,762.00	
Owner Direct Costs				170,545.93	154,983.06	
Direct Expenditures paid from Contingency Fund						
				\$ 5,147,751.09	\$ 2,037,244.90	
				Available Budget		\$ 623,310.01

Change Order Details

Change Order # 001	\$	24,984.00
Owner Change Order #001 is submitted to finalize the budget for the approved ATP-001 OS-001 Addendum 02 and ATP-007 OS-013 Discovery for Existing Conditions: Oil Water Separator, Manhole & Oil Drums, for the Woodland project. The signed ATP sheet and the email approval are included in the backup for reference.		
Change Order # 002	\$	111,494.00
Owner Change Order #002 is submitted to finalize the budget for the approved ATP-004 OS-004 Bulletin 02 - Branch Perimeter Diffusers, ATP-005 OS-008 Bulletin 01A - Branch In-Floor Power Clarifications, ATP-006 OS-011 Removal of Existing Petroleum Tank & Unsuitable Leaded Soils, ATP-008R1 OS-007 Bulletin 08 - Trespa Cladding Optimization, ATP-009 OS-016 Disposal of Soils with Elevated Lead, ATP-010 OS-017 Disposal of Clean Soils, ATP-011 OS-010 Bulletin 07A Site Booster Pumps, & ATP-012 OS-015 Bulletin 07B Site Drainage Updates 9.29.21 - Material Only, for the Woodland project. The signed ATP sheets have been included in the backup for reference. Please note, the initially approved value for ATP-006 OS-011 Removal of Existing Petroleum Tank & Unsuitable Leaded Soils has reduced. This OCO reflects the finalized value for this scope of work. An updated ATP has been generated and will be distributed for the team for record.		

CLEVELAND PUBLIC LIBRARY

Board Meeting
April 19, 2022

Central Distribution Facility

In accordance with the Board resolution adopted on June 17, 2021, a report to the Board of Trustees on expenditures and contracts entered into, including those in excess of \$25,000, to pay the costs resulting from changes and additions to the Project which may be made in the future by the Library, and which are not included in the GMP, is hereby submitted:

For the Period Ending March 31, 2022

				Owner's Contingency Fund \$ 305,499.00		
Date	Vendor	PO	Description	Encumbered	Expended	GMP Increase
9/15/2021	Gilbane Building Company	201888	Change Order # 001			\$ 17,219.00
10/20/2021	Gilbane Building Company	201888	Change Order # 002			64,162.00
12/9/2021	Gilbane Building Company	201888	Change Order # 003			80,782.00
2/25/2022	Gilbane Building Company	201888	Change Order # 004			143,336.00
				\$ -	\$ -	\$ 305,499.00
				Owner's Contingency Fund Available Balance		\$0.00

			Central Distribution Facility Project Budget \$ 6,937,066.00		
			Encumbered	Expended	
Bostwick Design Partnerhip - Architectural Design Services			\$ 75,340.29	\$ 665,419.71	
Gilbane Building Company - Construction Manager at Risk Furniture, Fixtures, Equipment and Technology			3,237,458.00	2,113,734.00	
Owner Direct Costs			349,999.00	-	
Direct Expenditures paid from Contingency Fund			43,722.66	68,564.61	
			\$ 3,706,519.95	\$ 2,847,718.32	
			Available Budget		\$ 382,827.73

Change Order Details

Change Order # 001		\$ 17,219.00
To finalize the budget for the approved ATP-001 OS-009 Marous Material Escalation Impacts - BP08C & BP09A.		
Change Order # 002		\$ 64,162.00
To finalize the budget for the approved ATP-002 OS-003 Car Drive-in Damage Repairs - Demolition and ATP-003 OS-001 Addendum 02, for the Central Distribution Facility project.		
Change Order # 003		\$ 80,782.00
To finalize the budget for the approved ATP-004R2 OS-002 Bulletin 05 - CDF Rooftop Equipment Relocation, ATP-006 OS-005 Bulletin 06 - CDF Roof Drain Relocation, ATP-007 OS-008 Bulletin 08 - Trespa Cladding Optimization, ATP-010 OS-011 Bulletin 07A - Site Booster Pumps, ATP-005 OS-012 Alternate E1 - HVAC Serving Automated Materials Handling 120, & ATP-008 OS-026 RFI-032 Existing Storm Drain Relocation, for the Central Distribution Facility project.		
Change Order # 004		\$ 143,336.00

Owner Change Order #004 is submitted to finalize the budget for the following approved ATPs on the Central Distribution Facility project:

- ATP-009r2 OS-024 CDF Floor Leveling - Option 2 with Platform 3
- ATP-012 OS-041 CMU Removal for Install of W21x44 & W25x55 Lintels
- ATP-013 OS-010 Car Drive-in Damage Repairs - Masonry & Materials
- ATP-014 OS-014 RFI-001 Exposed Radiation Pipe Drops
- ATP-015 OS-022 RFI-14 & RFI-15 Infill Interior Oil Separator and Open Grated Sewer
- ATP-017 OS-034 Bulletin 12 CDF Gas Lines
- ATP-018 OS-044 RFI-064 Aluminum Fascia at New Canopy
- ATP-019 OS-045 RFI-083 Cleanout in NW Area of Basement
- ATP-020 OS-025 RFI-006 Existing Plumbing on New Exterior Facade
- ATP-021 OS-020 Bulletin 10 CDF Sanitary Revisions and Eyewash Removal
- ATP-022 OS-046 RFI-090 Relocate Existing Rooftop Drain Piping
- ATP-023 OS-035 Bulletin 13 CDF Electrical Updates
- ATP-026 OS-052 RFI-076 Fire Dampers at Existing Duct Risers

CLEVELAND PUBLIC LIBRARY

Board Meeting
April 19, 2022

Lorain Branch

In accordance with the Board resolution adopted on October 21, 2021, a report to the Board of Trustees on expenditures and contracts entered into, including those in excess of \$25,000, to pay the costs resulting from changes and additions to the Project which may be made in the future by the Library, and which are not included in the GMP, is hereby submitted:

For the Period Ending March 31, 2022

				Owner's Contingency Fund		\$ 128,302.00
Date	Vendor	PO	Description	Encumbered	Expended	GMP Increase
3/14/2022	Regency Construction	211407	Change Order #001			\$ 2,149.74
				\$	\$	\$ 2,149.74
						Owner's Contingency Fund Available Balance
						\$126,152.26
				Lorain Branch Renovation Project Budget		\$ 3,799,592.80
				Encumbered	Expended	
	Holzheimer Bolek + Meehan Architects LLC - Architectural Design Services			\$ 44,224.82	\$ 302,622.18	
	Regency Construction - Construction Manager at Risk			2,661,264.50	225,923.73	
	Furniture, Fixtures, Equipment and Technology					
	Owner Direct Costs			14,255.00	57,221.61	
	Direct Expenditures paid from Contingency Fund					
				\$ 2,719,744.32	\$ 585,767.52	
						Available Budget
						\$ 494,080.96

Change Order Details

Change Order # 001						\$ 2,149.74
Removal of Freestanding Shelving						

CLEVELAND PUBLIC LIBRARY

Board Meeting
April 19, 2022

Eastman Branch

In accordance with the Board resolution adopted on December 16, 2021, a report to the Board of Trustees on expenditures and contracts entered into, including those in excess of \$25,000, to pay the costs resulting from changes and additions to the Project which may be made in the future by the Library, and which are not included in the GMP, is hereby submitted:

For the Period Ending March 31, 2022

Date	Vendor	PO	Description	Owner's Contingency Fund		GMP Increase
				Encumbered	Expended	
					\$ 100,486.00	
				\$ -	\$ -	\$ -
				Owner's Contingency Fund Available Balance		\$100,486.00
				Eastman Branch Renovation Project Budget		\$ 3,034,357.66
				Encumbered	Expended	
			Moody Nolan Inc. - Architectural Design Services	\$ 67,876.17	\$ 167,491.49	
			Regency Construction - Construction Manager at Risk Furniture, Fixtures, Equipment and Technology	2,246,319.00	21,685.00	
			Owner Direct Costs	17,505.00	56,255.61	
			Direct Expenditures paid from Contingency Fund			
				\$ 2,331,700.17	\$ 245,432.10	
				Available Budget		\$ 457,225.39

CLEVELAND PUBLIC LIBRARY

Board Meeting
April 19, 2022

Martin Luther King, Jr. Branch

In accordance with the Board resolution adopted on February 15, 2022, a report to the Board of Trustees on expenditures and contracts entered into, including those in excess of \$25,000, to pay the costs resulting from changes and additions to the Project which may be made in the future by the Library, and which are not included in the GMP, is hereby submitted:

For the Period Ending March 31, 2022

Date	Vendor	PO	Description	Owner's Contingency Fund		GMP Increase
				Encumbered	Expended	
3/28/2022	Gilbane Building Company	201107	Change Order # 001			\$ 475,307.00
				\$ -	\$ -	\$ 475,307.00
				Owner's Contingency Fund Available Balance		\$496,698.00

	New Martin Luther King, Jr. Branch Project Budget		
	Encumbered	Expended	
JKURTZ Architects Ltd. - Architectural Design Services	\$ 479,786.85	\$ 2,084,938.68	
Panzica Construction Co. - Construction Manager at Risk Furniture, Fixtures, Equipment and Technology	14,919,353.00	42,821.00	
Owner Direct Costs	97,720.75	316,709.80	
Direct Expenditures paid from Contingency Fund			
Developer Shared Costs		594,677.00	
	\$ 15,496,860.60	\$ 3,039,146.48	
		Available Budget	\$ 1,365,478.92

Change Order Details		
Change Order # 001		\$ 475,307.00
Cost Escalation Claim		

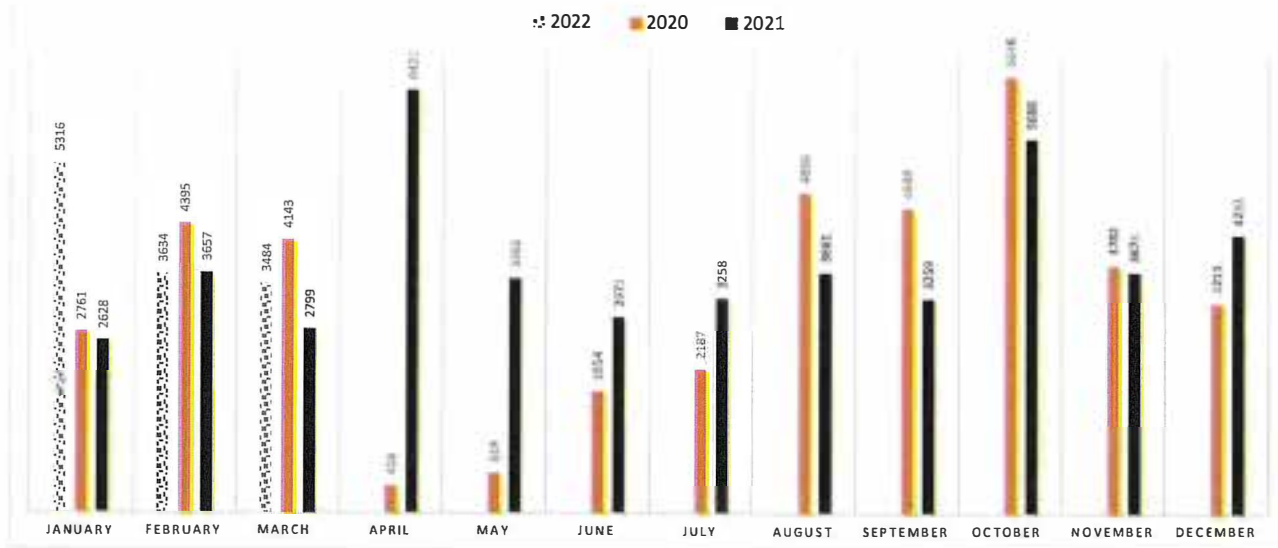
EXHIBIT 9

CLEVELAND PUBLIC LIBRARY						
EMPLOYMENT REPORT						
Period: Mar 1 - Mar 31, 2022						
Name	Title	Department/Branch	Effective Date	Compensation Rate		
New Hires						
Kent Steward	Custodian (FT)	Custodial A	3/30/2022	\$ 33,867.60	annual	
Anthony Passafiume	Custodian (PT)	Custodial A	3/30/2022	\$ 25,287.86	annual	
James Phillips	Custodian (PT)	Custodial A	3/30/2022	\$ 25,287.86	annual	
Karim Malone	Officer	Safety & Protective Svc	3/30/2022	\$ 39,911.04	annual	
Francisco Rivera	Officer	Safety & Protective Svc	3/30/2022	\$ 39,911.04	annual	
James Pressler	Page	Fulton Branch	3/2/2022	\$ 13.00	hourly	
Tina Pickens	Page	Shelf Dept	3/2/2022	\$ 13.00	hourly	
Te'chara Peacock	Page	Shelf Dept	3/2/2022	\$ 13.00	hourly	
Hafsah Abdullah	Page	Langston Hughes Branch	3/2/2022	\$ 13.00	hourly	
Ayana Anala	Page	Shelf Dept	3/2/2022	\$ 13.00	hourly	
Benjamin Christian	Page	Sterling	3/2/2022	\$ 13.00	hourly	
Leah Smith	Page	Harvard Lee Branch	3/2/2022	\$ 13.00	hourly	
Myles Lindsay	Page	Shelf Dept	3/2/2022	\$ 13.00	hourly	
Cindy Pelley	Page	Youth Services	3/2/2022	\$ 13.00	hourly	
Bralyn Branch	Page	Memorial Nottingham	3/2/2022	\$ 13.00	hourly	
Virgina Murphy	Page	Shelf Dept	3/2/2022	\$ 13.00	hourly	
Ran Duan	Page	Shelf Dept	3/2/2022	\$ 13.00	hourly	
Ariana Smith	Page	Shelf Dept	3/2/2022	\$ 13.00	hourly	
Elsa Glover	Page	Shelf Dept	3/2/2022	\$ 13.00	hourly	
Cianna Hodge	Page	Shelf Dept	3/2/2022	\$ 13.00	hourly	
Brianna Allen	Page	Shelf Dept	3/2/2022	\$ 13.00	hourly	
Nicole Coleman	Page	Hough Branch	3/2/2022	\$ 13.00	hourly	
Jose Sierra	Page	Shelf Dept	3/2/2022	\$ 13.00	hourly	
Deondre Pinckney	Page	Memorial Nottingham	3/2/2022	\$ 13.00	hourly	
Ta'shiyah Porter	Page	Martin Luther King, Jr.	3/2/2022	\$ 13.00	hourly	
Resignations						
Melanie McCarter	OPS Project Coordinator	OPS / 3E	3/31/2022			
Marla Peterson	Branch Clerk	Garden Valley Branch	3/26/2022			
Jennifer Mason	Page	Collinwood	3/24/2022			
Hilary Prisbylla	Director of Clevnet	IT/Clevnet	3/14/2022			
Terminations						
Retirements						
Tonya Thompson	Graphics Designer	Graphics Dept	2/28/2022			

CLEVELAND PUBLIC LIBRARY
 COMPENSATION CHANGES REPORT
 Period: Mar 1-Mar 31, 2022

Last Name	First Name	Title	Effective Date	Compensation Rate	Previous Rate	Reason
Lightner	Joshua	Custodian	03/27/2022	\$ 34,714.42	\$ 25,919.92	Transfer from PT to FT
Tolivar	Tabitha	Custodian	03/27/2022	\$ 34,714.42	\$ 25,919.92	Transfer from PT to FT
Davis	Sumayyah	Graphic Designer	03/13/2022	\$ 42,790.80	\$ 35,582.30	Promotion
Finnegan	Lawrence	Director of IT	03/13/2022	\$ 156,585.16	\$ 139,333.49	Temp increase for Clevnet duties

**CLEVELAND PUBLIC LIBRARY
SICK LEAVE UTILIZATION**



	2020	2021	2022
January	2761	2628	5316
February	4395	3657	3634
March	4143	2799	3484
April	416	6421	6421
May	614	3565	614
June	1854	2971	2971
July	2187	3258	3258
August	4866	3661	3661
September	4638	3259	3259
October	6646	5688	5688
November	3782	3673	3673
December	3211	4233	4233
Total	39,513	45,813	
Average	3,293	3,818	

***3 pay periods**

Notations:

2020 April and May - Library closed due to COVID 19; June and July - Most employees worked 50% as part of SharedWork Ohio program. CARES Act provided for Emergency Paid Sick Leave and Expanded FMLA (EPSL and EFMLA).

2020 EPSL/EFMLA hours included in total hours: April - 64; May - 160; June - 463.50; July - 828; August - 1030.5; September - 1190.75; October - 2666.5; November - 2296.25; December - 1694.84

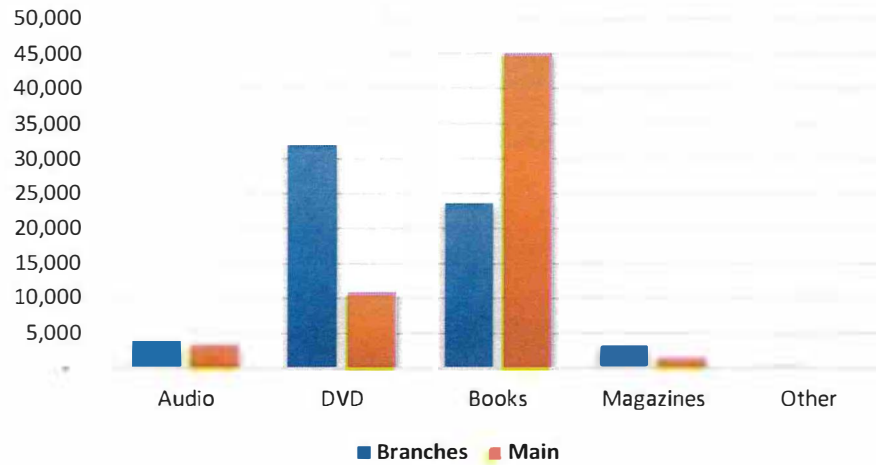
2021 EPSL/EFMLA hours included in total hours: January-1159.39; February-698.25; March-392; April 409.5; May 0

Insurance Report First Quarter 2022

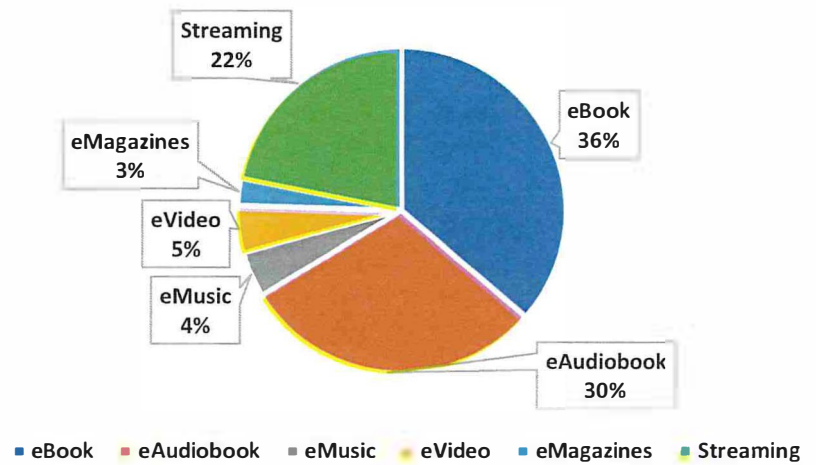
Staff Enrollments – Heath/Dental/Vision	January	February	March
MMO - National Network Single	242	237	235
MMO – National Network – Family	135	134	134
MMO – CleCare Network - Single	43	43	43
MMO – CleCare Network - Family	18	19	18
MMO - Cobra	2	2	1
Total Medical	440	435	431
Delta Dental – Single	286	286	281
Delta Dental – Family	168	167	166
Total Dental	454	453	447
EyeMed Vision – Employee Only	255	252	250
EyeMed Vision – Employee + Child(ren)	44	43	43
EyeMed Vision – Employee + Spouse	50	49	50
EyeMed Vision – Employee + Family	66	66	65
Total Vision	415	410	408

Monthly Activity Report – March 2022

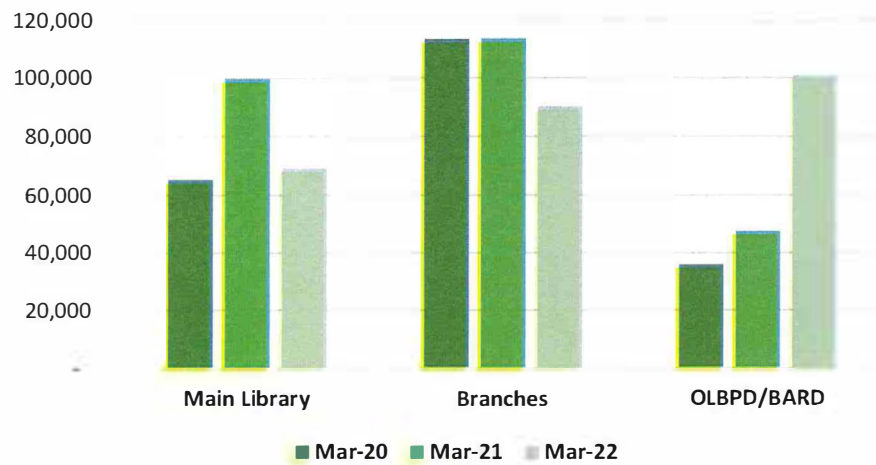
Physical Circulation March 2022



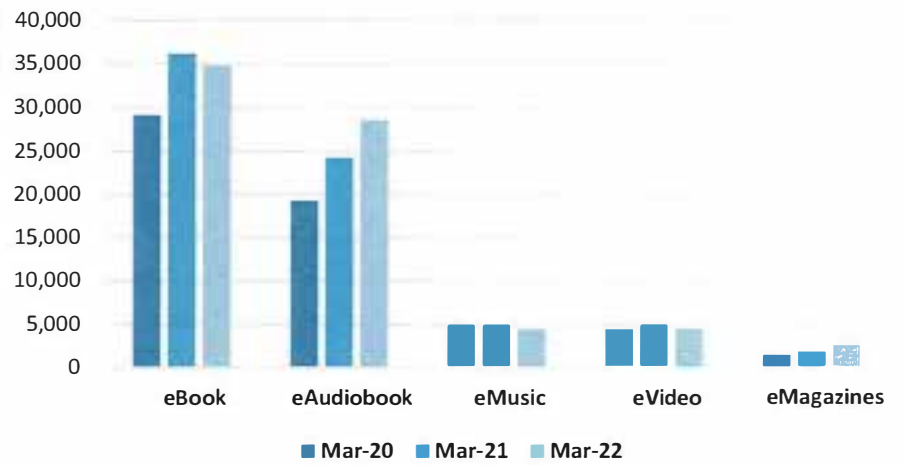
Electronic Circulation March 2022



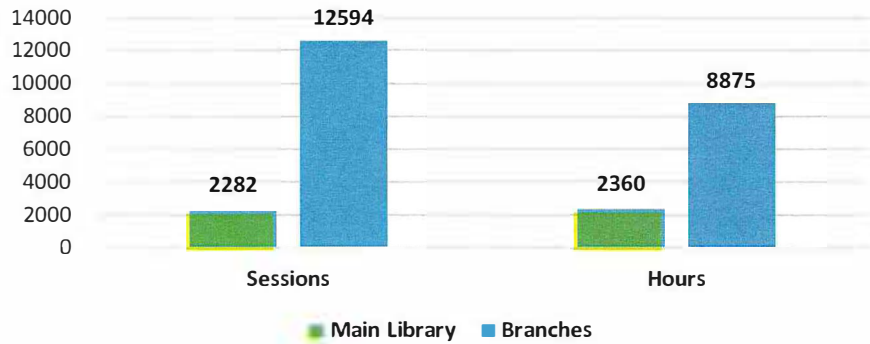
Circulation Trends 2020-2022



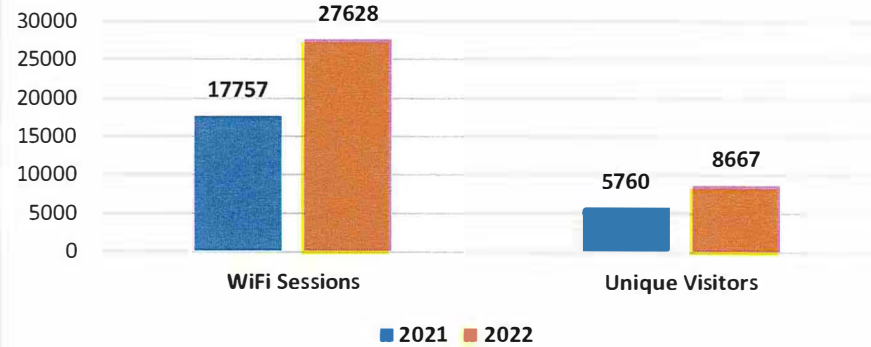
Emedia Circ Trends 2020-2022



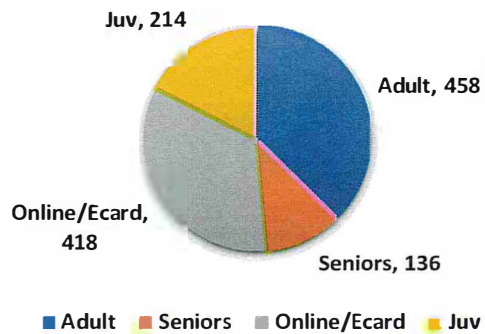
Computer Use - March 2022



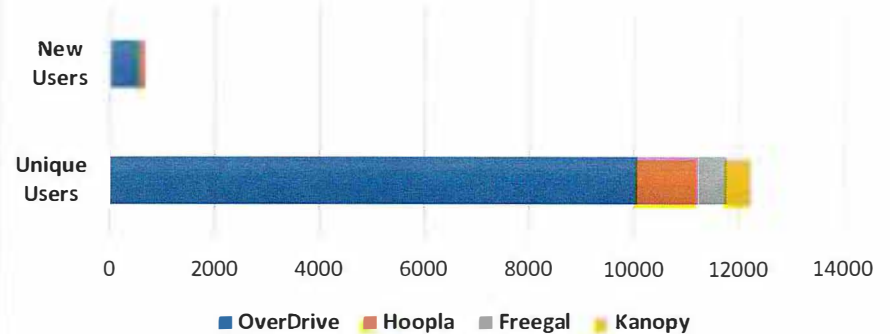
WiFi Use - March 2022



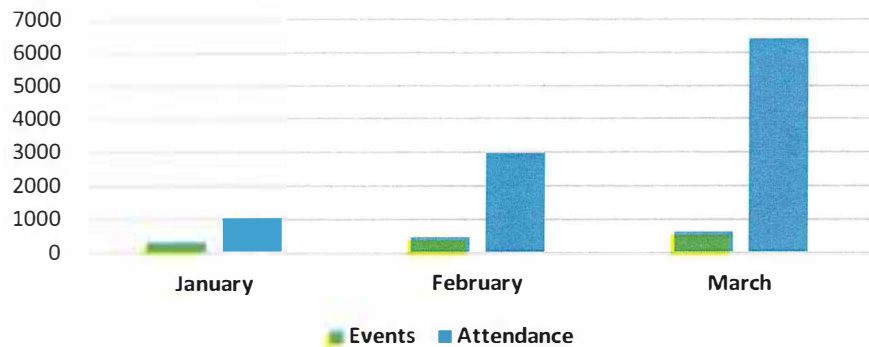
New Cards Issued - March 2022



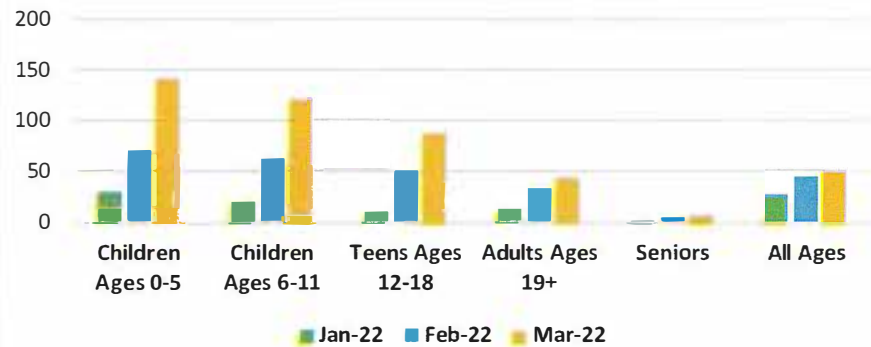
New and Unique eMedia Users



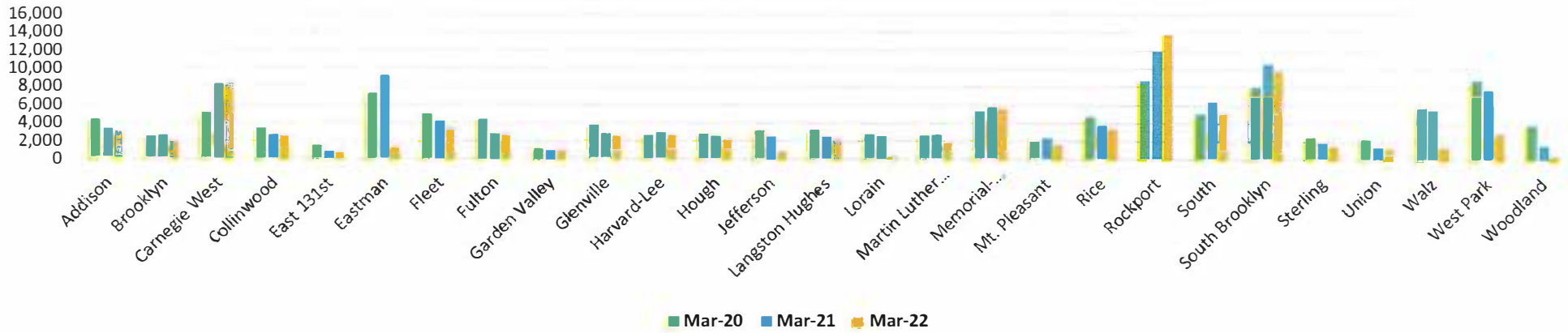
2022 Programming



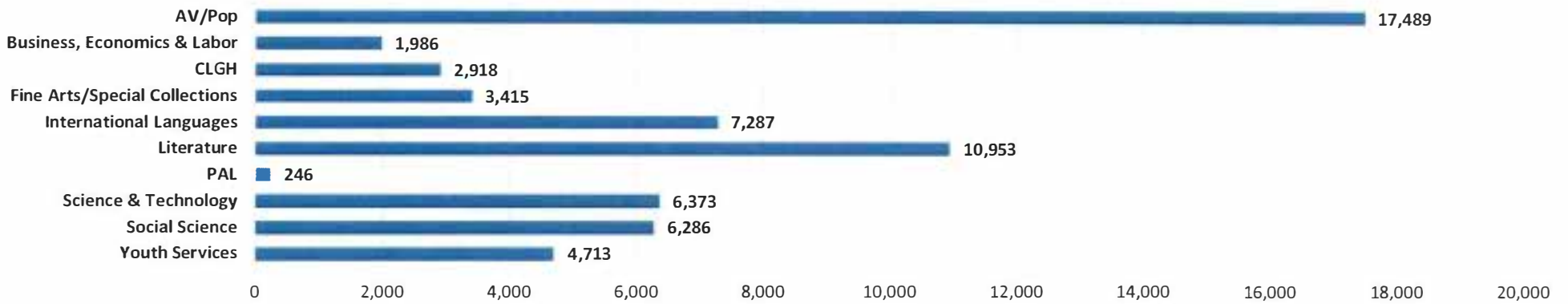
Programming Audiences



Branch Circulation Trends 2020-2022



Main Library Departments Circulation - March 2022



Top Circulating Titles – Adult

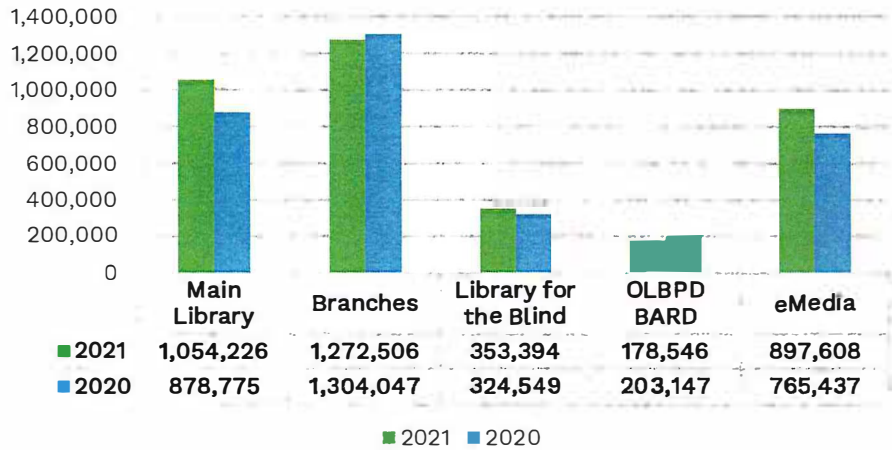
Naruto	Masashi Kishimoto
Fear No Evil	James Patterson
The Coast-to-Coast Murders	James Patterson
GED Test Prep	
Run, Rose, Run	Dolly Parton
Fly Me to the Moon	Kenjiro Hata
Beserk	Kentaro Miura
Life After Death	Souljah
Shadows Reel	C. J. Box
The Paris Apartment	Lucy Foley

Top Circulating Titles - Juvenile

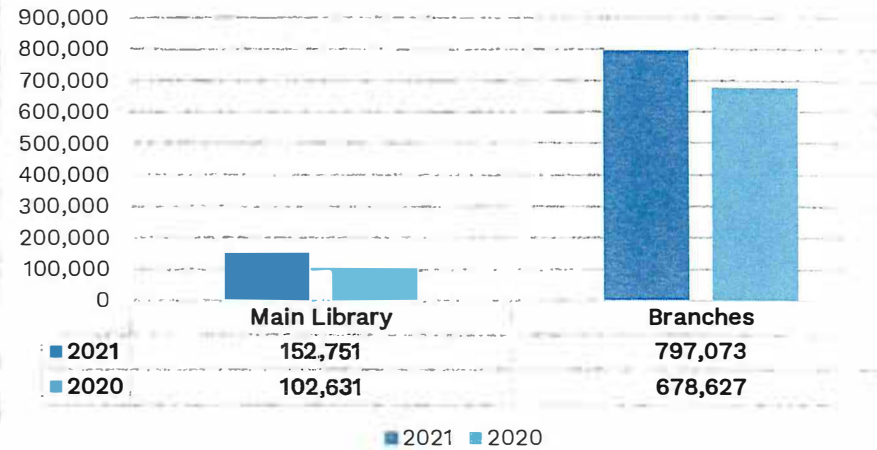
Bob Books	Lynn Maslen Kertell
Splatton	Sankichi Hinodeya
My Little Pony: features short vowel sounds	Joanne Mattern
Bob Books: First Stories	Lynn Maslen Kertell
Stamped (for kids): Racism, Antiracism, and you	Sonja Cherry-Paul
PAW Patrol Phonics Set	Jennifer Liberts
Junie B. Jones and Her Big Fat Mouth	Barbara Park
Peppa Pig Phonics	Lorraine Gregory
Pinkalicious Phonics Box	Victoria Kann
Diary of a Wimpy Kid: Big Shot	Jeff Kinney

CLEVELAND PUBLIC LIBRARY COMPARATIVE STATEMENT OF ANNUAL STATISTICS 2021

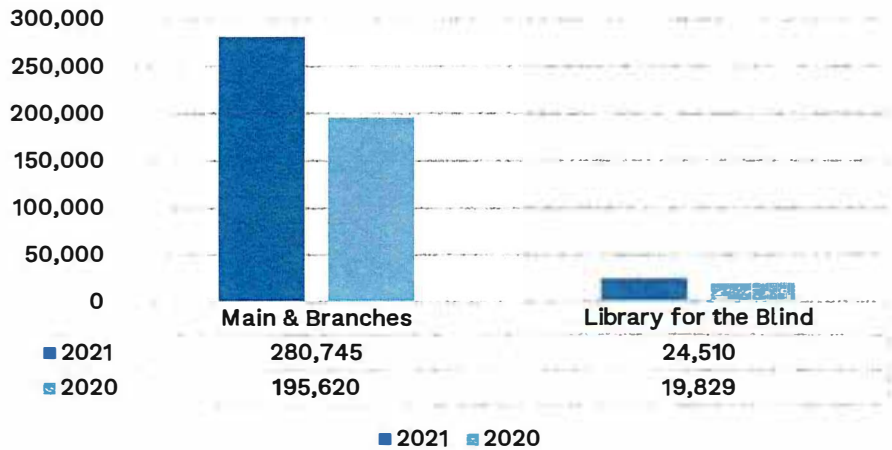
Circulation Activity



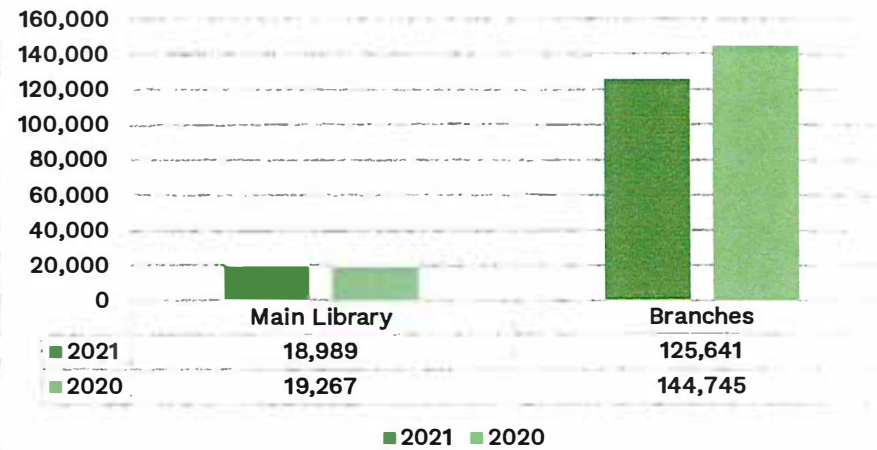
Visitors

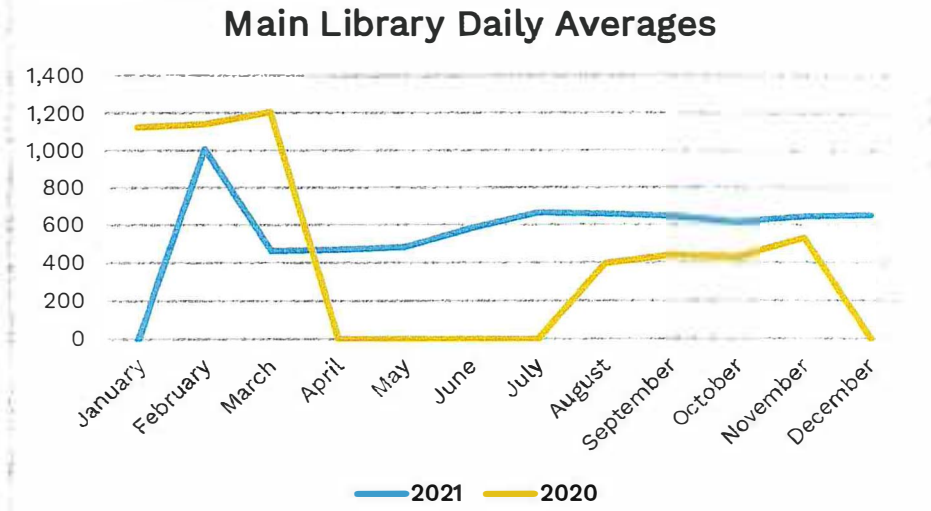
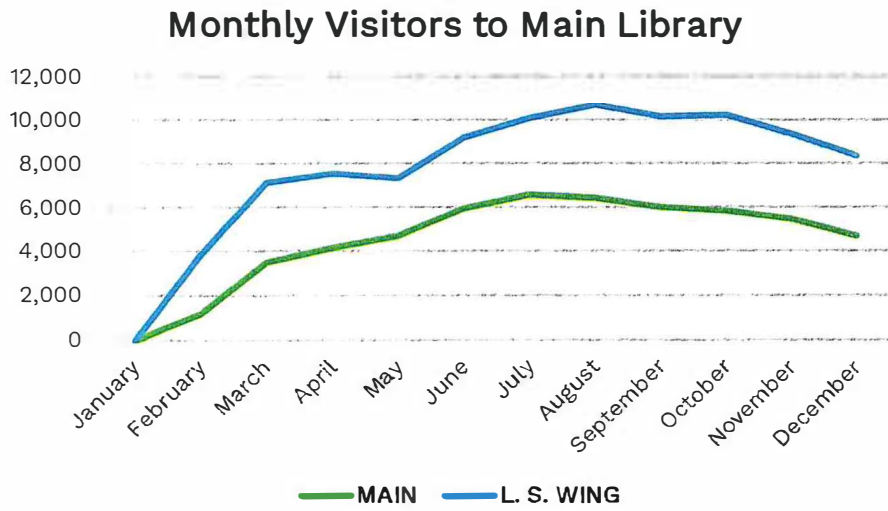
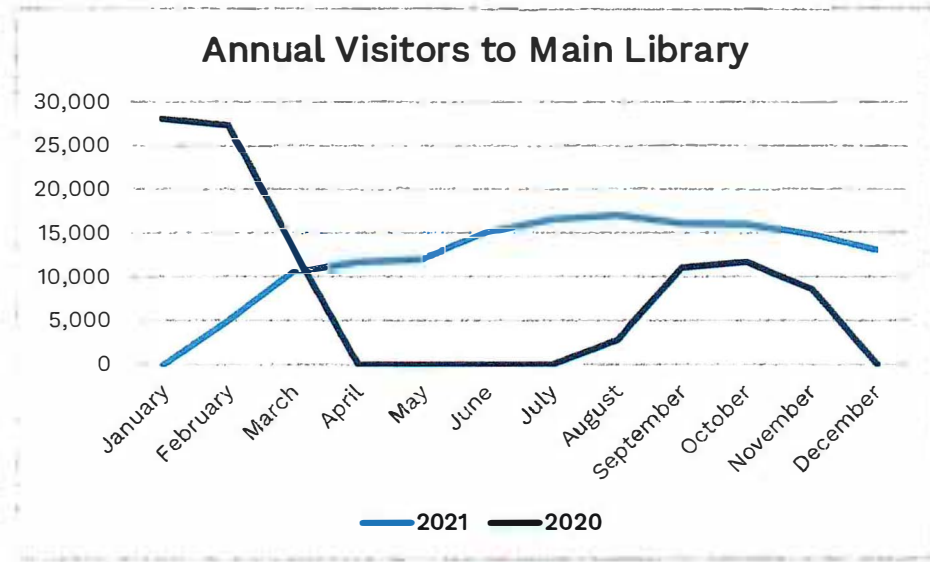


Reference Transactions

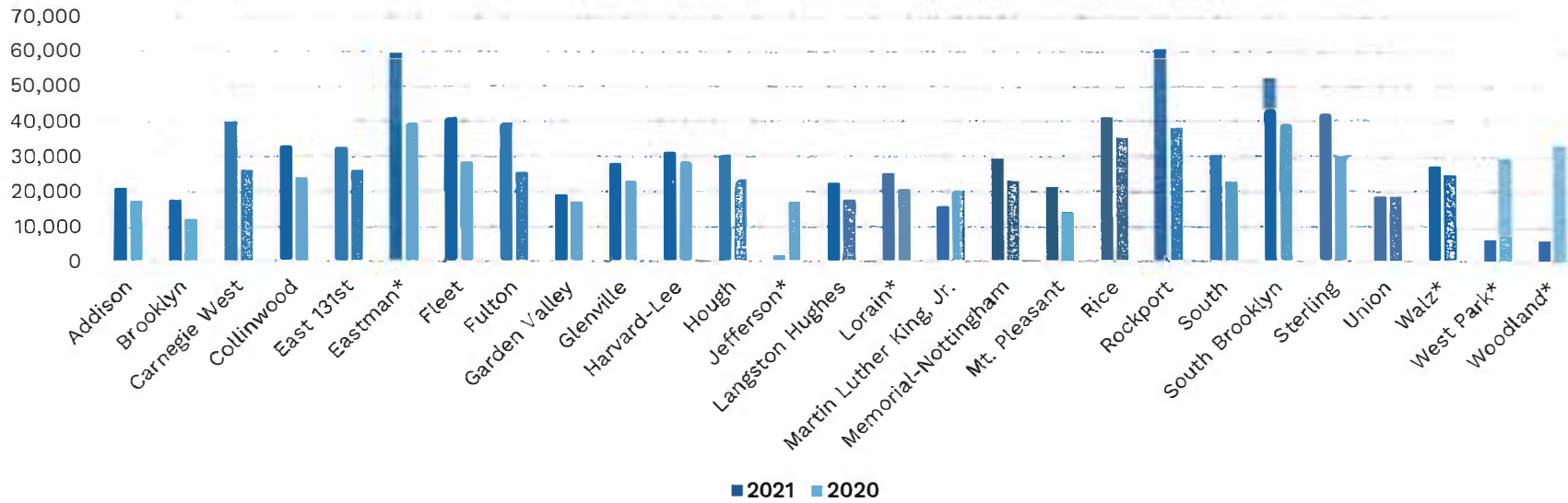


Computer Activity

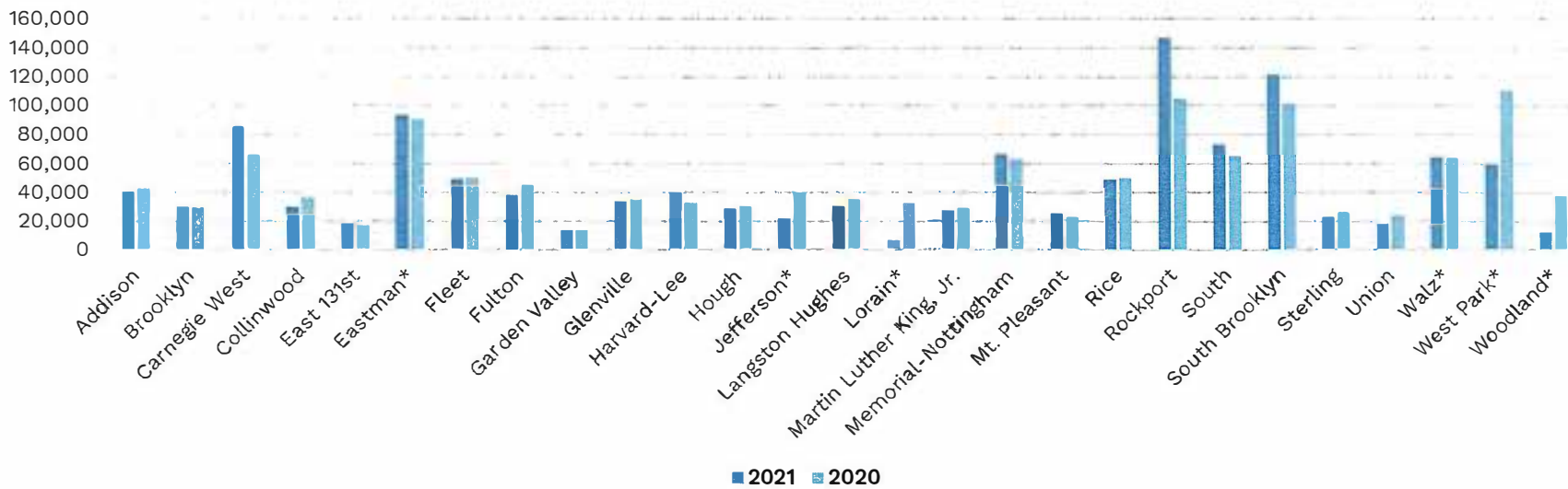




Branch Visitors

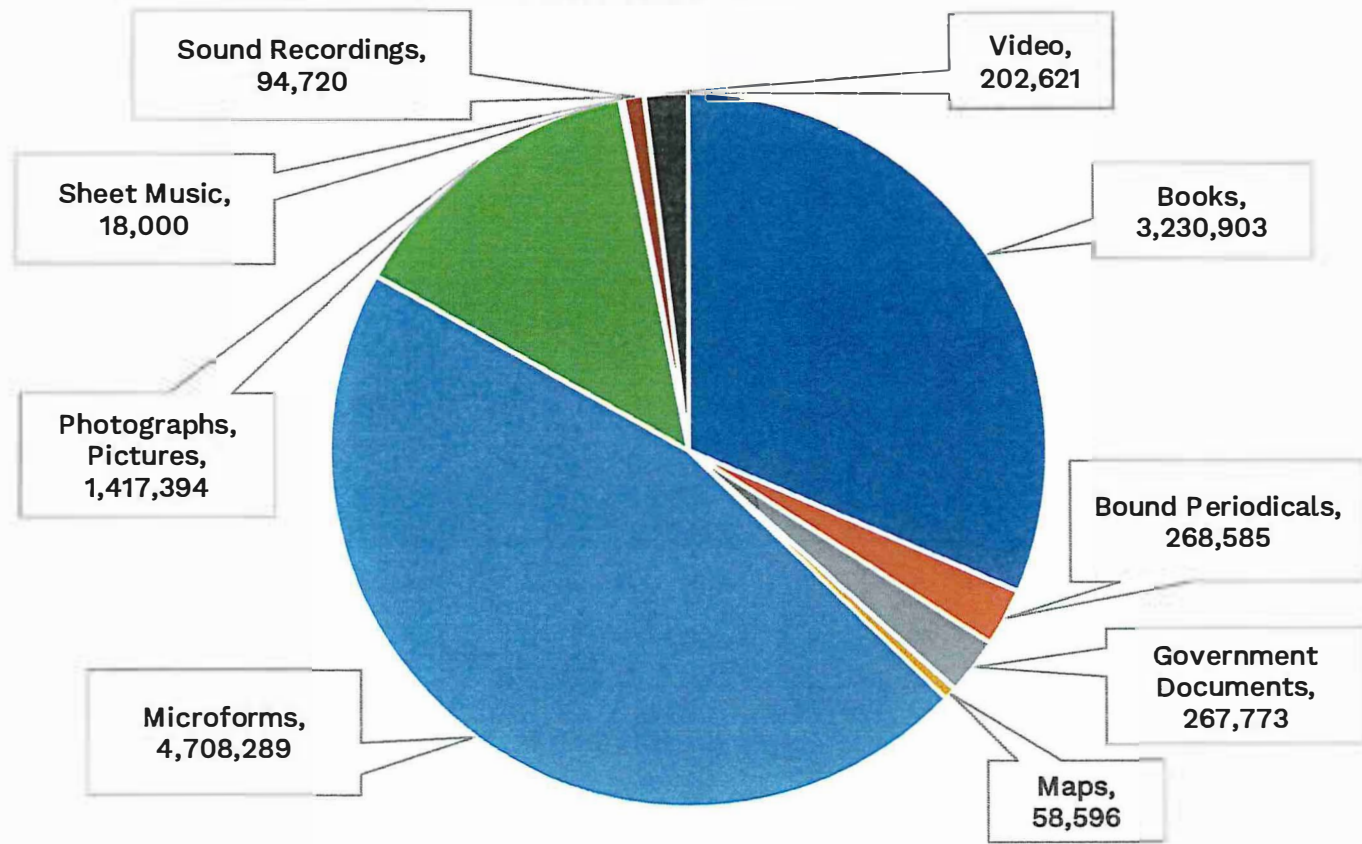


Branch Circulation



*COVID Closures: 3/14-6/7/20. Curbside/walk-up service only: 6/8-8/23/20, 11/21/20-2/21/21, 12/27-12/31/21. Open w/occupancy restrictions: 8/24-11/20/20, 2/22-12/25/21.
 Facilities Master Plan Closures: Jefferson, West Park and Woodland Branches closed for construction as of 4/5/21. Lorain closed for construction as of 10/9/21. Eastman closed for construction as of 12/13/21.

Collection Counts



**CLEVELAND PUBLIC LIBRARY
COMPARATIVE STATEMENT OF ANNUAL STATISTICS 2021**

CIRCULATION

ACTIVITY	2021	2020	Change	%Change
Main Library	1,054,226	878,775	175,451	20.0%
Branches	1,272,506	1,304,047	-31,541	-2.4%
Mobile Units	1,415	1,875	-460	-24.5%
Library for the Blind	353,394	324,549	28,845	8.9%
OLBPD BARD	178,546	203,147	-24,601	-12.1%
eMedia	897,608	765,437	132,171	17.3%
TOTAL CIRCULATION	3,757,695	3,477,830	279,865	8.0%

REFERENCE

TRANSACTIONS	2021	2020	Change	%Change
Main & Branches	280,745	195,620	85,125	43.5%
Library for the Blind	24,510	19,829	4,681	23.6%
TOTAL QUESTIONS	305,255	215,449	89,806	41.7%

COMPUTER

SESSIONS	2021	2020	Change	%Change
Main Library	18,989	19,267	-278	-1.4%
Branches	125,641	144,745	-19,104	-13.2%
TOTAL USAGE	144,630	164,012	-19,382	-11.8%

Sessions less than 5 minutes excluded; also excludes computers not connected to reservation software such as early literacy work stations.

WALK-IN COUNT

	2021	2020	Change	%Change
Main Library	152,751	102,631	50,120	48.8%
Branches	797,073	678,627	118,446	17.5%
TOTAL VISITS	949,824	781,258	168,566	21.6%

REPORT J

**CLEVELAND PUBLIC LIBRARY
CIRCULATION ANALYSIS FOR 2021**

AUTOMATED CIRCULATION OF THE COLLECTION BY FORMAT

Ranked by percentage of circulation

FORMAT	MAIN	BRANCHES	TOTAL	% CIRC
Books	676,498	353,420	1,029,918	37.0%
eMedia			897,608	32.2%
Videos	189,337	502,780	692,117	24.9%
Sound Recordings	58,112	61,675	119,787	4.3%
Magazines	18,355	24,227	42,582	1.5%
Other	187	2,243	2,430	0.1%
TOTAL	942,489	944,345	2,784,442	

INTERLIBRARY LOAN	2021	2020	Change	% Change
CLEVNET	531,695	495,547	36,148	7.3%
Other Libraries	651	2,570	-1,919	-74.7%
TOTAL	532,346	498,117	34,229	6.9%

CHANGES IN PERMANENT COLLECTION	2021	2020	Change	% Change
New Titles Added	44,142	65,616	-21,474	-32.7%
Total Items Added	130,081	120,754	9,327	7.7%
Total Items Withdrawn	292,939	195,096	97,843	50.2%

LIBRARY CARDS ISSUED	12,808	LIBRARY FOR THE BLIND	
		New Users	972
REGISTERED BORROWERS			
Adult	215,529		
Juvenile	49,085		
TOTAL	264,614		

**CLEVELAND PUBLIC LIBRARY
ATTENDANCE AT MAIN LIBRARY FOR 2021**

MONTH	2021 Visitors		Annual Visitors		Gain/Loss	Days Open		Daily Average	
	MAIN	L. S. WING	2021	2020		2021	2020	2021	2020
January	0	0	0	28,065	-28,065	0.0	25.0	0	1,123
February	1,184	3,849	5,033	27,341	-22,308	5.0	24.0	1,007	1,139
March	3,503	7,127	10,630	13,235	-2,605	23.0	11.0	462	1,203
April	4,143	7,540	11,683	0	11,683	25.0	0.0	467	0
May	4,688	7,320	12,008	0	12,008	25.0	0.0	480	0
June	5,948	9,181	15,129	0	15,129	26.0	0.0	582	0
July	6,563	10,059	16,622	0	16,622	25.0	0.0	665	0
August	6,419	10,666	17,085	2,787	14,298	26.0	7.0	657	398
September	6,007	10,124	16,131	10,993	5,138	25.0	25.0	645	440
October	5,824	10,191	16,015	11,658	4,357	26.0	27.0	616	432
November	5,445	9,348	14,793	8,552	6,241	23.0	16.0	643	535
December	4,662	8,342	13,004	0	13,004	20.0	0.0	650	0
TOTAL	54,386	93,747	148,133	102,631	45,502	249.0	135.0	595	760

**CLEVELAND PUBLIC LIBRARY
BRANCH ATTENDANCE FOR 2021**

BRANCH	2021	2020	Change	% Change	
Addison	21,282	17,554	3,728	21.2%	<u>COVID Closures</u>
Brooklyn	17,863	12,352	5,511	44.6%	Open with no restrictions: 1/1-3/13/20
Carnegie West	40,195	26,534	13,661	51.5%	No services offered: 3/14-6/7/20
Collinwood	33,172	24,224	8,948	36.9%	Curbside/walk-up services only: 6/8-8/23/20; 11/21/20-2/21/21; 12/27-12/31/21
East 131st	32,839	26,452	6,387	24.1%	Open with occupancy restrictions/time limits: 8/24-11/20/20; 2/22-12/25/21
Eastman*	59,711	39,668	20,043	50.5%	
Fleet	41,355	28,707	12,648	44.1%	<u>Facilities Master Plan Closures</u>
Fulton	39,693	25,577	14,116	55.2%	Jefferson, West Park, and Woodland Branches closed for construction as of 4/5/21
Garden Valley	19,141	17,218	1,923	11.2%	Lorain Branch closed for construction as of 10/9/21
Glenville	28,165	23,067	5,098	22.1%	Eastman Branch closed for construction as of 12/13/21
Harvard-Lee	31,435	28,637	2,798	9.8%	
Hough	30,562	23,448	7,114	30.3%	
Jefferson*	1,706	17,137	-15,431	-90.0%	
Langston Hughes	22,508	17,673	4,835	27.4%	
Lorain*	25,151	20,586	4,565	22.2%	
Martin Luther King, Jr.	15,767	20,133	-4,366	-21.7%	
Memorial-Nottingham	29,368	23,103	6,265	27.1%	
Mt. Pleasant	21,246	14,275	6,971	48.8%	
Rice	41,159	35,422	5,737	16.2%	
Rockport	60,951	38,220	22,731	59.5%	
South	30,503	22,832	7,671	33.6%	
South Brooklyn	52,554	39,321	13,233	33.7%	
Sterling	42,178	29,884	12,294	41.1%	
Union	18,579	18,709	-130	-0.7%	
Walz*	27,179	24,708	2,471	10.0%	
West Park*	6,561	29,663	-23,102	-77.9%	
Woodland*	6,250	33,523	-27,273	-81.4%	
BRANCH TOTAL	797,073	678,627	118,446	17.5%	

**CLEVELAND PUBLIC LIBRARY
BRANCH CIRCULATION TRANSACTIONS FOR 2021**

BRANCH	2021	2020	Change	% Change	
Addison	40,956	43,355	-2,399	-5.5%	
Brooklyn	30,630	30,105	525	1.7%	COVID Closures
Carnegie West	86,311	66,434	19,877	29.9%	Open with no restrictions: 1/1-3/13/20
Collinwood	30,173	36,796	-6,623	-18.0%	No services offered: 3/14-6/7/20
East 131st	18,246	17,395	851	4.9%	Curbside/walk-up services only: 6/8-8/23/20; 11/21/20-2/21/21; 12/27-12/31/21
Eastman*	93,519	90,752	2,767	3.0%	Open with occupancy restrictions/time limits: 8/24-11/20/20; 2/22-12/25/21
Fleet	49,410	50,568	-1,158	-2.3%	
Fulton	38,289	45,695	-7,406	-16.2%	Facilities Master Plan Closures
Garden Valley	13,949	13,950	-1	0.0%	Jefferson, West Park, and Woodland Branches closed for construction as of 4/5/21
Glenville	33,909	35,711	-1,802	-5.0%	Lorain Branch closed for construction as of 10/9/21
Harvard-Lee	40,295	33,133	7,162	21.6%	Eastman Branch closed for construction as of 12/13/21
Hough	28,870	30,351	-1,481	-4.9%	
Jefferson*	21,864	40,343	-18,479	-45.8%	
Langston Hughes	30,720	35,058	-4,338	-12.4%	
Lorain*	6,702	32,868	-26,166	-79.6%	
Martin Luther King, Jr.	27,351	29,377	-2,026	-6.9%	
Memorial-Nottingham	66,732	63,232	3,500	5.5%	
Mt. Pleasant	25,354	22,655	2,699	11.9%	
Rice	49,116	50,049	-933	-1.9%	
Rockport	146,750	105,034	41,716	39.7%	
South	73,172	65,609	7,563	11.5%	
South Brooklyn	121,343	101,272	20,071	19.8%	
Sterling	23,159	26,638	-3,479	-13.1%	
Union	18,505	24,055	-5,550	-23.1%	
Walz*	64,647	64,405	242	0.4%	
West Park*	59,752	111,192	-51,440	-46.3%	
Woodland*	12,782	38,015	-25,233	-66.4%	
BRANCH TOTAL	1,252,506	1,304,047	-51,541	-4.0%	

**CLEVELAND PUBLIC LIBRARY
BRANCH COLLECTION COUNT**

BRANCH	2021	2020	Change	% Change
Addison	14,180	14,357	-177	-1.2%
Brooklyn	12,782	15,832	-3,050	-19.3%
Carnegie West	25,602	26,004	-402	-1.5%
Collinwood	18,129	19,241	-1,112	-5.8%
East 131st	18,244	17,152	1,092	6.4%
Eastman	12,591	30,600	-18,009	-58.9%
Fleet	13,075	15,769	-2,694	-17.1%
Fulton	19,202	21,010	-1,808	-8.6%
Garden Valley	10,892	11,193	-301	-2.7%
Glenville	12,404	13,401	-997	-7.4%
Harvard-Lee	20,116	19,151	965	5.0%
Hough	14,676	16,221	-1,545	-9.5%
Jefferson	3,613	17,773	-14,160	-79.7%
Langston Hughes	27,832	27,665	167	0.6%
Lorain	15,720	16,183	-463	-2.9%
Martin Luther King, Jr.	24,749	29,020	-4,271	-14.7%
Memorial-Nottingham	27,339	27,957	-618	-2.2%
Mt. Pleasant	12,246	13,107	-861	-6.6%
Rice	22,493	23,304	-811	-3.5%
Rockport	28,621	29,262	-641	-2.2%
South	26,445	25,177	1,268	5.0%
South Brooklyn	23,525	26,570	-3,045	-11.5%
Sterling	14,441	15,069	-628	-4.2%
Union	13,459	13,671	-212	-1.6%
Walz	24,499	25,719	-1,220	-4.7%
West Park	4,018	26,425	-22,407	-84.8%
Woodland	3,494	18,007	-14,513	-80.6%
TOTALS	464,387	554,840	-90,453	-16.3%

**CLEVELAND PUBLIC LIBRARY
2021 COLLECTION STATISTICS**

FORMAT	MAIN COLLECTION	BRANCH COLLECTION	TOTAL COLLECTION
Books	2,927,791	303,112	3,230,903
Bound Periodicals	268,585	0	268,585
Government Documents	267,773	0	267,773
Maps	58,596	0	58,596
Microforms	4,708,289	0	4,708,289
Photographs, Pictures	1,417,394	0	1,417,394
Sheet Music	18,000	0	18,000
Sound Recordings	49,942	44,778	94,720
Video	86,124	116,497	202,621
TOTAL ITEMS	9,802,494	464,387	10,266,881

TOTAL SYSTEM TITLES: 2,616,667